



2024

MEDIA GUIDE



charles
SCHWAB
CHALLENGE

MAY 20-26, 2024

EMILIANO GRILLO, CHAMPION
2023 Charles Schwab Challenge

charles
SCHWAB
CHALLENGE



HISTORY IS WHAT'S HAPPENING

**Gil Hanse course restoration
unveiling during the
2024 Charles Schwab Challenge.**

Re-Introducing the “New” Colonial.

SCORECARD	
1	121
2	122
3	123
4	124
5	125
6	126
7	127
8	128
9	129
10	130
11	131
12	132
13	133
14	134
15	135
16	136
17	137
18	138
PAR	72
TOTAL FOR COURSE	2454

COLONIAL
FORT WORTH, TX

PROPOSED 18 HOLE RENOVATION PLAN
HANSE GOLF COURSE DESIGN - MALVERN, PA
SCALE - 1" = 100' FEBRUARY 2021

GIL HANSE GOLF COURSE RENOVATION HIGHLIGHTS

Immediately after the conclusion of the 2023 Charles Schwab Challenge, renowned golf course architects Gil Hanse and Jim Wagner, with their team, descended onto the Colonial golf course to embark on the most significant renovation and modernization project in the course’s history. The course opened in 1936 and has undergone a variety of changes over the decades, including a 1969 flood-control project by the Corps of Engineers that dramatically altered the Trinity River channel forming the north border of the golf course.

“It will still be the revered Colonial course we are all familiar with seeing and playing, but the Hanse work will improve, update and maximize this legendary course and routing,” noted Frank Cordeiro, General Manager of Colonial Country Club. The course re-opens just in time for the 2024 Charles Schwab Challenge in late May.

The course has been consistently ranked among the best in Texas and America, and is one of the most popular stops among PGA Tour players. In a Golf Digest 2011 survey of PGA TOUR pros, they named Colonial in their top five favorite Tour courses to play. At 78 years and counting Colonial boasts by far the longest-running PGA Tour-sponsored event held at the same golf course.



(continued)

GIL HANSE GOLF COURSE RENOVATION

HIGHLIGHTS

- The project addressed every aspect of the course infrastructure, including a state-of-the-art irrigation system as well as new bunkers, tees and greens. New subterranean cooling and heating systems for the green complexes will manage and adjust soil temperatures for superior growth and plant health, to maximize playability, aesthetics and consistency throughout the year.
- The biggest changes to the course were on par three holes #8 and #13, which were dramatically altered by the 1969 flood-control project. The par three eighth hole was shifted left into more of a north-to-south orientation, in somewhat of a mirror image of the original hole, with a creek on the left side rather than a river on the right. The 13th green also moved back and left, with bunkers added in front of the hole.
- The precious bentgrass greens that founder Marvin Leonard brought to the South for the first time against all odds, and that has suffered the notorious Texas summers for 87 years, will now be nurtured by a hydronic water system underneath that tricks the grass into thinking it has prime weather conditions all year long.
- Most greens will be lowered, and some will shift slightly back or to either side a few yards. Green complexes moving back slightly include 6, 7, 11, 13, and 17. Green complexes moving slightly to one side include 6, 11, 12, and 16.
- Fans and golfers will notice “barrancas” incorporated throughout the course, using the existing, natural drainage channels on the property. A barranca is a normally dry streambed that channels water during occurrences of heavy rain, but they’re often sandy and populated with wild grasses and plants. These will be seen on holes 5, 6, 7, 8, 10, 15, 16, 17 and 18.

2024 TOURNAMENT ELIGIBILITY

Former winners of the Charles Schwab Challenge tournament prior to 2000, if eligible per PGA TOUR rules for prior year scoring average requirement. Winners of the 2000 tournament and beyond for a period of five years. Winners of the 2000 event and beyond who, after five years beyond their win, finish in the top 150 of the previous year's PGA TOUR FedExCup points list.

Winners in the last 5 years (2020-2024) of THE PLAYERS Championship and Masters Tournament.

Winners in the last 5 years (2019-2023) of the U.S. Open and The Open tournaments.

Winners of the PGA Championship from 2020-2024.

Winners of the FedExCup from 2019-2023.

Winners of WGC-Dell Technologies Match Play in the last three years (2021-2023).

Winner of WGC-FedEx St Jude Invitational in 2021.

Winner of the three previous Genesis Invitationals and Arnold Palmer Invitationals (2022-24), and Memorial Tournaments (2020-2023).

Winners of PGA TOUR co-sponsored or approved tournaments since the previous year's Charles Schwab Challenge tournament.

Current PGA TOUR members who were players on 2023 U.S. or European Ryder Cup Teams.
Current PGA TOUR members who were players on 2022 U.S. or International Presidents Cup Teams.

Two players to be selected by the current and former champions of the Charles Schwab Challenge tournament ("Champions' Choices").

The top 15 finishers, and any tied for 15th place in the previous year's Charles Schwab Challenge tournament.

On invitation by the tournament, a maximum of 12 players, which shall include: two from the Top Finishers of 2023 Korn Ferry Tour, DP World Tour and/or Q-School categories, at least six other PGA TOUR members not otherwise eligible; and up to four 'unrestricted' invitations.

Top 50 players from the Official World Golf Ranking through the 2024 Masters Tournament.

Top 125 PGA TOUR members from the final 2023 FedExCup Fall Points List.

2024 TOUR members in the previous season's Top 125-Nonmembers category whose official FedExCup points for the previous season equals or exceeds the amount of FedExCup points earned by the player in the 125th position on the 2023 Official PGA Tour FedExCup points list.

The top 10 players on the 2024 FedExCup Points List through the 2024 Wells Fargo Championship.

The Leading Finisher from the prior season's DP World Tour Race to Dubai, not otherwise exempt, and the Leading Finisher from the prior season's final Korn Ferry Tour Points List.

If necessary to complete a field of 132 players, those players below 10th position on the 2024 Official PGA TOUR FedExCup Points List through the Wells Fargo Championship, in order of their positions on such list.

THE FEDEXCUP

As part of the season-long race to the FedExCup, here is a look at the official points to be awarded to every player making the cut at the 2024 event. (First place is worth 500 points.)

1st - 500 2nd - 300 3rd - 190 4th - 135 5th - 110 10th - 75 30th - 28 65th - 4

MEDIA INFORMATION

Direct all requests for media credentials to the PGA Tour's media credentialing website at pgatourmedia.pgatourhq.com.

Media Credentials

Working Media credentials will be provided ONLY TO THOSE ACTIVELY ENGAGED IN COVERAGE OF THE TOURNAMENT, and whose duties (including filing stories, broadcasting reports or producing still film) require use of the Media Center. Those needing locker room access must request PHOTO ID in advance. Requests for guest tickets will be considered on an individual basis. Unless prior arrangements are made, NO CREDENTIALS WILL BE LEFT AT WILL CALL AFTER NOON ON FRIDAY OF TOURNAMENT WEEK.

Credentials applications should be requested by April 22, 2024. This can be done online at <https://mediacredentials.pgatourhq.com>. Requests should distinguish between reporters, photographers and engineers. Credentials should be picked up at the offsite Will Call office when you arrive during tournament week. The Media Center is located in the air-conditioned indoor tennis court facility located west of #9 fairway.

Telephones

Media needing phone lines installed at their working seats must make their own arrangements with AT&T. These should be made at least a month in advance of the tournament. Call AT&T at 817/929-1863 for Linda Caram, or e-mail: linda.caram@att.com. Ask them for help with your special Colonial phone line(s). Instruct them to have your phone line(s) installed all the way to the Press Room/Media Center and hooked up to your assigned seat(s) there. Give them a due date of Sunday, May 19. **You must provide your own phone equipment.**

Photographers

Photographers must wear photo armband in plain sight at all times. To get this, photographers must check in at the Press Room immediately upon arrival and sign a PGA Photo Regulations form. These guidelines must be adhered to always, including TV cameras.

Radio

The Colonial Media Center does not include radio booths for those stations doing updates throughout the tournament. However, work stations are available, and requests should be made at the same time credentials are requested.

Schedule of Events

Monday, May 20	Hogan Pro-Am
Tuesday, May 21	Practice Rounds
Wednesday, May 22	Wednesday Pro-Am
Thursday, May 23	First Round
Friday, May 24	Second Round
Saturday, May 25	Third Round
Sunday, May 26	Fourth Round

Tickets

On-Course Villages Daily Tickets	\$325
One-Day Grounds Ticket for Wednesday or Sunday	\$50
Any-day, One-Day Grounds Ticket (Wed-Sun)	\$85

(Sponsor ticket packages available at 817/927-4280.)

TOURNAMENT OFFICIALS

Club President Trey Penny

TOURNAMENT COMMITTEE

Chairman Jim Whitten

William Adams	Rob Hood	Whit Perryman
Platt Allen III	Matt Hopwood	Kasey Pipes
Taylor Banks	Chris Kenney	Judd Pritchard
Lance Barrow	Jonathan Kinson	Michael Rariden
Shelli Bates	John Langston	Blayne Rhynsburger
Julie Butner	Jim Leito III	Chuck Scherer
John Cochran	Darren Lewis	Wallace Schmuck
Logan Dickinson	Chris Loftis	John Scott
Jay Dill	Kathi Mahaffey	Barry Smith
Rob Doby	Bobbie Marrow	Taylor Spalla
Greg Dowdy	Wilson Martin	Tom Stallings
Steve Gilchrist	Rick McAdoo	Chris Tabor
Steve Gray	John McNey	Barrett Thomas
Stacy Hamilton	Mark Milrany	Trish Thomas
Bill Hanley	Harold Muckleroy Jr.	Jim Thomason
Angie Herdman	Cricknet Musch	Paul Uhles
Bill Hester	Jim Nantz	Andrew Ward
Justin Holt	Craig Nicholson	George Wood
Jake Hood		

CLUB ADMINISTRATIVE STAFF

General Manager	Frank Cordeiro
Head Golf Professional	Brian Schorsten
Controller	Wendy Taylor
Golf Course Superintendent	Rich McIntosh
Director of Operations	Bill Ward

TOURNAMENT STAFF

Tournament Director	Michael Tothe
Director of Sales	Mike Zinga
Tournament Services & Fulfillment	
Sales Associates	Tanner Hudson,
..... Associates	Rachel Barber
Client Services Manager	Jimmie Whitt
Director of Operations	Stephen Nutt
Volunteer Coordinator:	Lyn Lackey

Colonial Country Club, 3735 Country Club Circle
Fort Worth, Texas 76109
817/927-4280 or 927-4281

<http://www.charlesschwabchallenge.com>

<http://www.charlesschwabchallenge.com>

TABLE OF CONTENTS

2024 Player Eligibility	1
Media Information/Tournament Officials	2
Table of Contents	3
Charity and Colonial	4
Hogan's Alley	5
Colonial Champions	6
Last Year's Champion	7
2023 Results	8

Player Performances, Tournament History

All-time Colonial Results (1946-2022)	9-84
1941 U.S. Open at Colonial	85-86
1991 U.S. Women's Open at Colonial	87
Every Player's Best Finish Here	88-97
Complete Individual Player Performances (last 10 years)	98-121
World Golf Hall of Famers at Colonial	122-128
History of Colonial Country Club	129
Wall of Champions	129

Records, Facts and Figures

Who's the Best (Career Scoring Averages at Colonial)	130
Colonial's Top 50 Money Winners	130
Perfect Earnings Records	131
Most Top 10 Finishes	131
Beating Par at Colonial	132
Sub-Par Scores by Rounds	132
How the Holes Rank in Toughness	133
Leader Margins	133
Surmountable Leads	133
Colonial's Aces	134
Eagles, Double-eagles	134
Multiple Winners	134
Wire-to-Wire Winners	134
2024 Prize Money Distribution	135
Prize Money Through the Years	135
Consecutive Sub-Par Rounds By All Players & Champions	136
Consecutive Top Ten Finishes	136
The Cut	136
Total Contestants by Years	136
Colonial's Difficulty Stands Test of Time (all-time Tour course scoring records)	137
Champions' Choices	138
20-Year Club	138
"First" Wins at Colonial	138
Colonial's Amateurs	139
Colonial's Playoffs	139
Longest Running Tournament at Same Venue	139
Briefly Speaking (Notes from over the years)	140
Tournament Scoring Records, Best and Worst	141
Player Quotes About Colonial	142

ABOUT THE RECORDS

Although the format was different in 1974 and 1975, all scores and records established during the "Designated Tournament" and the Tournament Players Championship will be recorded in the Colonial record book. Since the events were conducted like any other Colonial golf tournament, the scores will be treated as such. The only difference in 1975 was that the Tournament Players Division presented its own trophy. Colonial's traditional Leonard Trophy was not used for the TPC.

CHARITY AND COLONIAL

In addition to showcasing world-class golf on one of the nation's finest and most historic courses, the Colonial tournament also works hard to support the North Texas area with generous community service. The tournament has helped raise millions of dollars for dozens of charities around North Texas. Ben and Valerie Hogan were big supporters of Cook Children's Medical Center throughout their life, an organization the tournament has also partnered with in various ways over the years.

Colonial undertakes numerous activities to generate charity monies each year, in addition to making direct donations. This has included hosting such events as an annual charity golf day event, for about 20 years, and occasional other charitable golf outings. The tournament surpassed the million dollar mark in annual impact in 1998, and has exceeded that level every year since. In 2002 Colonial Country Club was named the Outstanding Philanthropic Organization in Tarrant County by the local chapter of the Association of Fund-Raising Professionals (AFP).

The tournament worked closely with 33 charities in 2023 for its successful Birdies for Charity campaign, which raised \$19 million - one of the best such programs around the PGA TOUR. Colonial also generated dollars for dozens more local charities from activities connected to the 2023 event. The contributions topped off a gratifying year of community service and charity donations under still-challenging circumstances. Furthermore, one of its charities, The Warm Place, was named PGA TOUR Charity of the Year in 2021, which came with a \$30,000 donation.

The tournament has generated cash and services for more than 150 different organizations in the last two decades, totaling more than \$200 million.

"We are grateful to be able to support so many wonderful charities in this community, and to advance their missions," declared 2024 Colonial Tournament Chairman Jim Whitten. "These organizations are vital to serving the needs of our community, and we are proud to be a part of that."

Tournament activities focus on children and support a variety of programs, including camp scholarships for disabled, special needs or low-income children, residency programs/services for abused, neglected and at-risk children, cultural programs/field trips for underserved students, college scholarships, educational mentoring programs, medical diagnostic and treatment services for disabled and low-income children, after-school programs, support services for homeless families, and more. Colonial is partnering with Military charities as well, donating homes, sending care packages, and more.



COLONIAL COURSE PRAISED BY TOUR PLAYERS

In a survey by Golf Digest/GolfWorld taken in 2011 and released in 2012, the Colonial Country Club golf course was ranked by PGA Tour players as the *fifth best course* they liked to play on the Tour schedule each year. The players were specifically asked to rate course design and playability, and no other tournament amenities or issues. "Most noticeable was their love of older courses," the report noted. Some specific comments made by players about Colonial included, "the best layout I've seen;" "a lot of fun to play;" "such a great old course;" and "so solid." One player also commented that hole #5 is "one of the best par fours we play on Tour." (Courses #1-4 on the survey were Augusta National, Harbour Town, Riviera and Pebble Beach, respectively.)

HOGAN'S ALLEY

They call it "Hogan's Alley" - and probably always will, for no one man ever dominated a major golf tournament like Ben Hogan did the Colonial National Invitation.

Five times Hogan won the NIT and at one time or another he held practically every record on the plush carpets of Colonial Country Club's championship course.

Even after his golfing prime, Hogan was a consistent finisher in the top 10 of the NIT. After turning 50 years of age, Hogan competed in four straight NIT events (1964-67), carding finishes of fourth, tenth, fifth and third. At that time, only 13 sub-par totals over the full-route of 72 holes had been recorded in Colonial history and Hogan owned four of them.

Furthermore, Hogan held the all-time Colonial money lead and four tournament records, including a 31 on the front nine and 65 for 18 holes.

Although Hogan was unable to compete in the 1968 and 1969 tournaments, he returned in 1970 at the age of 58 to shoot a first round 69 before faltering to finish out of the money for the first time since 1954, when he had to withdraw due to illness after 36 holes. Even though he missed the 1968 and 1969 tournaments, he didn't lose his all-time Colonial money lead until Gardner Dickinson took first place money of \$25,000 in '69.

One of the all-time greats of golf, Hogan five times has been the top money winner in the game; four times Golfer of the Year; three times winner of the Vardon Trophy; a Hall of Famer; and winner of all major golf titles, including the U.S. Open four times (not counting the 1942 Hale America National Open), the PGA twice, the Masters twice and the British Open.

And looking back on his great career, how appropriate it is that Hogan's final career PGA Tour win was also his fifth and final Colonial win, in 1959.

The Hogan touch is evident in the golf course itself, since he supervised the rebuilding of several greens in the early 1960s. Hogan's own designs were used in improving these greens to championship caliber. Hogan also was consulted during the rebuilding of nine holes on the course due to a 1968-69 flood control project on the Trinity River. Several holes were completely rebuilt during this major project.



BEN HOGAN

1912-1997

***In addition to 9 majors, 54 Tour victories**

***Led Tour in victories: 1941 (tie), 1942, 1946, 1947, 1948, 1953**

***Second on all-time Vardon Trophy scoring average list: 69.30 in 1948**

***Vardon Trophy: 1940, '41, '48**

***Player of the Year: 1948 (inaugural year), '50, '51, '53**

***Leading money winner: 1940, '41, '42, '46, '48**

***Ryder Cup Captain: 1947, '49, '67**

***Ryder Cup Team: 1942, '47, '49, '51**

Ben Hogan Trophy Room

On the main floor of the clubhouse, just off the front entrance, is the Ben Hogan Trophy Room. In this often-visited alcove lies memorabilia of one of history's greatest golfers. It was here at Colonial that Ben Hogan shaped the game which accounted for all of golf's major professional championships and this fascinating collection. This display, including video footage, trophies and more, celebrates the life and accomplishments of our great hometown champion. Mr. Hogan's office at his golf club company, including his own personal memorabilia from there, is replicated downstairs by the Golf Shop.

COLONIAL CHAMPIONS

Year	THE FORTIES	Score
1941	Craig Wood (U.S. Open)	284

1942-45 No tournament; WWII

1946	Ben Hogan	279
1947	Ben Hogan	279
1948	Clayton Heafner	272
1949	Flood, No Tournament	

THE SIXTIES

1960	Julius Boros	280
1961	Doug Sanders	281
1962	Arnold Palmer*	281-69
1963	Julius Boros	279
1964	Billy Casper	279
1965	Bruce Crampton	276
1966	Bruce Devlin	280
1967	Dave Stockton	278
1968	Billy Casper	275
1969	Gardner Dickinson	278

THE EIGHTIES

1980	Bruce Lietzke	271
1981	Fuzzy Zoeller	274
1982	Jack Nicklaus	273
1983	Jim Colbert**	278
1984	Peter Jacobsen**	270
1985	Corey Pavin	266
1986	Dan Pohl****	205
1987	Keith Clearwater	266
1988	Lanny Wadkins	270
1989	Ian Baker-Finch	270

THE 00's

2000	Phil Mickelson	268
2001	Sergio Garcia	267
2002	Nick Price	267
2003	Kenny Perry	261
2004	Steve Flesch	269
2005	Kenny Perry	261
2006	Tim Herron**	268
2007	Rory Sabbatini**	266
2008	Phil Mickelson	266
2009	Steve Stricker**	263

THE TWENTIES

2020	Daniel Berger**	265
2021	Jason Kokrak	266
2022	Sam Burns**	271
2023	Emiliano Grillo**	272

Year	THE FIFTIES	Score
1950	Sam Snead	277
1951	Cary Middlecoff	282
1952	Ben Hogan	279
1953	Ben Hogan	282
1954	Johnny Palmer	280
1955	Chandler Harper	276
1956	Mike Souchak	280
1957	Roberto De Vicenzo	284
1958	Tommy Bolt	282
1959	Ben Hogan*	285-69

THE SEVENTIES

1970	Homero Blancas	273
1971	Gene Littler	283
1972	Jerry Heard	275
1973	Tom Weiskopf	276
1974	Rod Curl	276
1975	Al Geiberger***	270
1976	Lee Trevino	273
1977	Ben Crenshaw	272
1978	Lee Trevino	268
1979	Al Geiberger	274

THE NINETIES

1990	Ben Crenshaw	272
1991	Tom Purtzer	267
1992	Bruce Lietzke**	267
1993	Fulton Allem	264
1994	Nick Price**	266
1995	Tom Lehman	271
1996	Corey Pavin	272
1997	David Frost	265
1998	Tom Watson	265
1999	Olin Browne	272

THE 10's

2010	Zach Johnson	259
2011	David Toms	265
2012	Zach Johnson	268
2013	Boo Weekley	266
2014	Adam Scott**	271
2015	Chris Kirk	268
2016	Jordan Spieth	263
2017	Kevin Kisner	270
2018	Justin Rose	260
2019	Kevin Na	267

*Won 18-hole playoff.

**Won sudden-death playoff.

***Tournament Players Champion.

****Won sudden-death playoff after event was shortened to 54 holes due to rain.

LAST YEAR'S CHAMPION



Emiliano Grillo

Playing in the next-to-last group, his birdie on #12 tied Hall for the lead at nine under par, with Schenk's bogey at #10 putting him one back of the two leaders.

Grillo's birdie at #16 took him to 10 under par and a two-shot lead, and the tournament appeared well in hand. But then a poor tee shot at #18 into the water hazard right led to a double bogey and ultimately a tie with Schenk, who birdied #16 and then parred the final hole.

After pars on the first sudden-death playoff hole (#18), play moved back to the par three #16, where they both had just made birdie earlier. Grillo's tee shot rolled within five feet of the hole. The birdie putt claimed first place and his second PGA TOUR win. He also became the second Argentine Colonial winner, 66 years after Roberto De Vincenzo became the event's first foreign-born champion.

"It feels great. The wait was definitely worth it," Grillo said of the long stretch between victories. "I'm happy to be the champion at Colonial. I get to put my name right next to Robert De Vincenzo. I have said a few times that I wasn't going to retire without winning here."

Emiliano Grillo started the 2022-23 PGA TOUR season strong, with two top 10 finishes in the fall. He cooled off, however, in early '23 before finding his form again and recording another two consecutive top 10 finishes in April at the RBC Heritage and the Mexican Open.

The 30-year-old Argentina native was seven years removed from his first PGA TOUR win at the Frys.com Open in 2015.

After opening with 67-65 at Colonial, Grillo held third place alone, four strokes off the lead. A Saturday 72 left him in exactly the same position, with one round to play; six under par, four strokes back.

Leading at 10 under par were Adam Schenk and TOUR rookie Harry Hall, who had led all 54 holes after an opening 62.

Carding four birdies on the front nine of Sunday's final round, Grillo picked up three shots on Schenk and two on Hall.

2023 COLONIAL RESULTS

May 25-28

Rank	Player	R1	R2	R3	R4	Total	Money
1	Emiliano Grillo*	67	65	72	68	272*	\$1,566,000
2	Adam Schenk	66	67	67	72	272	948,300
3T	Scottie Scheffler	67	67	72	67	273	513,300
3T	Harry Hall	62	66	72	73	273	513,300
5	Paul Haley II	73	68	66	67	274	356,700
6T	Rickie Fowler	68	71	69	67	275	293,625
6T	Sam Burns	67	70	70	68	275	293,625
6T	Michael Kim	67	71	70	67	275	293,625
9T	Max Homa	67	69	71	69	276	237,075
9T	Mark Hubbard	69	69	69	69	276	237,075
9T	Kevin Streelman	68	69	68	71	276	237,075
12T	Justin Rose	69	66	72	70	277	178,350
12T	Harris English	65	66	70	76	277	178,350
12T	Chad Ramey	68	69	69	71	277	178,350
12T	Aaron Rai	71	68	67	71	277	178,350
16T	Viktor Hovland	71	68	66	73	278	132,675
16T	Russell Henley	68	71	69	70	278	132,675
16T	Justin Suh	68	70	66	74	278	132,675
16T	David Lipsky	67	69	69	73	278	132,675
16T	Austin Eckroat	69	66	72	71	278	132,675
21T	Aaron Baddeley	70	71	71	67	279	82,324
21T	Carson Young	69	66	75	69	279	82,324
21T	Kramer Hickok	70	69	71	69	279	82,324
21T	Austin Smotherman	67	73	70	69	279	82,324
21T	Thomas Detry	70	68	71	70	279	82,324
21T	Christiaan Bezuidenhout	70	68	70	71	279	82,324
21T	Ryan Fox	67	71	69	72	279	82,324
21T	Byeong Hun An	67	66	72	74	279	82,324
29T	Collin Morikawa	73	67	70	70	280	50,104
29T	Si Woo Kim	67	70	70	73	280	50,104
29T	Kurt Kitayama	70	71	71	68	280	50,104
29T	Brian Harman	70	69	67	74	280	50,104
29T	Alex Noren	68	69	74	69	280	50,104
29T	Lee Hodges	69	67	74	70	280	50,104
29T	Robby Shelton	66	67	76	71	280	50,104
29T	Sepp Straka	69	71	70	280	50,104	
29T	Sam Stevens	71	66	72	71	280	50,104
29T	Peter Malnati	69	67	72	72	280	50,104
29T	Andrew Putnam	66	70	70	74	280	50,104
40T	Luke Donald	71	69	69	72	281	31,755
40T	Billy Horschel	67	74	70	70	281	31,755
40T	Jimmy Walker	73	67	71	70	281	31,755
40T	Chez Reavie	67	69	75	70	281	31,755
40T	Scott Piercy	69	68	72	72	281	31,755
40T	Alex Smalley	70	71	68	72	281	31,755
40T	Andrew Novak	68	66	74	73	281	31,755
40T	Min Woo Lee	67	71	70	73	281	31,755
48T	Patton Kizzire	69	69	73	71	282	22,881
48T	Nick Hardy	72	69	71	70	282	22,881
48T	Matt NeSmith	70	69	73	70	282	22,881
48T	Vincent Normann	70	71	71	70	282	22,881
52T	Tom Hoge	66	74	69	74	283	20,837
52T	Maverick McNealy	71	70	74	68	283	20,837
52T	Ben Griffin	67	69	75	72	283	20,837
52T	Will Gordon	71	68	69	75	283	20,837
56	Akshay Bhatia	69	68	70	77	284	20,271
57T	Patrick Rodgers	72	67	70	76	285	19,662
57T	Brendon Todd	69	71	71	74	285	19,662
57T	Luke List	70	70	71	74	285	19,662
57T	K.H. Lee	68	69	75	73	285	19,662
57T	Justin Lower	70	68	73	74	285	19,662
57T	Ben Martin	69	69	68	79	285	19,662
63T	Erik Compton	69	70	78	69	286	18,705
63T	J.J. Spaun	70	69	70	77	286	18,705
63T	Zecheng Dou	70	69	75	72	286	18,705
63T	Cody Gribble	70	68	75	73	286	18,705
63T	Cameron Champ	70	71	73	72	286	18,705
68T	Joel Dahmen	72	69	70	76	287	18,096
68T	Stephan Jaeger	72	69	70	76	287	18,096
70T	Beau Hossler	72	69	75	74	290	17,748
70T	Matthias Schwab	69	72	77	72	290	17,748
72	Russell Knox	69	72	76	76	293	17,487

*In sudden death, Grillo won with birdie on second extra hole (#16).

DID NOT MAKE CUT

Tony Finau	(72 - 70) -142	Sam Ryder	(74 - 70) -144
Tommy Fleetwood	(70 - 72) -142	Cole Hammer	(72 - 72) -144
Sungjae Im	(72 - 70) -142	Chris Kirk	(72 - 73) -145
Ryan Palmer	(72 - 70) -142	Scott Stallings	(71 - 74) -145
Denny McCarthy	(71 - 71) -142	Harrison Endycott	(74 - 71) -145
Cam Davis	(68 - 74) -142	Dylan Wu	(72 - 73) -145
Dylan Frittelli	(67 - 75) -142	MJ Daffue	(73 - 72) -145
Adam Long	(72 - 70) -142	Kevin Tway	(74 - 72) -146
Tyson Alexander	(72 - 70) -142	J.T. Poston	(75 - 71) -146
Nate Lashley	(68 - 74) -142	Greyson Sigg	(74 - 72) -146
Lucas Herbert	(70 - 73) -143	Tyler Duncan	(75 - 71) -146
Pierceson Coody	(71 - 72) -143	Richy Werenski	(71 - 75) -146
Davis Riley	(71 - 72) -143	Kevin Kisner	(74 - 73) -147
Troy Merritt	(68 - 75) -143	Callum Tarren	(69 - 78) -147
Hayden Buckley	(71 - 72) -143	S.H. Kim	(75 - 72) -147
Matt Wallace	(71 - 72) -143	Rory Sabbatini	(77 - 71) -148
Joseph Bramlett	(73 - 70) -143	Henrik Norlander	(76 - 72) -148
Eric Cole	(69 - 74) -143	Garrick Higo	(73 - 75) -148
Ben Taylor	(71 - 72) -143	Erik van Rooyen	(76 - 72) -148
Kyle Westmoreland	(73 - 70) -143	Zach Johnson	(75 - 74) -149
Jordan Spieth	(72 - 72) -144	David Lingmerth	(75 - 74) -149
Danny Willett	(73 - 71) -144	Zac Blair	(73 - 76) -149
Taylor Moore	(69 - 75) -144	Harry Higgs	(75 - 77) -152
Nick Taylor	(71 - 73) -144	Michael Block	(81 - 74) -155

2023 CHAMPIONSHIP RACE

At18		At54	
1 Harry Hall	62	1T Adam Schenk	200
2 Harris English	65	1T Harry Hall	200
3T Tom Hoge	66	3 Harris English	201
3T Andrew Putnam	66	4T EMILIANO GRILLO	204
3T Robby Shelton	66	4T Justin Suh	204
3T Adam Schenk	66	6T Viktor Hovland	205
7T EMILIANO GRILLO	67	6T David Lipsky	205
7T Max Homa	67	6T Kevin Streelman	205
7T Scottie Scheffler	67	6T Byeong Hun An	205
7T Sam Burns	67		
7T (11 more players tied)	67		
At36		At72	
1 Harry Hall	128	1 EMILIANO GRILLO	272
2 Harris English	131	2 Adam Schenk	272
3 EMILIANO GRILLO	131	3T Scottie Scheffler	273
4T Adam Schenk	133	3T Harry Hall	273
4T Robby Shelton	133	5 Paul Haley II	274
4T Byeong Hun An	133	6T Rickie Fowler	275
		6T Sam Burns	275
		6T Michael Kim	275

HIGHLIGHTS



Emiliano Grillo

British rookie Harry Hall set the early pace with an opening 62, and followed it up with a 66 to keep the 36-hole lead as well.

However, as the greens firmed up on the weekend, birdies became harder to come by, and the field bunched up.

Adam Schenk posted a Saturday 67 to tie for the lead with Hall. Seven players stood within five shots, including Emiliano Grillo, who started the day four shots back in fourth place. Harris English was just one back in third place.

Grillo grabbed the lead on the back nine Sunday, but appeared to give away the tournament on the 18th hole by hitting his tee shot into the creek right, and making double bogey. Yet, Hall also found the water off the tee on 18, and Schenk missed a potential winning 15-ft putt on his final hole.

Grillo and Schenk both parred the first playoff hole, 18, and headed to the par three 16th. Schenk knocked his tee shot long, while Grillo put it close for a chance at birdie. After Schenk's chip, Grillo sank the putt for his second TOUR win.

2022 COLONIAL RESULTS

May 26-29

Rank	Player	R1	R2	R3	R4	Total	Money
1	Sam Burns	71	68	67	65	271*	\$1,512,000
2	Scottie Scheffler	66	65	68	72	271*	915,600
3	Brendan Todd	68	68	65	71	272	579,600
4T	Tony Finau	71	68	67	67	273	353,500
4T	Davis Riley	67	67	70	69	273	353,500
4T	Scott Stallings	67	64	70	72	273	353,500
7T	Jordan Spieth	69	66	70	70	275	246,540
7T	Kevin Na	67	71	68	69	275	246,540
7T	Patrick Reed	66	66	71	72	275	246,540
7T	Mito Pereira	70	66	68	71	275	246,540
7T	Cam Davis	66	68	69	72	275	246,540
12T	Pat Perez	67	66	72	71	276	178,500
12T	Matt Jones	72	64	67	71	276	178,500
12T	John Huh	69	66	68	73	276	178,500
15T	Chris Kirk	66	67	70	74	277	132,300
15T	Sungjae Im	70	70	67	70	277	132,300
15T	Russell Knox	68	68	70	71	277	132,300
15T	Andrew Putnam	73	65	67	72	277	132,300
15T	Tyler Duncan	71	67	72	67	277	132,300
15T	Christiaan Bezuidenhout	68	68	69	72	277	132,300
21T	Viktor Hovland	69	65	73	71	278	98,700
21T	Beau Hossler	66	65	73	74	278	98,700
23T	Zach Johnson	70	71	67	71	279	77,700
23T	Daniel Berger	71	70	69	69	279	77,700
23T	Max Homa	69	69	73	68	279	77,700
23T	Danny Lee	73	64	77	65	279	77,700
27T	Webb Simpson	66	69	73	72	280	56,332
27T	Harold Varner III	66	68	68	78	280	56,332
27T	Chez Reavie	68	72	71	69	280	56,332
27T	Bill Haas	68	71	71	70	280	56,332
27T	Denny McCarthy	68	68	71	73	280	56,332
27T	Chad Ramey	70	66	69	75	280	56,332
27T	Alex Smalley	72	66	69	73	280	56,332
27T	Talor Gooch	72	69	67	72	280	56,332
35T	Tommy Fleetwood	70	69	73	69	281	41,832
35T	Dylan Fritelli	67	70	74	74	281	41,832
35T	Patrick Rodgers	71	70	74	66	281	41,832
35T	Adam Long	68	71	73	69	281	41,832
35T	Lee Hodges	69	71	68	73	281	41,832
40T	Collin Morikawa	70	71	70	71	282	30,660
40T	Ryan Palmer	69	69	71	73	282	30,660
40T	Ian Poulter	70	69	71	72	282	30,660
40T	Luke Donald	69	69	71	73	282	30,660
40T	Lucas Glover	70	67	70	75	282	30,660
40T	Michael Thompson	73	67	71	71	282	30,660
40T	Kurt Kitayama	71	65	70	76	282	30,660
40T	Adam Svensson	69	68	69	76	282	30,660
48T	Sebastian Munoz	70	70	73	73	283	22,092
48T	Nick Taylor	66	71	72	74	283	22,092
48T	Lucas Herbert	71	70	70	72	283	22,092
48T	David Lipsky	71	68	73	71	283	22,092
52T	Rory Sabbatini	71	69	71	73	284	20,009
52T	C. T. Pan	69	69	74	72	284	20,009
52T	Martin Trainer	68	70	74	72	284	20,009
52T	Mark Hubbard	71	70	72	71	284	20,009
52T	Max McGreevy	68	66	74	76	284	20,009
57T	Rickie Fowler	69	70	71	75	285	18,984
57T	Brandt Snedeker	71	69	70	75	285	18,984
57T	Troy Merritt	73	66	72	74	285	18,984
57T	Sahith Theegala	70	69	67	79	285	18,984
57T	Matthew NeSmith	69	71	72	73	285	18,984
57T	Matthias Schwab	69	71	70	75	285	18,984
63T	Emiliano Grillo	69	68	71	78	286	18,228
63T	Joel Dahmen	71	70	70	75	286	18,228
63T	Austin Smotherman	67	71	70	78	286	18,228
66	Charley Hoffman	68	70	71	78	287	17,892
67	Jason Kokrak	69	71	76	72	288	17,724
68	Aaron Rai	71	68	76	74	289	17,556
69	Harry Higgs	69	71	75	80	295	17,388

DID NOT MAKE CUT

Abraham Ancer	(70 - 72) - 142	Cameron Tringale	(73 - 71) - 144
Patton Kizzire	(71 - 71) - 142	Nate Lashley	(72 - 72) - 144
Camilo Villegas	(67 - 75) - 142	Erik Van Rooyen	(71 - 73) - 144
Stewart Cink	(71 - 71) - 142	Kevin Streelman	(72 - 73) - 145
Carlos Ortiz	(74 - 68) - 142	J. T. Poston	(75 - 70) - 145
Wyndham Clark	(69 - 73) - 142	Robert Streb	(73 - 72) - 145
Kramer Hickok	(71 - 71) - 142	Scott Piercy	(72 - 73) - 145
Sam Ryder	(69 - 73) - 142	Richard Bland	(74 - 71) - 145
Adam Schenk	(75 - 67) - 142	Doc Redman	(70 - 75) - 145
Maverick McNealy	(71 - 71) - 142	Greyson Sigg	(72 - 73) - 145
K.H. Lee	(70 - 72) - 142	Garrick Higgo	(73 - 73) - 146
Min Woo Lee	(71 - 71) - 142	Ryan Brehm	(73 - 73) - 146
Kevin Kisner	(73 - 70) - 143	Nick Watney	(76 - 71) - 147
Justin Rose	(72 - 71) - 143	Taylor Moore	(76 - 71) - 147
Will Zalatoris	(72 - 71) - 143	Kevin Tway	(73 - 74) - 147
Billy Horschel	(72 - 71) - 143	Erik Compton	(73 - 74) - 147
Brian Harman	(77 - 66) - 143	Hayden Buckley	(76 - 72) - 148
Justin Thomas	(71 - 72) - 143	John Pak	(73 - 75) - 148
Jason Dufner	(76 - 67) - 143	Brandon Wu	(77 - 71) - 148
Peter Malnati	(72 - 71) - 143	James Hahn	(74 - 75) - 149
Brian Stuard	(74 - 69) - 143	Trey Mullinax	(71 - 78) - 149
Stephan Jaeger	(71 - 72) - 143	Tyler Strafaci	(76 - 73) - 149
Vince Whaley	(71 - 72) - 143	James Piot	(73 - 76) - 149
Tom Hoge	(75 - 69) - 144	Doug Ghim	(77 - 74) - 151
Gary Woodland	(72 - 72) - 144	Paul Barjon	(80 - 71) - 151
		J.J. Spaun	(78) - wd

2022 CHAMPIONSHIP RACE

At18		At36(cont.)	
1T Chris Kirk	66	12T (three players tied)	135
1T Scottie Scheffler	66	15T (eight players tied)	136
1T Patrick Reed	66	23T (six players tied)	137
1T Webb Simpson	66	29T (eleven players tied)	138
1T Harold Varner III	66	40T SAM BURNS	139
1T Cam Davis	66	(tied with 10 others)	
1T Nick Taylor	66	At54	
1T Beau Hossler	66	1 Scottie Scheffler	199
9T (seven players tied)	67	2 Brendan Todd	201
16T (ten players tied)	68	2T Scott Stallings	201
26T (seventeen players tied)	69	4 Harold Varner III	202
43T (fourteen players tied)	70	5T (four players tied)	203
57T SAM BURNS	71	9T (three players tied)	204
(tied with 22 other players)		12T (five players tied)	205
At36		17T SAM BURNS	206
1T Scottie Scheffler	131	(tied with six others)	
1T Scott Stallings	131	At72	
1T Beau Hossler	131	1 SAM BURNS	271
4 Patrick Reed	132	2 Scottie Scheffler	271
5T (two players tied)	133	3 Brendan Todd	272
7T (five players tied)	134		

HIGHLIGHTS



Sam Burns

World #1 Scottie Scheffler took the tournament by the 'Horns, so to speak, from the beginning. The local favorite led for three rounds, but windy conditions kept the field bunched up all week.

Slow-and-steady Sam Burns, a two-time winner on the year, lurked way back in the pack. Nonetheless, he improved his score each round, and saved his best round for Sunday while very gusty winds played havoc with the rest of the field.

For the second year in a row, an even par 70 would have won the tournament for the 54-hole leader. Scheffler could only manage a two-over 72, however, which landed him in a playoff with Burns, who shot 65. On the first hole of sudden-death, Burns sank a 38-ft putt to take the championship. In doing so, he tied the tournament records for biggest 36-hole and 54-hole comeback in history.

*In sudden death, Burns won with birdie on first extra hole (#18).

2021 COLONIAL RESULTS

May 27-30

Rank	Player	R1	R2	R3	R4	Total	Money
1	Jason Kokrak	65	65	66	70	266	\$1,350,000
2	Jordan Spieth	63	66	66	73	268	817,500
3T	Ian Poulter	68	70	64	68	270	366,094
3T	Charley Hoffman	71	62	72	65	270	366,094
3T	Sebastian Munoz	67	65	70	68	270	366,094
3T	Patton Kizzire	67	65	71	67	270	366,094
7	Troy Merritt	68	71	69	65	273	253,125
8T	Brian Harman	69	66	69	70	274	196,875
8T	Emiliano Grillo	70	68	68	68	274	196,875
8T	Adam Hadwin	66	67	71	70	274	196,875
8T	Kyle Stanley	69	67	68	70	274	196,875
8T	Lucas Glover	74	67	65	68	274	196,875
8T	Brendon Todd	72	64	67	71	274	196,875
14T	Collin Morikawa	69	66	72	68	275	125,625
14T	Abraham Ancer	70	71	67	67	275	125,625
14T	Gary Woodland	70	69	69	67	275	125,625
14T	Doug Ghim	68	71	66	70	275	125,625
14T	Kramer Hickok	66	68	70	71	275	125,625
14T	Talor Gooch	67	69	68	71	275	125,625
20T	Daniel Berger	68	68	72	68	276	68,437
20T	Justin Rose	68	68	69	71	276	68,437
20T	Sergio Garcia	63	69	68	76	276	68,437
20T	Tony Finau	69	67	68	72	276	68,437
20T	Maverick McNealy	70	63	71	72	276	68,437
20T	Adam Long	70	68	71	67	276	68,437
20T	Corey Connors	70	67	68	71	276	68,437
20T	Kevin Streelman	69	66	69	72	276	68,437
20T	Erik Compton	65	68	70	73	276	68,437
20T	Vincent Whalley	69	66	72	69	276	68,437
20T	John Augenstein	69	68	69	70	276	68,437
20T	Wyndham Clark	70	70	68	68	276	68,437
32T	Kevin Na	73	65	71	68	277	40,125
32T	Zach Johnson	72	68	68	69	277	40,125
32T	Ryan Palmer	74	66	68	69	277	40,125
32T	Rafa Cabrera Bello	73	66	71	67	277	40,125
32T	Nate Lashley	70	68	70	69	277	40,125
32T	C.T. Pan	71	67	69	70	277	40,125
32T	Cameron Tringale	67	69	71	70	277	40,125
32T	Harold Varner III	74	64	67	72	277	40,125
40T	Kevin Kisner	69	67	71	71	278	29,625
40T	Justin Thomas	72	66	71	69	278	29,625
40T	Carlos Ortiz	70	69	71	68	278	29,625
40T	Danny Lee	72	66	69	71	278	29,625
40T	Billy Horschel	71	68	72	67	278	29,625
45T	Pat Perez	70	70	65	74	279	22,335
45T	Hudson Swafford	71	70	69	69	279	22,335
45T	Richy Werenski	68	72	69	70	279	22,335
45T	Cameron Davis	70	70	71	68	279	22,335
45T	Robert Streb	67	68	72	72	279	22,335
50T	Matt Kuchar	74	67	69	70	280	18,325
50T	Brandt Snedeker	66	70	75	69	280	18,325
50T	Joaquin Niemann	69	69	72	70	280	18,325
50T	Tyler McCumber	69	71	71	69	280	18,325
50T	Byeong Hun An	67	71	70	72	280	18,325
50T	Henrik Norlander	69	72	69	70	280	18,325
56T	Brice Garnett	70	67	74	70	281	17,325
56T	Brian Stuard	68	73	70	70	281	17,325
56T	Matt Wallace	71	70	68	72	281	17,325
59T	Will Zalatoris	69	71	70	72	282	16,875
59T	Doc Redman	68	72	68	74	282	16,875
59T	Robby Shelton	70	71	67	74	282	16,875
62T	Andrew Landry	71	70	71	71	283	16,425
62T	Nick Taylor	71	66	71	75	283	16,425
62T	Sung Kang	74	65	66	78	283	16,425
65T	Jason Dufner	72	66	72	72	284	16,050
65T	Adam Schenk	73	67	72	72	284	16,050
67T	Scott Stallings	72	68	71	74	285	15,750
67T	Rory Sabbatini	69	68	73	75	285	15,750
69T	Chris Kirk	71	69	69	77	286	15,300
69T	Camilo Villegas	69	71	76	70	286	15,300
69T	Jhonattan Vegas	73	68	74	71	286	15,300
69T	Mark Hubbard	74	67	72	73	286	15,300
73	Xinjun Zhang	71	70	71	77	289	14,925
74	J. J. Henry	69	71	74	77	291	14,775
75	D.A. Points	74	67	72	80	293	14,625

DID NOT MAKE CUT

Phil Mickelson	(73-69)	-142	Keith Mitchell	(73-71)	-144
Patrick Reed	(68-74)	-142	Peter Malnati	(74-70)	-144
Andrew Putnam	(69-73)	-142	Henrik Stenson	(72-73)	-145
Russell Knox	(73-69)	-142	Jimmy Walker	(72-73)	-145
Mackenzie Hughes	(72-70)	-142	Cameron Champ	(75-70)	-145
Scott Brown	(71-71)	-142	Denny McCarthy	(73-72)	-145
Austin Cook	(75-67)	-142	Joel Dahmen	(74-71)	-145
Matt Jones	(71-71)	-142	Sam Ryder	(72-74)	-146
Sungjae Im	(71-71)	-142	Joseph Bramlett	(69-77)	-146
Sepp Straka	(68-74)	-142	Brandon Hagy	(77-69)	-146
Luke List	(74-68)	-142	Chase Seiffert	(72-74)	-146
Scottie Scheffler	(70-73)	-143	Tom Lewis	(75-72)	-147
Tom Hoge	(75-68)	-143	Graeme McDowell	(74-74)	-148
Peter Uihlein	(70-73)	-143	J.T. Poston	(74-74)	-148
James Hahn	(72-71)	-143	Matthew NeSmith	(73-76)	-149
Michael Thompson	(72-71)	-143	Michael Visacki	(77-72)	-149
Cameron Percy	(72-71)	-143	Anirban Lahiri	(77-72)	-149
Patrick Rodgers	(72-71)	-143	Mchael Gligic	(77-73)	-150
Dylan Fritelli	(72-71)	-143	Will Gordon	(75-77)	-152
Harry Higgs	(70-73)	-143	Keith Clearwater	(80-74)	-154
Lee Westwood	(75-69)	-144	Si Woo Kim	(72)-wd	
Brian Gay	(73-71)	-144	Brandon Grace	(76)-wd	
Sahith Theegala	(73-71)	-144	Scott Piercy	(72-72)	-dq

2021 CHAMPIONSHIP RACE

At 18		At 54	
1T Jordan Spieth	63	1 Jordan Spieth	195
1T Sergio Garcia	63	2 JASON KOKRAK	196
3T JASON KOKRAK	65	3 Sergio Garcia	200
3T Erik Compton	65	4T Patton Kizzire	203
5T Brand Snedeker	66	4T Erik Compton	203
5T Adam Hadwin	66	4T Brendon Todd	203
5T Kramer Hickok	66		
At 36		At 72	
1 Jordan Spieth	129	1 JASON KOKRAK	266
2 JASON KOKRAK	130	2 Jordan Spieth	268
3T Sergio Garcia	132	3T Ian Poulter	270
3T Sebastian Munoz	132	3T Charley Hoffman	270
3T Patton Kizzire	132	3T Sebastian Munoz	270

HIGHLIGHTS



Jason Kokrak

Two former champions, Jordan Spieth and Sergio Garcia, lit up the fans and the scoreboard on Thursday with 63s to tie for the first round lead.

A first-time winner from earlier in the season, Jason Kokrak joined the fray in a lightning-interrupted second round after his second consecutive 65. Together, those players made the tournament a three-man race by the end of the third round. Hometown favorite Spieth, at 15-under-par, led Kokrak by one and Garcia by five headed into Sunday.

Garcia quickly faded on Sunday, leaving a two-man shootout for the final 18. Neither player could maintain the torrid pace of birdies from earlier rounds, and it became a simple test of survival. Too many stray tee shots eventually led Spieth to his highest round in Colonial history. Kokrak closed the deal on his second win of the season with an even-par 70. The runner-up finish for Spieth was his third at Colonial.

2019 COLONIAL RESULTS

May 23-26

Rank	Player	R1	R2	R3	R4	Total	Money
1	Kevin Na	70	62	69	66	267	1,314,000
2	Tony Finau	64	68	71	68	271	788,400
3T	Andrew Putnam	69	70	67	66	272	423,400
	C.T. Pan	68	67	68	69	272	423,400
5	Jonas Blixt	67	64	74	68	273	292,000
6T	Rory Sabbatini	68	66	73	67	274	253,675
	Ryan Palmer	68	69	68	69	274	253,675
8T	Jordan Spieth	65	70	68	72	275	197,100
	Nick Watney	67	68	70	70	275	197,100
	Tyrrell Hatton	71	66	69	69	275	197,100
	Russell Knox	71	68	71	65	275	197,100
	Mackenzie Hughes	68	70	65	72	275	197,100
13T	Jim Furyk	69	66	68	73	276	136,875
	Charley Hoffman	70	71	63	72	276	136,875
	Peter Uihlein	67	73	67	68	276	136,875
	Brian Gay	69	71	67	69	276	136,875
17T	Matt Every	70	69	69	69	277	113,150
	Josh Teater	68	70	71	68	277	113,150
19T	Jimmy Walker	67	74	70	67	278	79,387
	Brandt Snedeker	74	67	68	69	278	79,387
	Billy Horschel	72	69	69	68	278	79,387
	Emiliano Grillo	69	70	68	71	278	79,387
	Scott Piercy	70	68	68	72	278	79,387
	Kevin Tway	68	70	69	71	278	79,387
	Adam Long	70	69	71	68	278	79,387
	Austin Cook	72	67	65	74	278	79,387
27T	J.J. Henry	67	73	69	70	279	55,115
	Max Homa	70	68	73	68	279	55,115
29T	Talor Gooch	72	70	71	67	280	50,735
	Tyrone Van Aswegen	69	71	71	69	280	50,735
31T	David Toms	71	68	70	72	281	39,663
	Brian Harman	70	69	72	70	281	39,663
	Jhonattan Vegas	74	67	73	67	281	39,663
	Kevin Streelman	69	71	69	72	281	39,663
	Joaquin Niemann	71	70	70	70	281	39,663
	Chesson Hadley	67	72	71	71	281	39,663
	Corey Conners	69	73	71	68	281	39,663
	Sam Burns	69	72	70	70	281	39,663
	Roger Sloan	65	72	70	74	281	39,663
40T	Jason Dufner	67	68	72	75	282	26,280
	Martin Kaymer	73	65	71	73	282	26,280
	Beau Hossler	70	71	72	69	282	26,280
	Brice Garnett	73	66	73	70	282	26,280
	Trey Mullinax	67	69	75	71	282	26,280
	Peter Malnati	74	67	72	69	282	26,280
	Ben Silverman	69	71	72	70	282	26,280
	Tom Hoge	70	69	71	72	282	26,280
48T	Bill Haas	69	71	72	71	283	18,571
	Chris Stroud	72	70	71	70	283	18,571
	Aaron Baddeley	73	69	71	70	283	18,571
	Danny Lee	69	71	71	72	283	18,571
	Scott Brown	67	73	72	71	283	18,571
53T	Branden Grace	71	71	72	70	284	16,819
	Francesco Molinari	71	70	70	73	284	16,819
	Anirban Lahiri	68	71	72	73	284	16,819
	Martin Laird	72	69	68	75	284	16,819
	Daniel Berger	71	67	71	75	284	16,819
58T	Justin Rose	74	67	74	70	285	15,987
	Mike Weir	71	71	72	71	285	15,987
	Cameron Champ	70	72	72	71	285	15,987
	Vaughn Taylor	74	67	70	74	285	15,987
	Abraham Ancer	68	72	75	70	285	15,987
	Ted Potter Jr.	70	72	72	71	285	15,987
64T	Ben Crane	75	67	71	73	286	15,257
	Brian Stuard	70	72	73	71	286	15,257
	Matthew Fitzpatrick	69	71	75	71	286	15,257
	Kyoung-Hoon Lee	72	69	71	74	286	15,257
68	Byeong Hun An	69	72	77	69	287	14,892
69	Nate Lashley	69	71	75	73	288	14,746
70T	Ian Poulter	73	69	72	75	289	14,527
	Dominic Bozzelli	73	69	68	79	289	14,527
72	Tim Herron	72	68	77	74	291	14,308
73	Graeme McDowell	71	71	78	72	292	14,162

DID NOT MAKE CUT

Xander Schauffele	... (76 - 67) - 143	Scott Langley (69 - 77) - 146
Ollie Schneiderjans	(75 - 68) - 143	Bronson Burgoon (73 - 73) - 146
Rickie Fowler (74 - 69) - 143	Andrew Landry (77 - 69) - 146
Chez Reavie (71 - 72) - 143	Shawn Swafford (71 - 75) - 146
Bud Cauley (71 - 72) - 143	Kiradech Aphibarnrat	(75 - 71) - 146
Denny McCarthy (72 - 71) - 143	Michael Thompson	... (73 - 73) - 146
Joel Dahmen (74 - 69) - 143	Shawn Stefani (71 - 75) - 146
Nick Taylor (69 - 74) - 143	Zach Johnson (72 - 75) - 147
Bryson DeChambeau	(72 - 72) - 144	Si Woo Kim (72 - 75) - 147
Kevin Kisner (72 - 72) - 144	Kramer Hickok (74 - 73) - 147
Boo Weekley (70 - 74) - 144	Ryan Blaum (73 - 74) - 147
Sungjae Im (72 - 72) - 144	Wyndham Clark (76 - 71) - 147
Doug Ghim (75 - 69) - 144	Whee Kim (74 - 74) - 148
Matt Jones (73 - 71) - 144	Michael Kim (72 - 76) - 148
Richy Werenski (74 - 70) - 144	Roberto Castro (76 - 73) - 149
Keith Clearwater (71 - 74) - 145	Adam Schenk (72 - 79) - 151
Scott Stallings (73 - 72) - 145	Patton Kizzire (78 - 73) - 151
Rod Pampling (73 - 72) - 145	Brendan Steele (75 - 77) - 152
Carlos Ortiz (76 - 69) - 145	Tucker Wadkins (76 - 78) - 154
Colt Knost (76 - 69) - 145	Dru Love (78 - 80) - 158
Ryan Armour (72 - 73) - 145	Paul Casey (69) - wd
Kelly Kraft (72 - 73) - 145	Pat Perez (73) - wd
Seamus Power (71 - 74) - 145	Kenny Perry (80) - wd
J.T. Poston (74 - 71) - 145	Tom Purtzer wd
Jon Rahm (75 - 71) - 146		

2019 CHAMPIONSHIP RACE

At18

1 Tony Finau 64
2T Jordan Spieth 65
2T Roger Sloan 65
3T (nine players tied) 67
13T (eight players tied) 68
21T (seventeen players tied) 69
38T KEVINNA 70
(tied with 12 others)

At54

1 KEVINNA 201
2T Jordan Spieth 203
2T Jim Furyk 203
3T (nine players tied) 203
13T (eight players tied) 203
2T Mackenzie Hughes 203
21T (seventeen players tied) 203
38T KEVINNA 204
7T Charley Hoffman 204
7T Austin Cook 204


At36

1 Jonas Blixt 131
2T KEVINNA 132
2T Tony Finau 132
4 Rory Sabbatini 134

At72

1 KEVINNA 267
2 Tony Finau 271
3T Andrew Putnam 272
3T C.T. Pan 272

HIGHLIGHTS



Kevin Na

Windy playing conditions each day challenged a world-class field, and most players struggled to go low. In the second round, however, Kevin Na fired an eight-under 62 to vault up the leaderboard. Still, that was only good for second place. (Na shot a 62 and a 61 just one year earlier at Colonial).

On Saturday, Na's steady 69 gave him a two-stroke advantage, as only 22 players managed to break par. The chasing group for Sunday included Tony Finau, Jordan Spieth and Jim Furyk.

But Na never flinched during the final round, recording four birdies on the front nine to frustrate his would-be challengers. Two more birdies on the back side gave him an impressive four-shot win, his third PGA TOUR victory.

2018 COLONIAL RESULTS

May 24-27

Rank	Player	R1	R2	R3	R4	Total	Money
1	Justin Rose	66	64	66	64	260	1,278,000
2	Brooks Koepka	70	63	67	63	263	766,800
3	Emiliano Grillo	64	67	69	64	264	482,800
4	Kevin Na	62	73	70	61	266	340,800
5T	Jon Rahm	68	70	64	68	270	259,150
	Louis Oosthuizen	67	71	64	68	270	259,150
	Kevin Tway	66	69	68	67	270	259,150
8T	Ben Crane	66	69	68	68	271	205,900
	Joaquin Niemann	68	72	65	66	271	205,900
	Corey Connors	71	68	63	69	271	205,900
11T	Chris Kirk	66	71	67	68	272	163,300
	Tim Herron	66	70	68	68	272	163,300
	Ben Silverman	66	69	72	65	272	163,300
14T	Rickie Fowler	67	69	69	68	273	117,150
	Bill Haas	67	73	69	64	273	117,150
	Ryan Armour	68	68	66	71	273	117,150
	Brian Harman	72	67	64	70	273	117,150
	Danny Lee	70	69	69	65	273	117,150
	Tyrone Van Aswegen	67	67	71	68	273	117,150
20T	Rory Sabbatini	66	71	71	66	274	64,196
	Jimmy Walker	68	70	70	66	274	64,196
	Harris English	68	67	69	70	274	64,196
	Russell Knox	69	69	67	69	274	64,196
	Vaughn Taylor	67	70	70	67	274	64,196
	Chesson Hadley	71	71	65	67	274	64,196
	Satoshi Kodaira	66	67	71	70	274	64,196
	Andrew Putnam	64	72	70	68	274	64,196
	C.T. Pan	68	71	70	65	274	64,196
	Joel Dahmen	68	69	68	69	274	64,196
	J.T. Poston	69	68	65	72	274	64,196
32T	Shubhankar Sharma	73	68	66	67	274	64,196
	Jordan Spieth	69	68	70	68	275	36,068
	Steve Stricker	65	72	68	70	275	36,068
	Matt Kuchar	67	73	65	70	275	36,068
	William McGirt	70	67	67	71	275	36,068
	Brian Stuard	70	72	68	65	275	36,068
	Nicholas Lindheim	70	72	69	64	275	36,068
	Jason Kokrak	69	67	68	71	275	36,068
	Ben Martin	66	71	68	70	275	36,068
	Michael Thompson	70	72	64	69	275	36,068
	Conrad Shindler	73	68	68	66	275	36,068
42T	Brandt Snedeker	70	71	68	67	276	21,811
	Pat Perez	70	70	71	65	276	21,811
	Chad Campbell	69	70	68	69	276	21,811
	Bryson DeChambeau	68	67	71	70	276	21,811
	Maverick McNealy	69	72	70	65	276	21,811
	John Huh	69	71	68	68	276	21,811
	Tom Hoge	69	66	72	69	276	21,811
	Mackenzie Hughes	73	68	66	69	276	21,811
	Derek Fathauer	67	70	66	73	276	21,811
	Ted Potter Jr.	68	72	63	73	276	21,811
52T	Adam Scott	69	73	71	64	277	16,472
	Kevin Kisner	72	68	71	66	277	16,472
	Charley Hoffman	63	73	69	72	277	16,472
	Robert Streb	72	67	70	68	277	16,472
	Adam Hadwin	68	72	68	69	277	16,472
	Abraham Ancer	70	68	66	73	277	16,472
58T	Stewart Cink	67	70	69	72	278	15,549
	Russell Henley	72	67	69	70	278	15,549
	Whee Kim	71	67	68	72	278	15,549
	Anirban Lahiri	67	74	68	69	278	15,549
	Tom Lovelady	67	69	70	72	278	15,549
	Trey Mullinax	69	70	70	69	278	15,549
64T	Beau Hossler	64	71	71	73	279	14,981
	Patton Kizzire	71	70	68	70	279	14,981
66T	Jim Furyk	70	70	71	69	280	14,484
	Alex Cejka	66	69	76	69	280	14,484
	Shawn Stefani	66	73	70	71	280	14,484
	Si Woo Kim	69	73	65	73	280	14,484
	Brandon Harkins	69	69	73	69	280	14,484
71T	Wesley Bryan	69	73	66	73	281	13,987
	Tyler Duncan	72	69	71	69	281	13,987
73	Jhonattan Vegas	64	77	70	71	282	13,774
74T	Ricky Werenski	68	73	68	74	283	13,561
	Ollie Schneiderjans	69	73	70	71	283	13,561
76	Kevin Streelman	69	67	72	76	284	13,348
77T	John Senden	72	70	71	73	286	13,135
	Martin Piller	67	71	70	78	286	13,135

DID NOT MAKE CUT

Webb Simpson	(70-73)-143	David Lingmerth	(72-75)-147
J.J. Henry	(71-72)-143	Sam Saunders	(72-75)-147
Aaron Wise	(70-73)-143	Andrew Landry	(70-77)-147
Martin Laird	(70-73)-143	Talor Gooch	(73-74)-147
Austin Cook	(71-72)-143	Scott Brown	(78-71)-149
Scott Stallings	(69-74)-143	Sung Kang	(73-77)-150
Xander Schauffele	(72-72)-144	Rod Pampling	(72-78)-150
Jonathan Byrd	(73-71)-144	Nick Taylor	(76-74)-150
Patrick Rodgers	(72-73)-144	Chris Stroud	(73-78)-151
Chez Reavie	(70-74)-144	Cameron Smith	(79-74)-153
Aaron Baddeley	(75-70)-145	Smylie Kaufman	(75-78)-153
Jason Dufner	(68-77)-145	Ryan Blaum	(72-81)-153
Martin Flores	(71-74)-145	Sam Burns	(74-79)-153
Cody Gribble	(71-74)-145	Nick Watney	(79-76)-155
Brice Garnett	(71-74)-145	Keith Clearwater	(83-82)-165
David Hearn	(72-73)-145	Chris Stroud	(69) - wd
Scott Piercy	(73-72)-145	Robert Garrigus	(74) - wd
Xinjun Zhang	(71-74)-145	Seamus Power	(73-74) - dq
Adam Schenk	(68-77)-145		
Zach Johnson	(72-74)-146		
Sean O'Hair	(72-74)-146		
J.J. Spaun	(75-71)-146		
Grayson Murray	(70-76)-146		
Patrick Cantlay	(73-73)-146		
Kelly Kraft	(68-78)-146		

2018 CHAMPIONSHIP RACE

At 18		At 54		
1	Kevin Na	62	1 JUSTIN ROSE	196
2	Charley Hoffman	63	2T Brooks Koepka	200
3T	Emiliano Grillo	64	2T Emiliano Grillo	200
3T	Beau Hossler	64	4T Jon Rahm	202
3T	Jhonattan Vegas	64	4T Louis Oosthuizen	202
3T	Andrew Putnam	64	4T Ryan Armour	202
7	Steve Stricker	65	4T J.T. Poston	202
8T	JUSTIN ROSE	66	4T Corey Connors	202
(tied with 10 others)				
At 36		At 72		
1	JUSTIN ROSE	130	1 JUSTIN ROSE	260
2	Emiliano Grillo	131	2 Brooks Koepka	263
3T	Brooks Koepka	133	3 Emiliano Grillo	264
3T	Satoshi Kodaira	133	4 Kevin Na	266
5	Tyrone Van Aswegen	134		

HIGHLIGHTS



Justin Rose

Perfect scoring conditions greeted a stellar field, as light breezes led to a birdie-fest. Half the field broke par in the first round, though only 35 beat par in round two. 2016 Olympic Gold Medal Winner Justin Rose jumped out to the 36-hole lead at 10 under par, with a second-round 64.

On Saturday, the Englishman birdied his first three holes to create separation from the field. Rose's solid 66 staked him to a four-shot lead going into Sunday.

The big lead made it possible for players who were chasing to play free and aggressive, and several made charges, as Brooks Koepka and Emiliano Grillo posted 63 and 64, respectively, on Sunday. However, the steely Rose kept his foot on the gas and matched them with eight birdies of his own, and his impressive 64 gave him the three-shot victory, just one stroke shy of the tournament record.

2017 COLONIAL RESULTS

May 25-28

Rank	Player	R1	R2	R3	R4	Total	Money
1	Kevin Kisner	67	67	70	66	270	1,242,000
2T	Jordan Spieth	70	68	68	65	271	515,200
2T	Jon Rahm	66	69	70	66	271	515,200
2T	Sean O'Hair	67	68	70	66	271	515,200
5	Webb Simpson	68	66	67	71	272	276,000
6	Danny Lee	70	64	69	70	273	248,400
7T	Steve Stricker	72	71	68	63	274	215,050
7T	Brian Harman	69	69	71	65	274	215,050
7T	Scott Piercy	68	66	72	68	274	215,050
10T	Paul Casey	69	66	68	73	276	179,400
10T	Stewart Cink	68	70	66	72	276	179,400
12T	Sergio Garcia	69	66	68	73	277	131,100
12T	Matt Kuchar	70	72	68	67	277	131,100
12T	Bill Haas	69	69	68	71	277	131,100
12T	David Lingmerth	71	72	67	67	277	131,100
12T	Scott Brown	66	72	71	68	277	131,100
12T	Morgan Hoffmann	71	69	70	67	277	131,100
18T	Kevin Streelman	68	72	70	68	278	86,940
18T	Jonas Blixt	70	69	68	71	278	86,940
18T	Vaughn Taylor	68	71	72	67	278	86,940
18T	Ricky Barnes	75	68	67	68	278	86,940
18T	Kelly Kraft	65	73	71	69	278	86,940
18T	Kevin Tway	68	70	72	68	278	86,940
24T	Charley Hoffman	72	68	67	72	279	57,270
24T	Brian Stuard	70	73	71	65	279	57,270
24T	Emiliano Grillo	72	69	65	73	279	57,270
24T	Sam Saunders	71	70	67	71	279	57,270
24T	Ryan Blaum	70	72	70	67	279	57,270
29T	Phil Mickelson	67	75	69	69	280	44,850
29T	Graeme McDowell	66	70	72	72	280	44,850
29T	Harris English	72	68	71	69	280	44,850
29T	Tony Finau	72	65	73	70	280	44,850
29T	Ollie Schneiderjans	71	69	71	69	280	44,850
34T	Billy Horschel	70	70	70	71	281	34,106
34T	Marc Leishman	69	72	69	71	281	34,106
34T	Chad Campbell	69	73	70	69	281	34,106
34T	Robert Streb	70	72	72	67	281	34,106
34T	Brian Gay	69	69	71	72	281	34,106
34T	Whee Kim	68	70	70	73	281	34,106
34T	Curtis Luck	68	73	71	69	281	34,106
41T	Angel Cabrera	73	68	72	69	282	24,150
41T	Chris Stroud	71	73	69	69	282	24,150
41T	Bud Cauley	74	66	71	71	282	24,150
41T	Billy Hurley III	72	69	69	72	282	24,150
41T	Cody Gribble	69	73	69	71	282	24,150
41T	Michael Kim	68	74	69	71	282	24,150
41T	J.T. Poston	65	76	70	71	282	24,150
48T	Brandt Snedeker	70	71	73	69	283	17,554
48T	Chez Reavie	74	69	74	66	283	17,554
48T	Derek Fathauer	65	74	77	67	283	17,554
48T	Xander Schauffele	71	70	71	71	283	17,554
48T	Wesley Bryan	70	73	75	65	283	17,554
53T	Nick Watney	67	72	73	72	284	15,973
53T	Geoff Ogilvy	71	73	71	69	284	15,973
53T	Adam Hadwin	71	71	72	70	284	15,973
53T	Yuta Ikeda	70	71	72	71	284	15,973
57T	Graham DeLaet	69	74	71	71	285	15,387
57T	Ben Martin	71	70	71	73	285	15,387
57T	Sung Kang	68	74	69	285	15,387	
57T	Michael Thompson	68	74	72	71	285	15,387
61T	William McGirt	72	70	70	74	286	14,973
61T	Nick Taylor	70	72	73	71	286	14,973
63T	Zach Johnson	67	75	75	70	287	14,559
63T	Scott Stallings	71	73	73	70	287	14,559
63T	Matt Jones	73	70	75	69	287	14,559
63T	Patton Kizzire	71	71	74	71	287	14,559
67T	Chris Kirk	69	70	76	73	288	14,145
67T	Ryan Moore	67	73	76	72	288	14,145
69	Dominic Bozzelli	71	70	78	70	289	13,938
70T	Ryan Palmer	72	70	77	71	290	13,731
70T	David Hearn	72	70	75	73	290	13,731
72	Cameron Tringale	72	71	72	77	292	13,524

DID NOT MAKE CUT

Jason Dufner	(74-71) - 145	Luke List	(74-74) - 148
Rory Sabbatini	(76-69) - 145	Cameron Percy	(73-75) - 148
Bryson DeChambeau	(74-71) - 145	Tim Herron	(77-72) - 149
Kyle Reifers	(73-72) - 145	Keith Clearwater	(75-74) - 149
John Huh	(74-71) - 145	Rod Pampling	(75-74) - 149
Si Woo Kim	(72-73) - 145	Blayne Barber	(74-75) - 149
Martin Laird	(73-72) - 145	Brandon Hagy	(75-74) - 149
Fabian Gomez	(72-73) - 145	Johnson Wagner	(78-71) - 149
Cameron Smith	(76-69) - 145	Patrick Rodgers	(76-74) - 150
Hunter Mahan	(73-73) - 146	Lucas Glover	(76-74) - 150
Martin Piller	(75-71) - 146	Jamie Sadlowski	(73-77) - 150
Pat Perez	(73-73) - 146	Martin Flores	(75-75) - 150
Aaron Baddeley	(74-72) - 146	Daniel Summerhays	(75-75) - 150
Greg Chalmers	(73-73) - 146	Boo Weekley	(76-75) - 151
Jazz Janewattananond	(70-76) - 146	Jhonattan Vegas	(82-69) - 151
Kyle Stanley	(73-74) - 147	Tyrone Van Aswegen	(76-75) - 151
Steven Bowditch	(71-76) - 147	Jason Bohn	(78-74) - 152
Matt Every	(74-73) - 147	Mackenzie Hughes	(75-77) - 152
Bryce Molder	(77-70) - 147	James Hahn	(75-77) - 152
C.T. Pan	(71-76) - 147	Davis Love III	(76-79) - 155
Anirban Lahiri	(76-71) - 147	Jason Kokrak	(75-80) - 155
J.J. Henry	(73-75) - 148	J.J. Spaun	(71) - wd
Zac Blair	(73-75) - 148	Camillo Villegas	(75) - wd
Harold Varner III	(73-75) - 148	Seung-Yul Noh	(76) - wd
Beau Hossler	(72-76) - 148		

2017 CHAMPIONSHIP RACE

At 18		At 54	
1T Kelly Kraft	65	1 Webb Simpson	201
1T J.T. Poston	65	2T Paul Casey	203
1T Derek Fathauer	65	2T Danny Lee	203
4T Graeme McDowell	66	4T KEVIN KISNER	204
4T Jon Rahm	66	4T Stewart Cink	204
4T Scott Brown	66	6T Jon Rahm	205
7T KEVIN KISNER	67	6T Sean O'Hair	205
(tied with 5 others)		8T Jordan Spieth	206
		8T Sergio Garcia	206
		8T Bill Haas	206
		8T Emiliano Grillo	206
		8T Scott Piercy	206
At 36		At 72	
1T KEVIN KISNER	134	1 KEVIN KISNER	270
1T Webb Simpson	134	2T Jordan Spieth	271
1T Danny Lee	134	2T Jon Rahm	271
1T Scott Piercy	134	2T Sean O'Hair	271
5T Sergio Garcia	135	5 Webb Simpson	272
5T Paul Casey	135		
5T Jon Rahm	135		
5T Sean O'Hair	135		
9 Graeme McDowell	136		

HIGHLIGHTS



Kevin Kisner

Windy conditions throughout the week kept scores high and the players bunched up. Two Spaniards made early splashes - rookie Jon Rahm and reigning Masters champ Sergio Garcia, the 2001 Colonial winner.

But it was six-year Tour veteran Kevin Kisner who seized a share of the 36-hole lead following a near-record high cut of 4-over-par... the highest in 18 years at Colonial.

Webb Simpson grabbed the 54-hole lead, and then battled it out on Sunday with Kisner, Rahm and surging defending champion Jordan Spieth.

Simpson kept the surge through the front nine, but Kisner staged a 3-birdie run at holes 10-12 to lurch into the top spot. His 4-under 66 held up for a one shot victory and his second PGA Tour win.

2016 COLONIAL RESULTS

May 26-29

Rank	Player	R1	R2	R3	R4	Total	Money
1	Jordan Spieth	67	66	65	65	263	1,206,000
2	Harris English	67	69	64	66	266	723,600
3T	Ryan Palmer	66	67	66	68	267	388,600
3T	Webb Simpson	65	67	67	68	267	388,600
5	Kyle Reifers	66	67	67	68	268	268,000
6T	Jason Dufner	66	69	66	70	271	216,912
6T	Matt Kuchar	73	67	63	68	271	216,912
6T	Martin Piller	66	66	68	71	271	216,912
6T	Anirban Lahiri	65	70	68	68	271	216,912
10T	Chad Campbell	69	72	68	63	272	167,500
10T	Kevin Kisner	71	66	69	66	272	167,500
10T	Bryce Molder	64	69	70	69	272	167,500
13T	Marc Leishman	68	67	69	69	273	134,000
13T	Chris Stroud	69	69	64	71	273	134,000
15T	Chris Kirk	70	70	65	69	274	117,250
15T	Patrick Reed	65	69	67	71	274	117,250
17T	Zach Johnson	72	68	68	67	275	93,800
17T	Brandt Snedeker	68	68	69	70	275	93,800
17T	David Hearn	67	67	73	68	275	93,800
17T	Tom Hoge	70	70	66	69	275	93,800
17T	Troy Merritt	69	70	68	68	275	93,800
22T	Steven Bowditch	69	68	71	68	276	69,680
22T	Adam Hadwin	68	67	70	71	276	69,680
22T	Danny Lee	71	68	68	69	276	69,680
25T	David Toms	67	69	70	71	277	53,432
25T	Charl Schwartzel	71	69	65	72	277	53,432
25T	Brian Harman	71	70	68	68	277	53,432
25T	Tyler Aldridge	69	70	71	67	277	53,432
29T	Tim Herron	72	67	70	69	278	43,550
29T	Jimmy Walker	70	68	71	69	278	43,550
29T	Ben Crane	70	69	69	70	278	43,550
29T	Jim Herman	67	72	67	72	278	43,550
29T	Ben Martin	68	68	71	71	278	43,550
34T	Vijay Singh	70	71	72	66	279	32,411
34T	Tony Finau	68	67	73	71	279	32,411
34T	Sean O'Hair	67	72	69	71	279	32,411
34T	Jason Bohn	68	72	70	69	279	32,411
34T	Johnson Wagner	70	67	70	72	279	32,411
34T	Chad Collins	69	71	70	69	279	32,411
34T	Shawn Stefani	70	68	66	75	279	32,411
34T	Blayne Barber	72	68	71	68	279	32,411
42T	Charley Hoffman	71	69	68	72	280	23,450
42T	Ricky Barnes	68	71	68	73	280	23,450
42T	Kevin Na	70	68	73	69	280	23,450
42T	Seung-Yul Noh	67	68	70	75	280	23,450
42T	Tyrone Van Aswegen	69	72	71	68	280	23,450
47T	Steve Stricker	72	68	70	71	281	17,001
47T	Bill Haas	67	70	74	70	281	17,001
47T	William McCrory	69	72	70	70	281	17,001
47T	Daniel Summerhays	72	68	68	73	281	17,001
47T	Jon Curran	72	69	68	72	281	17,001
47T	Nick Taylor	69	69	70	73	281	17,001
47T	Hudson Swafford	71	70	72	68	281	17,001
47T	Tim Wilkinson	71	68	77	65	281	17,001
55T	Adam Scott	72	69	71	70	282	15,008
55T	Steve Flesch	70	68	73	71	282	15,008
55T	Aaron Baddeley	71	70	69	72	282	15,008
55T	Vaughn Taylor	72	67	71	72	282	15,008
55T	Emiliano Grillo	69	69	71	73	282	15,008
55T	Jason Kokrak	69	70	68	75	282	15,008
55T	Jonas Blixt	67	69	75	71	282	15,008
62T	Cameron Tringale	70	71	79	73	283	14,338
62T	Derek Fathauer	69	72	69	73	283	14,338
62T	Mark Hubbard	69	72	72	70	283	14,338
65T	Roberto Castro	73	68	69	74	284	14,003
65T	Brett Stegmaier	69	71	70	74	284	14,003
67T	Colt Knost	68	70	75	72	285	13,668
67T	Scott Piercy	71	67	78	69	285	13,668
67T	Hiroshi Iwata	71	69	71	74	285	13,668
70	Robert Streb	70	71	69	76	286	13,400

DID NOT MAKE CUT

Kevin Chappell	(68 - 74) - 142	Keegan Bradley	(72 - 72) - 144
Kyle Stanley	(72 - 70) - 142	Will Wilcox	(75 - 69) - 144
Lucas Glover	(73 - 69) - 142	Carl Pettersson	(73 - 71) - 144
George McNeill	(72 - 70) - 142	Brendon de Jonge	(71 - 73) - 144
Jerry Kelly	(71 - 71) - 142	Franklin Corpening	(75 - 69) - 144
Martin Laird	(73 - 69) - 142	Bronson Burgoon	(72 - 72) - 144
Jason Gore	(73 - 69) - 142	John Senden	(72 - 73) - 145
Chez Reavie	(69 - 73) - 142	Kevin Streelman	(73 - 72) - 145
Si Woo Kim	(72 - 70) - 142	Scott Stallings	(74 - 71) - 145
Zac Blair	(69 - 73) - 142	Chesson Hadley	(73 - 72) - 145
Scott Langley	(70 - 72) - 142	Kramer Hickok	(74 - 71) - 145
Andrew Loupe	(73 - 69) - 142	Peter Malnati	(74 - 72) - 146
Greg Owen	(72 - 70) - 142	John Huh	(71 - 75) - 146
Matt Jones	(70 - 72) - 142	Patton Kizzire	(74 - 73) - 147
Boo Weekley	(73 - 70) - 143	Scott Brown	(76 - 71) - 147
Jim Furyk	(75 - 68) - 143	Brendon Todd	(74 - 73) - 147
J.J. Henry	(70 - 73) - 143	Stewart Cink	(72 - 75) - 147
Hunter Mahan	(69 - 74) - 143	Angel Cabrera	(73 - 75) - 148
Jeff Overton	(69 - 74) - 143	Smylie Kaufman	(73 - 75) - 148
Bryson DeChambeau	(70 - 73) - 143	Geoff Ogilvy	(72 - 77) - 149
Freddie Jacobson	(76 - 67) - 143	Jhonattan Vegas	(76 - 73) - 149
Steve Marino	(75 - 68) - 143	Ian Poulter	(73 - 77) - 150
Sung Kang	(71 - 72) - 143	Michael Kim	(77 - 74) - 151
Louis Oosthuizen	(73 - 71) - 144	Keith Clearwater	(77 - 76) - 153
Camilo Villegas	(73 - 71) - 144	Ken Duke	(78 - 76) - 154
		Fabian Gomez	(73) - wd

2016 CHAMPIONSHIP RACE

At 18		At 54		
1	Bryce Molder	64	1 JORDAN SPIETH	198
2T	Patrick Reed	65	2T Webb Simpson	199
2T	Webb Simpson	65	2T Ryan Palmer	199
2T	Anirban Lahiri	65	4T Martin Piller	200
5T	Jason Dufner	66	4T Kyle Reifers	200
5T	Ryan Palmer	66	4T Harris English	200
5T	Martin Piller	66	7 Jason Dufner	201
5T	Kyle Reifers	66	8 Chris Stroud	202
9T	JORDAN SPIETH	67	9T Matt Kuchar	203
	(tied with 8 others)		9T Patrick Reed	203
			9T Bryce Molder	203
			9T Anirban Lahiri	203
At 36				
1T	Webb Simpson	132		
1T	Martin Piller	132		
3T	JORDAN SPIETH	133		
3T	Ryan Palmer	133		
3T	Bryce Molder	133		
3T	Kyle Reifers	133		
7T	Patrick Reed	134		
7T	David Hearn	134		
At 72				
1	JORDAN SPIETH	263		
2	Harris English	266		
3T	Webb Simpson	267		
3T	Ryan Palmer	267		
5	Kyle Reifers	268		

HIGHLIGHTS



Jordan Spieth

While rain interrupted the championship for the second year in a row, it was nothing like the prior year, and the historic Colonial course presented in perfect condition. Texas favorite Jordan Spieth climbed within one shot of the lead after 36 holes, with a second round 66.

A Saturday 65 gave Spieth the outright lead, but plenty of quality chasers remained for him to fend off on Sunday.

Ryan Palmer grabbed an early lead with two opening birdies. Harris English then made four birdies in five holes to take over. But Spieth birdied holes 10 - 12 to retake the lead, and slammed the door with three closing birdies, the only Colonial champ to birdie the final three holes.

2014 COLONIAL RESULTS

May 22-25

Rank	Player	R1	R2	R3	R4	Total	Money
1	Adam Scott	71	68	66	66	271*	\$1,152,000
2	Jason Dufner	67	69	69	66	271*	691,200
3T	Freddie Jacobson	67	71	67	67	272	371,200
3T	Nicholas Thompson	69	68	69	66	272	371,200
5T	David Lingmerth	72	69	66	66	273	216,960
5T	Ryan Palmer	69	69	68	67	273	216,960
5T	John Senden	71	68	66	68	273	216,960
5T	Brendon Todd	69	69	67	68	273	216,960
5T	David Toms	72	66	65	70	273	216,960
10T	Kevin Chappell	68	73	63	70	274	153,600
10T	Hideki Matsuyama	69	70	64	71	274	153,600
10T	Michael Thompson	73	66	69	66	274	153,600
10T	Jimmy Walker	67	68	69	70	274	153,600
14T	Brian Davis	68	67	70	70	275	102,400
14T	Graham DeLaet	69	70	68	68	275	102,400
14T	Dustin Johnson	65	70	74	66	275	102,400
14T	Chris Kirk	73	64	67	71	275	102,400
14T	Jordan Spieth	67	69	70	69	275	102,400
14T	Chris Stroud	70	64	69	72	275	102,400
14T	Bo Van Pelt	67	68	70	70	275	102,400
21T	Bud Cauley	70	69	69	68	276	58,453
21T	David Hearn	67	69	74	66	276	58,453
21T	George McNeill	68	72	68	68	276	58,453
21T	Tim Clark	67	68	69	72	276	58,453
21T	Bill Haas	70	68	69	69	276	58,453
21T	Russell Knox	71	70	66	69	276	58,453
21T	Marc Leishman	69	68	67	72	276	58,453
21T	Ben Martin	70	68	69	69	276	58,453
21T	William McGirt	72	67	67	70	276	58,453
30T	Chad Campbell	69	66	68	74	277	37,200
30T	Brendon de Jonge	70	68	70	69	277	37,200
30T	Harris English	66	70	73	68	277	37,200
30T	Brice Garnett	67	66	74	70	277	37,200
30T	Brian Harman	69	67	68	73	277	37,200
30T	Billy Hurley III	71	67	70	69	277	37,200
30T	Martin Laird	70	69	69	69	277	37,200
30T	Heath Slocum	69	69	69	70	277	37,200
38T	Robert Allenby	68	70	68	72	278	26,240
38T	Jerry Kelly	70	71	69	68	278	26,240
38T	Danny Lee	71	69	68	70	278	26,240
38T	Louis Oosthuizen	72	68	67	71	278	26,240
38T	Michael Putnam	70	71	68	69	278	26,240
38T	Robert Streb	66	68	74	70	278	26,240
38T	Josh Teater	68	71	70	69	278	26,240
45T	Trevor Immelman	69	71	68	71	279	18,304
45T	Matt Jones	70	67	73	69	279	18,304
45T	Andrew Loupe	75	65	68	71	279	18,304
45T	Bryce Molder	70	70	67	72	279	18,304
45T	Jeff Overton	70	71	70	68	279	18,304
45T	Brandt Snedeker	70	66	73	70	279	18,304
51T	Jim Furyk	69	69	71	71	280	15,061
51T	Daniel Summerhays	69	71	73	67	280	15,061
51T	Aaron Baddeley	68	67	71	74	280	15,061
51T	Ken Duke	67	72	69	72	280	15,061
51T	Charley Hoffman	70	68	69	73	280	15,061
51T	Tim Wilkinson	66	71	69	74	280	15,061
57T	Brian Gay	71	69	72	69	281	14,336
57T	J.J. Henry	70	70	68	73	281	14,336
57T	Rustin Leonard	69	72	70	70	281	14,336
60T	Jicky Barnes	68	71	73	70	282	13,952
60T	Steve Flesch	71	70	69	72	282	13,952
60T	Hunter Mahan	66	71	70	75	282	13,952
63T	Jeff Curl	71	69	71	72	283	13,440
63T	Tim Herron	72	69	71	71	283	13,440
63T	Sean O'Hair	69	69	70	75	283	13,440
63T	John Rollins	69	72	69	73	283	13,440
63T	Cameron Tringale	70	70	67	76	283	13,440
68T	Scott Langley	71	70	74	69	284	12,992
68T	Kyle Stanley	73	68	73	70	284	12,992
70T	Jonathan Byrd	70	70	73	72	285	12,672
70T	Davis Love III	72	69	74	70	285	12,672
70T	Vijay Singh	68	73	69	75	285	12,672
73	Zach Johnson	70	71	69	76	286	12,416
74	Briny Baird	71	70	72	74	287	12,288
75	Boo Weekley	71	69	74	74	288	12,160


DID NOT MAKE CUT

Corey Pavin	(70-72)-142	Lucas Glover	(73-71)-144
Angel Cabrera	(71-71)-142	John Huh	(71-73)-144
Matt Kuchar	(72-70)-142	Carl Pettersson	(72-73)-145
Paul Casey	(70-72)-142	Mark Wilson	(69-76)-145
Ryo Ishikawa	(72-70)-142	Franklin Coppening	(74-71)-145
Kevin Stadler	(74-68)-142	Wes Roach	(67-78)-145
Scott Stallings	(74-68)-142	James Hahn	(70-75)-145
Woody Austin	(72-70)-142	Jim Renner	(72-73)-145
Kevin Na	(71-71)-142	Richard H. Lee	(70-75)-145
Derek Ernst	(71-71)-142	Greg Chalmers	(76-70)-146
Rod Pampling	(70-72)-142	Kevin Tway	(75-71)-146
Brian Stuard	(71-71)-142	Chris Williams	(75-71)-146
Rory Sabbatini	(69-74)-143	Andrew Svoboda	(73-73)-146
Geoff Ogilvy	(69-74)-143	Seung-Yul Noh	(72-74)-146
Camilo Villegas	(72-71)-143	Matt Every	(72-75)-147
Steven Bowditch	(72-71)-143	Chad Collins	(73-74)-147
Scott Brown	(74-69)-143	John Merrick	(74-74)-148
Spencer Levin	(72-71)-143	Roberto Castro	(73-76)-149
Luke Guthrie	(74-69)-143	Y.E. Yang	(76-74)-150
Kevin Kisner	(75-68)-143	Julien Brun	(78-73)-151
Olin Browne	(71-73)-144	Chrisson Hadley	(77-76)-153
Nick Watney	(74-70)-144	Rickie Fowler	(80-75)-155
Pat Perez	(71-73)-144	Keith Clearwater	(79-78)-157
Justin Hicks	(72-72)-144		

2014 CHAMPIONSHIP RACE

At 18		At 54			
1	Dustin Johnson	65	1T David Toms	203	
2T	Hunter Mahan	66	1T Hideki Matsuyama	203	
2T	Harris English	66	1T Chad Campbell	203	
2T	Robert Streb	66	1T Chris Stroud	203	
2T	Tim Wilkinson	66	5T Jimmy Walker	204	
6T	(10 players tied)	67	5T Tim Clark	204	
16T	(eight players tied)	68	5T Chris Kirk	204	
24T	(18 players tied)	69	5T Kevin Chappell	204	
42T	(22 players tied)	70	5T Marc Leishman	204	
64T	ADAM SCOTT	71	5T Brian Harman	204	
	(tied with 17 others)		11T ADAM SCOTT	205	
			(tied with six others)		
At 36		At 72			
1	Brice Garnett	133	1	ADAM SCOTT	271
2T	Chris Stroud	134	2	Jason Dufner	271
2T	Robert Streb	134	3T	Freddie Jacobson	272
4T	(seven players tied)	135	3T	Nicholas Thompson	272
11T	(six players tied)	136	5T	David Toms	273
17T	(six players tied)	137	5T	Ryan Palmer	273
23T	(13 players tied)	138	5T	John Senden	273
36T	ADAM SCOTT	139	5T	Brendon Todd	273
	(tied with 10 others)		5T	David Lingmerth	273

HIGHLIGHTS



Adam Scott

Adam Scott came to town carrying the world's #1 ranking for the first time in his career. After starting the event four over par through nine holes, he battled up the standings into a tie for 11th place after the third round. He then matched Saturday's 66 with another one on Sunday, which earned him a playoff with Jason Dufner.

Matching pars on the first playoff hole (#18) led to dramatic birdies on the second playoff hole (#17). Playing the 18th hole again, Scott stuck his approach shot close, and drained his second straight birdie putt for the victory.

The win gave Scott a "Texas Slam," now a winner of all four Texas PGA Tour events, and he became the fourth Australian to win the Colonial championship.

*In sudden death, Scott won with birdie on third extra hole (#18).
Name in italics indicates amateur.

2013 COLONIAL RESULTS

May 23-26

Rank	Player	R1	R2	R3	R4	Total	Money
1	Boo Weekley	67	67	66	66	266	\$1,152,000
2	Matt Kuchar	65	65	68	68	267	691,200
3	Zach Johnson	69	65	68	66	268	435,200
4T	Scott Stallings	69	65	69	66	269	264,533
4T	Matt Every	65	69	66	69	269	264,533
4T	John Rollins	63	71	67	68	269	264,533
7T	Tim Clark	67	69	65	69	270	192,800
7T	Jordan Spieth	65	67	71	67	270	192,800
7T	Josh Teater	65	67	71	67	270	192,800
7T	Chris Stroud	67	66	67	70	270	192,800
11T	John Huh	66	68	72	65	271	147,200
11T	Jonas Blixt	67	68	67	69	271	147,200
11T	Chez Reavie	70	64	70	67	271	147,200
14T	Ryan Palmer	62	72	71	67	272	112,000
14T	Franklin Corpening	68	70	72	62	272	112,000
14T	Martin Flores	66	70	65	71	272	112,000
14T	Bud Cauley	67	69	66	70	272	112,000
18T	Charley Hoffman	66	70	67	70	273	86,400
18T	Ted Potter Jr.	70	66	68	69	273	86,400
18T	David Lingmerth	72	64	72	65	273	86,400
18T	Jason Kokrak	66	71	68	68	273	86,400
22T	Steve Flesch	68	64	69	73	274	64,000
22T	Brendon de Jonge	66	70	68	70	274	64,000
22T	Graham DeLaet	64	67	69	74	274	64,000
22T	Brian Stuard	67	70	69	68	274	64,000
26T	Hunter Mahan	69	68	68	70	275	47,360
26T	Camilo Villegas	70	68	69	68	275	47,360
26T	John Merrick	68	70	71	66	275	47,360
26T	Scott Piercy	69	69	70	67	275	47,360
26T	John Peterson	64	71	71	69	275	47,360
31T	Jim Furyk	69	66	70	71	276	38,800
31T	Angel Cabrera	70	67	70	69	276	38,800
31T	Bo Van Pelt	70	68	67	71	276	38,800
31T	Ken Duke	66	68	73	69	276	38,800
35T	Henrik Stenson	68	70	72	67	277	30,217
35T	Carl Pettersson	66	69	73	69	277	30,217
35T	Fredric Jacobson	66	67	69	75	277	30,217
35T	Chris Kirk	67	66	70	74	277	30,217
35T	Brandt Jobe	68	68	75	66	277	30,217
35T	Daniel Summerhays	65	73	67	72	277	30,217
35T	Richard H. Lee	70	68	69	70	277	30,217
42T	J.J. Henry	68	68	67	75	278	23,040
42T	Brian Davis	67	68	70	73	278	23,040
42T	Bob Estes	67	68	71	72	278	23,040
42T	Shawn Stefani	69	70	68	71	278	23,040
46T	David Frost	69	70	71	69	279	16,864
46T	Stuart Appleby	69	68	75	67	279	16,864
46T	Jason Dufner	67	71	71	70	279	16,864
46T	Marc Leishman	66	68	72	73	279	16,864
46T	Derek Ernst	66	69	73	71	279	16,864
46T	Michael Thompson	67	72	69	71	279	16,864
46T	Patrick Reed	70	69	67	73	279	16,864
46T	Roberto Castro	67	68	73	71	279	16,864
54T	Rickie Fowler	69	69	70	72	280	14,400
54T	Tommy Gainey	65	72	67	76	280	14,400
54T	Martin Laird	70	69	72	69	280	14,400
54T	D.J. Trahan	67	70	73	70	280	14,400
54T	Cameron Tringale	70	69	72	69	280	14,400
54T	Kevin Chappell	69	70	69	72	280	14,400
54T	Dicky Pride	69	70	70	71	280	14,400
54T	Kyle Reifers	68	69	69	74	280	14,400
62T	Justin Hicks	71	64	75	71	281	13,696
62T	Seung-Yul Noh	69	69	69	74	281	13,696
62T	Ben Kohles	67	67	71	76	281	13,696
65T	Tim Herron	71	67	72	72	282	13,248
66T	Bryce Molder	67	70	69	76	282	13,248
66T	Greg Chalmers	67	72	70	73	282	13,248
66T	Luke Guthrie	71	68	69	74	282	13,248
69	Morgan Hoffmann	64	73	73	73	283	12,928
70T	Robert Karlsson	69	68	73	74	284	12,672
70T	Vaughn Taylor	71	68	71	74	284	12,672
70T	Ryo Ishikawa	69	69	74	72	284	12,672
73T	Charlie Wi	69	66	73	77	285	12,288
73T	Erik Compton	68	71	72	74	285	12,288
73T	Henrik Norlander	69	70	75	71	285	12,288
76T	Bobby Gates	69	70	70	77	286	11,968
76T	Sang-Moon Bae	69	70	70	77	286	11,968

DID NOT MAKE CUT

Corey Pavin	(71-69)-140	Davis Love III	(76-68)-144
Tom Lehman	(72-68)-140	Sean O'Hair	(72-72)-144
Rory Sabbatini	(68-72)-140	Stewart Cink	(74-70)-144
Charl Schwartzel	(70-70)-140	Kyle Stanley	(74-70)-144
Chad Campbell	(69-71)-140	Harris English	(71-73)-144
Kevin Streelman	(70-70)-140	Troy Matteson	(72-72)-144
Ben Crane	(72-68)-140	Scott Langley	(71-73)-144
Johnson Wagner	(71-69)-140	William McGirt	(73-72)-145
Charles Beljan	(71-69)-140	Nicholas Thompson	(69-76)-145
Doug LaBelle II	(70-70)-140	Luke List	(70-75)-145
James Hahn	(70-70)-140	Lee Williams	(74-71)-145
Steven Fox	(71-69)-140	Aaron Watkins	(71-74)-145
Justin Leonard	(71-70)-141	Tag Ridings	(73-73)-146
Ricky Barnes	(68-73)-141	Aaron Baddeley	(74-73)-147
Justin Bolli	(74-67)-141	Ryan Moore	(78-69)-147
Robert Allenby	(70-71)-141	Colt Knost	(73-74)-147
David Toms	(76-66)-142	Y.E. Yang	(72-76)-148
Vijay Singh	(74-68)-142	Tom Gillis	(72-76)-148
Jonathan Byrd	(69-73)-142	Brendan Steele	(77-72)-149
David Hearn	(64-78)-142	Kevin Stadler	(74-76)-150
Greg Owen	(71-71)-142	Steven Bowditch	(82-70)-152
Matt Jones	(69-73)-142	Scott Gardiner	(75-79)-154
Steve LeBrun	(76-66)-142	Keith Clearwater	(75-80)-155
Darron Stiles	(73-69)-142	Jeff Overton	(67-69)-dq
Scott Brown	(70-72)-142	John Daly	72 - wd
John Senden	(73-70)-143	Brian Gay	72 - wd
Trevor Immelman	(73-70)-143	Patrick Cantlay	72 - wd
Casey Wittenberg	(70-73)-143	D.H. Lee	76 - wd
Fabian Gomez	(74-69)-143	Pat Perez	wd
Robert Streb	(71-72)-143		

Name in italics indicates amateur.

2013 CHAMPIONSHIP RACE

At 18		At 54			
1	Ryan Palmer	62	1	Matt Kuchar	199
2	John Rollins	63	2T	BOO WEEKLEY	200
3T	(four players tied)	64	2T	Matt Every	200
7T	(six players tied)	65	2T	Graham DeLaet	200
13T	(10 players tied)	66	2T	Chris Stroud	200
23T	BOO WEEKLEY	67	6T	Steve Flesch	201
(tied with 16 others)					
At 36					
1	Matt Kuchar	130	6T	Tim Clark	201
2	Graham DeLaet	131	6T	John Rollins	201
3T	(three players tied)	132	6T	Martin Flores	201
6T	(three players tied)	133	1	BOO WEEKLEY	266
9T	BOO WEEKLEY	134	2	Matt Kuchar	267
(tied with 10 others)					
3	Zach Johnson	268			

HIGHLIGHTS



Boo Weekley

Boo Weekley never led the tournament until Sunday, as he battled it out the last two days with Matt Kuchar. But he was steady from the beginning, never shooting worse than three-under par any of the four days. Kuchar had won a WGC event early in the year, and would proceed to win the following week at Memorial. Weekley's final round 66 edged Kuchar by a shot however, to claim his third PGA Tour victory.

Weekley seized the lead on the front nine Sunday with an opening 33. Kuchar played the front nine in even par, and could not muster the back nine birdies to catch him.

Two local products were named Champions' Choice picks - Jordan Spieth and Franklin Corpening, and they both promptly finished in the top 15 to earn automatic invitations back in 2014.

2012 COLONIAL RESULTS

May 24-27

Rank	Player	R1	R2	R3	R4	Total	Money
1	Zach Johnson	64	67	65	72	268	\$1,152,000
2	Jason Dufner	65	64	66	74	269	691,200
3	Tommy Gainey	66	67	73	67	273	435,200
4	Jim Furyk	69	69	68	68	274	307,200
5T	Rickie Fowler	68	68	70	69	275	216,960
5T	Ryan Palmer	68	67	70	70	275	216,960
5T	Harris English	65	70	73	67	275	216,960
5T	Chris Kirk	71	69	70	65	275	216,960
5T	John Huh	70	66	69	70	275	216,960
10T	Ben Crane	70	71	68	68	277	160,000
10T	Jonathan Byrd	72	68	67	70	277	160,000
10T	Jonas Blixt	73	67	66	71	277	160,000
13T	Sergio Garcia	66	73	71	68	278	113,067
13T	Kevin Na	70	71	71	66	278	113,067
13T	Charley Hoffman	69	70	69	70	278	113,067
13T	Chris Stroud	69	73	67	69	278	113,067
13T	David Hearn	71	72	65	70	278	113,067
13T	Kyle Reifers	65	72	72	69	279	113,067
19T	Geoff Ogilvy	70	70	70	69	279	72,229
19T	Louis Oosthuizen	71	67	68	73	279	72,229
19T	Trevor Immelman	70	71	69	69	279	72,229
19T	Tim Clark	70	69	71	69	279	72,229
19T	Bo Van Pelt	69	64	71	75	279	72,229
19T	Robert Castro	67	74	68	70	279	72,229
19T	Tom Gillis	65	69	69	76	279	72,229
26T	Matt Kuchar	72	69	67	72	280	47,360
26T	Ryan Moore	72	66	70	68	280	47,360
26T	Carl Pettersson	70	69	71	70	280	47,360
26T	Martin Flores	68	73	70	69	280	47,360
26T	Ken Duke	68	75	66	71	280	47,360
31T	Corey Pavin	71	70	67	73	281	37,120
31T	Y.E. Yang	73	69	66	73	281	37,120
31T	Bryce Molder	72	64	75	70	281	37,120
31T	Boo Weekley	72	71	68	70	281	37,120
31T	Greg Owen	69	68	71	73	281	37,120
31T	Seung-Yul Noh	70	69	71	70	281	37,120
37T	Hunter Mahan	69	71	68	74	282	29,440
37T	John Senden	69	71	72	70	282	29,440
37T	J.J. Killeen	72	70	69	71	282	29,440
37T	Sung Kang	70	69	69	74	282	29,440
41T	Chad Campbell	71	71	69	72	283	23,040
41T	John Daly	70	69	70	74	283	23,040
41T	Charlie Wi	68	69	75	71	283	23,040
41T	Brandt Jobe	67	75	70	71	283	23,040
41T	Brendon de Jonge	67	74	68	74	283	23,040
41T	Kevin Chappell	70	67	70	76	283	23,040
47T	Rory Sabbatini	71	71	71	71	284	16,240
47T	Vijay Singh	70	69	70	75	284	16,240
47T	Chris DiMarco	66	74	73	71	284	16,240
47T	John Mallinger	71	72	70	71	284	16,240
47T	Will Claxton	72	69	71	72	284	16,240
47T	Greg Chalmers	70	69	72	73	284	16,240
47T	Michael Thompson	69	71	71	73	284	16,240
47T	Blake Adams	69	72	70	73	284	16,240
55T	Bill Haas	72	71	70	72	285	14,656
55T	David Mathis	71	67	71	76	285	14,656
57T	Jerry Kelly	72	70	69	75	286	14,144
57T	Jason Bohn	70	70	71	75	286	14,144
57T	Kris Blanks	73	69	73	71	286	14,144
57T	Josh Teater	70	71	72	73	286	14,144
57T	Marc Leishman	72	68	74	72	286	14,144
57T	Kelly Kraft	71	71	64	80	286	14,144
63T	Pat Perez	69	74	70	74	287	13,568
63T	Aaron Baddeley	71	70	73	73	287	13,568
63T	William McGirt	70	71	73	73	287	13,568
66T	Mark Wilson	71	71	72	74	288	13,120
66T	Andres Romero	66	71	78	73	288	13,120
66T	Bobby Gates	71	67	72	78	288	13,120
66T	Miguel Angel Carballo	75	68	70	75	288	13,120
70T	George McNeill	72	69	72	76	289	12,736
70T	Gary Christian	70	73	72	74	289	12,736
72	Nick Watney	71	71	72	76	290	12,544
73T	Gary Woodland	70	70	76	-	216	12,224
73T	Hunter Haas	71	72	73	-	216	12,224
73T	Edward Loar	72	71	73	-	216	12,224
73T	Brendon Todd	70	71	75	-	216	12,224
77	Sang Moon Bae	70	70	77	-	217	11,904

Rank	Player	R1	R2	R3	R4	Total	Money
78	Heath Slocum	70	73	75	-	218	\$11,776
79	Justin Leonard	69	73	77	-	219	11,648

DID NOT MAKE CUT

Jeff Overton	(71-73)	-144	Kevin Stadler	(74-72)	-146
Jeff Maggert	(72-72)	-144	Brian Gay	(74-72)	-146
J.J. Henry	(71-73)	-144	Cameron Tringale	(75-71)	-146
Vaughn Taylor	(74-70)	-144	Michael Bradley	(75-71)	-146
Spencer Levin	(72-72)	-144	James Driscoll	(72-74)	-146
Ryo Ishikawa	(74-70)	-144	Mark Anderson	(75-72)	-147
John Rollins	(72-72)	-144	Fulton Allem	(73-74)	-147
Graham DeLaet	(72-72)	-144	Chez Reavie	(73-74)	-147
Bud Cauley	(71-73)	-144	Scott Stallings	(72-75)	-147
Daivid Toms	(74-71)	-145	Matt Every	(73-74)	-147
Tim Herron	(72-73)	-145	Steve Flesch	(73-75)	-148
Rod Pampling	(73-72)	-145	Henrik Stenson	(72-76)	-148
Ricky Barnes	(74-71)	-145	Billy Hurley III	(71-77)	-148
Bob Estes	(72-73)	-145	Brian Harman	(76-72)	-148
Daniel Summerhays	(67-78)	-145	Dicky Pride	(76-73)	-149
Davis Love III	(75-71)	-146	Lucas Glover	(74-76)	-150
Billy Mayfair	(72-74)	-146	Colt Knost	(74-76)	-150
Johnson Wagner	(76-70)	-146	Erik Compton	(72-78)	-150
Kevin Streelman	(73-73)	-146	Robert Allenby	(75-79)	-154
D.J. Trahan	(70-76)	-146	Peter Uihlein	(74-80)	-154
Kyle Stanley	(72-74)	-146	Keith Clearwater	(78-81)	-159
Harrison Frazer	(72-74)	-146	Brian Davis	76	-wd

2012 CHAMPIONSHIP RACE

At 18		At 54			
1	ZACH JOHNSON	64	1	Jason Dufner	195
2T	Jason Dufner	65	2	ZACH JOHNSON	196
2T	Harris English	65	3	Tom Gillis	203
2T	Tom Gillis	65	4	Bo Van Pelt	204
2T	Kyle Reifers	65	5T	Ryan Palmer	205
			5T	John Huh	205
At 36		At 72			
1	Jason Dufner	129	1	ZACH JOHNSON	268
2	ZACH JOHNSON	131	2	Jason Dufner	269
3T	Bo Van Pelt	133	3	Tommy Gainey	273
3T	Tommy Gainey	133	4	Jim Furyk	274
3T	Tom Gillis	133			

HIGHLIGHTS



Zach Johnson

Zach Johnson, the 2010 Colonial winner, hit the ground running in 2012. He seized the lead with a 6-under 64. Following that up with rounds of 67-65, he found himself in a two-man race with young lion Jason Dufner. Leading Johnson by one shot at the 54-hole mark, Dufner was the hottest player on Tour, having won twice in the previous four weeks.

The exciting duel continued back and forth on Sunday, until it appeared that Dufner just ran out of gas late on the back nine. A triple bogey on 15 sealed his second-place fate. That gave Johnson a three-stroke lead on the final hole, which he needed every bit of, it turned out. When he forgot to replace a moved ballmark before his final putt, a two-stroke penalty dropped his lead and victory to only one shot. Nonetheless, Johnson became Colonial's 12th multiple champion. It was also his fourth consecutive top 10 finish at Colonial, a mark not achieved since Tom Watson did it in 1977-80.

2011 COLONIAL RESULTS

May 19-22

Rank	Player	R1	R2	R3	R4	Total	Money
1	David Toms	62	62	74	67	265	\$1,116,000
2	Charlie Wi	64	67	66	69	266	669,600
3	Bo Van Pelt	68	69	68	65	270	421,600
4	Zach Johnson	68	69	69	65	271	297,600
5T	Robert Karlsson	69	68	68	67	272	235,600
5T	Chez Reavie	62	71	71	68	272	235,600
7	Kevin Stadler	69	68	69	67	273	207,700
8T	Bill Haas	67	67	71	69	274	186,000
8T	John Senden	65	66	70	73	274	186,000
10T	Hunter Mahan	67	69	69	70	275	137,433
10T	Paul Goydos	70	65	67	73	275	137,433
10T	Martin Laird	69	70	66	70	275	137,433
10T	Rod Pamplung	65	69	71	70	275	137,433
10T	Kevin Streelman	72	67	68	68	275	137,433
10T	Kris Blanks	69	68	70	68	275	137,433
16T	Rickie Fowler	63	69	73	71	276	67,787
16T	Sergio Garcia	66	73	67	70	276	67,787
16T	Stewart Cink	64	71	72	69	276	67,787
16T	Matt Kuchar	71	67	67	71	276	67,787
16T	Rory Sabbatini	68	64	71	73	276	67,787
16T	Sean O'Hair	71	68	69	68	276	67,787
16T	Brandt Snedeker	69	67	70	70	276	67,787
16T	Stuart Appleby	71	64	67	74	276	67,787
16T	D.J. Trahan	67	71	65	73	276	67,787
16T	Steve Marino	66	70	69	71	276	67,787
16T	Josh Teater	68	70	68	70	276	67,787
16T	Blake Adams	72	66	70	68	276	67,787
16T	Chris Kirk	67	72	69	68	276	67,787
16T	Arjun Atwal	69	67	68	72	276	67,787
16T	Steven Bowditch	67	64	72	73	276	67,787
31T	Jim Furyk	67	69	72	69	277	33,687
31T	Ryan Palmer	69	69	66	73	277	33,687
31T	Jason Day	71	68	70	68	277	33,687
31T	Mark Wilson	65	66	71	75	277	33,687
31T	Brian Gay	64	71	68	74	277	33,687
31T	Fredrik Jacobson	70	68	69	70	277	33,687
31T	Alex Cejka	69	69	66	73	277	33,687
31T	Greg Chalmers	71	66	73	67	277	33,687
31T	William McGirt	69	67	69	72	277	33,687
40T	Lucas Glover	71	64	72	71	278	24,800
40T	Tim Petrovic	67	69	74	68	278	24,800
40T	Kevin Na	69	65	70	74	278	24,800
40T	John Mallinger	67	71	67	73	278	24,800
44T	Steve Flesch	69	70	70	70	279	17,918
44T	Henrik Stenson	66	71	72	70	279	17,918
44T	Michael Bradley	69	69	72	69	279	17,918
44T	Nathan Green	64	73	70	72	279	17,918
44T	Bill Lunde	70	69	72	68	279	17,918
44T	Dean Wilson	69	70	67	73	279	17,918
44T	Marc Leishman	66	68	69	76	279	17,918
44T	David Hearn	68	70	71	71	279	17,918
52T	Tim Herron	69	66	74	71	280	14,632
52T	Spencer Levin	66	71	70	73	280	14,632
52T	Kyle Stanley	70	69	70	71	280	14,632
55	Boo Weekley	66	70	74	71	281	14,260
56T	Anthony Kim	67	70	73	72	282	13,826
56T	Brandt Jobe	70	68	75	69	282	13,826
56T	Chris DiMarco	69	67	73	73	282	13,826
56T	Matt Bettencourt	70	69	73	70	282	13,826
56T	Jimmy Walker	72	67	71	72	282	13,826
56T	Brendon de Jonge	64	72	72	74	282	13,826
62T	Pat Perez	71	68	73	71	283	13,268
62T	Joe Ogilvie	70	69	75	69	283	13,268
62T	Kent Jones	66	68	71	78	283	13,268
65T	Adam Scott	66	70	74	74	284	12,896
65T	Jeff Overton	67	68	75	74	284	12,896
65T	Cameron Tringale	72	67	76	69	284	12,896
68	Michael Sim	72	67	76	72	287	12,648
69	Michael Connell	70	69	72	78	289	12,524
70	David Mathis	70	68	78	74	290	12,400

DID NOT MAKE CUT

Billy Mayfair	(71-69)-140	Brian Davis	(70-72)-142
Angel Cabrera	(72-68)-140	Cameron Beckman	(68-74)-142
Bryce Molder	(72-68)-140	Justin Leonard	(74-69)-143
John Rollins	(69-71)-140	Olin Browne	(71-72)-143
Rocco Mediate	(71-69)-140	Vijay Singh	(70-73)-143
Tommy Gainey	(66-74)-140	Chad Campbell	(71-72)-143
Mark Brooks	(69-71)-140	Nick Taylor	(72-71)-143
Heath Slocum	(72-68)-140	Colt Knost	(72-71)-143
Kevn Chappell	(67-73)-140	Jason Dufner	(68-76)-144
Ryujii Imada	(71-69)-140	Marc Turnesa	(73-71)-144
Kenny Perry	(69-72)-141	Keith Clearwater	(70-74)-144
Tom Lehman	(69-72)-141	John Merrick	(76-68)-144
David Duval	(71-70)-141	J. J. Henry	(72-73)-145
David Frost	(70-71)-141	Stephen Ames	(71-74)-145
Nick O'Hern	(73-68)-141	Corey Pavin	(75-71)-146
Davis Love III	(70-71)-141	Jerry Kelly	(72-74)-146
John Daly	(70-71)-141	Richard S. Johnson	(73-73)-146
Zack Miller	(71-70)-141	Vaughn Taylor	(73-74)-147
Tag Ridings	(71-70)-141	Roland Thatcher	(72-75)-147
Bobby Gates	(71-70)-141	Alex Prugh	(74-73)-147
Ricky Barnes	(72-70)-142	Jarrold Lyle	(76-71)-147
Ben Curtis	(74-68)-142	George McNeill	(73-74)-147
Jason Bohn	(73-69)-142	Trevor Immelman	(76-72)-148
Andres Romero	(72-70)-142	Mike Weir	(72-77)-149
Matt Jones	(70-72)-142	Scott Stallings	(76-73)-149
Brendan Steele	(69-73)-142	Ben Crane	(75-75)-150
Hunter Haas	(70-72)-142	Fulton Allem	(77-75)-152
Derek Lamely	(71-71)-142	Daniel Summerhays	(72-81)-153

2011 CHAMPIONSHIP RACE

At 18		At 54	
1T DAVID TOMS	62	1 Charlie Wi	197
1T Chez Reavie	62	2 DAVID TOMS	198
3 Rickie Fowler	63	3 John Senden	201
4T Charlie Wi	64	4T Stuart Appleby	202
(tied with four others)		4T Paul Goydos	202
At 36		4T Mark Wilson	202
1 DAVID TOMS	124	At 72	
2T Charlie Wi	131	1 DAVID TOMS	265
2T Mark Wilson	131	2 Charlie Wi	266
2T John Senden	131	3 Bo Van Pelt	270
2T Stephen Bowditch	131	4 Zach Johnson	271
6T Rickie Fowler	132	5T Chez Reavie	272
6T Rory Sabbatini	132	5T Robert Karlsson	272

HIGHLIGHTS



David Toms

David Toms came to town in 2011 fresh off a heart-breaking playoff loss at the Players Championship. Showing no mental scars, he took Colonial by storm with a 62-62 opening that set a tournament 36-hole scoring record.

His stellar play in the first two rounds also opened up a record-tying 7-stroke lead, though he promptly lost all of it on Saturday. Strong play on Sunday kept him in contention, and an eagle from the fairway at #11 helped propel him to a one-shot win, in what he termed, "probably the most satisfying victory I've ever had."

2010 COLONIAL RESULTS

May 27-30

Rank	Player	R1	R2	R3	R4	Total	Money
1	Zach Johnson	65	66	64	64	259	\$1,116,000
2	Brian Davis	64	65	65	68	262	669,600
3T	Ben Crane	68	64	64	67	263	359,600
3T	Jeff Overton	63	67	66	67	263	359,600
5T	Scott Verplank	67	66	66	65	264	235,600
5T	Bryce Molder	65	62	67	70	264	235,600
7T	Corey Pavin	67	64	67	67	265	199,950
7T	Ricky Barnes	66	66	67	66	265	199,950
9	Boo Weekley	67	63	67	69	266	179,800
10T	Bo Van Pelt	67	66	65	69	267	155,000
10T	Pat Perez	69	68	63	67	267	155,000
10T	Martin Laird	69	67	66	65	267	155,000
13T	Geoff Ogilvy	70	67	67	64	268	99,889
13T	David Toms	68	67	68	65	268	99,889
13T	Paul Casey	66	70	66	66	268	99,889
13T	K.J. Choi	67	67	66	68	268	99,889
13T	Jason Bohn	63	65	68	72	268	99,889
13T	Bill Haas	65	68	64	71	268	99,889
13T	John Mallinger	65	66	69	68	268	99,889
13T	Kris Blanks	65	64	68	71	268	99,889
13T	Matt Jones	69	66	64	69	268	99,889
22T	Kenny Perry	68	64	67	70	269	59,520
22T	Stewart Cink	69	68	66	66	269	59,520
22T	Carl Pettersson	65	66	70	68	269	59,520
22T	Kevin Na	67	68	65	69	269	59,520
22T	Cameron Beckman	67	68	68	66	269	59,520
27T	Henrik Stenson	67	68	69	66	270	43,090
27T	Nick Watney	68	66	67	69	270	43,090
27T	Michael Sim	69	67	67	67	270	43,090
27T	Kyle Stanley	68	66	66	70	270	43,090
27T	John Merrick	66	66	66	72	270	43,090
27T	Blake Adams	63	70	68	69	270	43,090
33T	Vijay Singh	67	70	67	67	271	33,480
33T	Mike Weir	68	68	68	67	271	33,480
33T	Brian Gay	68	69	68	66	271	33,480
33T	Tim Petrovic	68	68	70	65	271	33,480
33T	Graham DeLaet	68	68	68	67	271	33,480
38T	Steve Stricker	68	67	67	70	272	26,040
38T	Lee Janzen	70	66	63	73	272	26,040
38T	Rickie Fowler	70	67	64	71	272	26,040
38T	Kevin Sutherland	71	67	68	66	272	26,040
38T	Fredrik Jacobson	68	69	67	68	272	26,040
38T	Tom Gillis	69	69	68	66	272	26,040
44T	Lucas Glover	72	65	70	66	273	18,745
44T	J.J. Henry	70	67	69	67	273	18,745
44T	Spencer Levin	65	69	69	70	273	18,745
44T	Chad Collins	70	66	69	68	273	18,745
44T	Derek Lamely	67	66	72	68	273	18,745
44T	Greg Chalmers	70	65	70	68	273	18,745
50T	Angel Cabrera	68	68	66	72	274	14,839
50T	Ben Curtis	70	67	69	68	274	14,839
50T	Heath Slocum	69	69	69	67	274	14,839
50T	Jason Day	66	71	68	69	274	14,839
50T	Michael Bradley	67	69	69	69	274	14,839
50T	Aron Price	65	68	71	70	274	14,839
56T	Tim Clark	67	70	68	70	275	14,012
56T	John Senden	69	67	71	66	275	14,012
56T	Matt Kuchar	69	69	71	66	275	14,012
59T	Stephen Ames	68	70	66	72	276	13,392
59T	Paul Goydos	69	65	68	74	276	13,392
59T	Jerry Kelly	67	70	63	76	276	13,392
59T	Brandt Snedeker	71	66	69	70	276	13,392
59T	James Nitties	68	66	72	70	276	13,392
59T	Brendon de Jonge	69	66	70	71	276	13,392
59T	Jerod Turner	69	68	73	66	276	13,392
66	John Daly	66	69	75	67	277	12,896
67T	Nathan Green	65	70	71	72	278	12,710
67T	Alex Prugh	71	65	69	73	278	12,710
69T	Rory Sabbatini	67	70	71	70	279	12,462
69T	Billy Mayfair	69	69	70	71	279	12,462
71T	Justin Rose	67	70	73	70	280	12,152
71T	Brett Quigley	71	66	72	71	280	12,152
71T	J.P. Hayes	67	70	67	76	280	12,152
74	Kevin Stadler	69	68	70	74	281	11,904
75	Charlie Wi	68	69	69	77	283	11,780
76	Ian Poulter	69	69	73	76	287	11,656

DID NOT MAKE CUT

Jim Furyk	(72-67)-139	Kevin Streelman	(72-69)-141
Justin Leonard	(67-72)-139	D.J. Trahan	(69-72)-141
Tim Herron	(67-72)-139	Yuta Ikeda	(72-69)-141
Ryan Palmer	(72-67)-139	Josh Teater	(75-66)-141
Trevor Immelman	(71-68)-139	Byeong-Hun An	(71-70)-141
Webb Simpson	(70-69)-139	Chris Couch	(71-71)-142
Mark Brooks	(71-68)-139	Jeev Milkha Singh	(73-69)-142
Jonathan Byrd	(68-71)-139	Mark Wilson	(70-72)-142
Hunter Mahan	(73-67)-140	Tom Pernice Jr.	(71-71)-142
Sean O'Hair	(70-70)-140	Scott Piercy	(71-71)-142
Chad Campbell	(70-70)-140	D.A. Points	(72-70)-142
Woody Austin	(67-73)-140	Martin Flores	(72-70)-142
Stuart Appleby	(72-68)-140	George McNeill	(68-75)-143
Shaun Micheal	(70-70)-140	Phil Mickelson	(71-73)-144
Steve Marino	(68-72)-140	Steve Flesch	(73-71)-144
Michael Connell	(68-72)-140	Michael Baird	(70-74)-144
Chris Stroud	(71-69)-140	Davis Love III	(71-73)-144
Rodampling	(70-70)-140	Matt Weibring	(73-71)-144
Ryuji Imada	(69-71)-140	Andres Romero	(75-69)-144
Y.E. Yang	(73-68)-141	Rhyn Rollins	(75-70)-145
David Duval	(68-73)-141	Jeff Maggert	72 - wd
Ryan Moore	(72-69)-141	Chris Tidland	72 - wd
Steve Elkington	(71-70)-141		

2010 CHAMPIONSHIP RACE

At 18		At 54	
1T Jason Bohn	63	1T Brian Davis	194
1T Blake Adams	63	1T Bryce Molder	194
1T Jeff Overton	63	3 ZACH JOHNSON	195
4 Brian Davis	64	4T Jason Bohn	196
5T ZACH JOHNSON	65	4T Ben Crane	196
(tied with eight others)		4T Jeff Overton	196
At 36		At 72	
1 Bryce Molder	127	1 ZACH JOHNSON	259
2 Jason Bohn	128	2 Brian Davis	262
3T Brian Davis	129	3T Ben Crane	263
3T Kris Blanks	129	3T Jeff Overton	263
5T Boo Weekley	130	5T Scott Verplank	264
5T Jeff Overton	130	5T Bryce Molder	264
7T ZACH JOHNSON	131		
(tied with three others)			

HIGHLIGHTS



Zach Johnson

A great field of players featured all reigning Majors champions and most of the world's top-ranked golfers. Ideal scoring conditions with no wind for all four days guaranteed a birdie-fest with numerous scoring records. The pros set new marks for most birdies and sub-par rounds, which led to the lowest cut in the event's 64-year history: 2-under par.

On Sunday, either up-and-comer Bryce Molder or Brian Davis held a slight lead most of the day. However, veteran Zach Johnson closed in with a hot putter and birdies on four of the last seven holes to overtake the lead and claim the title. No one in the field beat his final round 64. In fact, Johnson's 64-64 finish for the final two rounds matched the mark set by former Colonial champion Keith Clearwater, when he did it on a 36-hole Sunday finish for his 1987 win.

2008 COLONIAL RESULTS

May 22-25

Rank	Player	R1	R2	R3	R4	Total	Money
1	Phil Mickelson	65	68	65	68	266	\$1,098,000
2T	Tim Clark	68	69	64	66	267	536,800
2T	Rod Pamplng	69	67	63	68	267	536,800
4	Stephen Ames	68	67	64	70	269	292,800
5	Ben Crane	68	68	67	67	270	244,000
6	Pat Perez	72	68	67	65	272	219,600
7T	Geoff Ogilvie	72	64	69	68	273	196,725
7T	Jeff Quinney	71	68	66	68	273	196,725
9	Matt Kuchar	70	64	71	69	274	176,900
10T	Mark Wilson	70	67	68	70	275	140,300
10T	Paul Goydos	68	71	66	70	275	140,300
10T	Brian Gay	69	65	69	72	275	140,300
10T	Steve Marino	68	70	71	66	275	140,300
10T	Tommy Armour III	71	66	68	70	275	140,300
15T	Corey Pavin	67	69	69	71	276	80,409
15T	Mike Weir	71	69	66	70	276	80,409
15T	Chris DiMarco	72	69	65	70	276	80,409
15T	Ian Poulter	68	70	69	69	276	80,409
15T	Jerry Kelly	68	71	66	71	276	80,409
15T	Briny Baird	68	70	67	71	276	80,409
15T	Lucas Glover	70	70	65	71	276	80,409
15T	Charlie Wi	71	70	67	68	276	80,409
15T	Ryan Palmer	70	70	69	67	276	80,409
15T	Brett Quigley	70	69	67	70	276	80,409
15T	Kevin Sutherland	67	68	68	73	276	80,409
26T	David Toms	72	69	66	70	277	43,310
26T	Nathan Green	71	68	71	67	277	43,310
26T	Dean Wilson	72	69	66	70	277	43,310
26T	Alex Cejka	67	72	67	71	277	43,310
26T	Sean O'Hair	72	70	66	69	277	43,310
26T	Bart Bryant	72	65	69	71	277	43,310
26T	Heath Slocum	74	68	67	68	277	43,310
33T	Justin Leonard	70	72	69	67	278	31,546
33T	Nick O'Hern	70	70	72	66	278	31,546
33T	Ben Curtis	69	71	67	71	278	31,546
33T	Richard Johnson	67	69	72	70	278	31,546
33T	Carl Pettersson	72	69	70	67	278	31,546
33T	Mark Brooks	67	68	70	73	278	31,546
33T	George McNeill	69	71	68	70	278	31,546
40T	Anthony Kim	69	72	70	68	279	23,180
40T	Joe Ogilvie	72	70	67	70	279	23,180
40T	Daniel Chopra	73	68	67	71	279	23,180
40T	Jose Coceres	68	69	69	73	279	23,180
40T	Kevin Stadler	71	70	68	70	279	23,180
40T	Glen Day	66	74	69	70	279	23,180
46T	Kenny Perry	70	69	71	70	280	16,592
46T	Johnson Wagner	63	71	73	73	280	16,592
46T	Steve Elkington	73	67	72	68	280	16,592
46T	Brian Bateman	70	65	70	75	280	16,592
46T	Jon Mills	72	69	69	70	280	16,592
46T	Mathew Goggin	67	73	69	71	280	16,592
52T	Tim Herron	73	67	68	73	281	14,082
52T	Billy Mayfair	71	69	69	72	281	14,082
52T	Ryan Moore	71	68	71	71	281	14,082
52T	Brett Wetterich	65	76	72	68	281	14,082
52T	Nicholas Thompson	71	69	69	72	281	14,082
52T	Jason Bohn	73	67	70	71	281	14,082
52T	Vaughn Taylor	67	68	70	76	281	14,082
59T	Arron Oberholser	70	71	71	70	282	13,298
59T	Kevin Na	70	71	70	71	282	13,298
59T	Brian Davis	68	72	70	72	282	13,298
59T	John Merrick	70	70	70	72	282	13,298
59T	Parker McLachlin	70	70	70	72	282	13,298
64T	Steve Lowery	68	67	73	75	283	12,688
64T	Chez Reavie	73	68	72	70	283	12,688
64T	Tag Ridings	69	68	72	74	283	12,688
64T	James Driscoll	69	70	69	75	283	12,688
64T	Robert Garrigus	70	69	67	77	283	12,688
69	Olin Browne	74	68	71	71	284	12,322
70T	Rocco Mediate	73	68	70	74	285	12,139
70T	Bo Van Pelt	72	70	71	72	285	12,139
72	Patrick Watson	69	73	69	75	286	11,956
73	Bubba Sheehan	70	72	67	78	287	11,834
74T	Rich Beem	73	68	73	-	214	11,468
74T	Charley Hoffman	72	69	73	-	214	11,468
74T	Fulton Allem	72	69	73	-	214	11,468
74T	Dustin Johnson	73	69	72	-	214	11,468

Rank	Player	R1	R2	R3	R4	Total	Money
74T	Chris Kirk	72	70	72	-	214	11,468
79	Steve Flesch	72	70	74	-	215	11,102

DID NOT MAKE CUT

Scott Verplank	(69 - 74) - 143	Michael Letzig	(72 - 73) - 145
Jason Gore	(70 - 73) - 143	Chad Campbell	(76 - 70) - 146
David Frost	(72 - 71) - 143	Nick Flanagan	(69 - 77) - 146
Ted Purdy	(73 - 70) - 143	John Mallinger	(73 - 73) - 146
Jesper Parnevik	(71 - 72) - 143	Tim Petrovic	(71 - 75) - 146
John Rollins	(73 - 70) - 143	Frank Lickliter II	(73 - 73) - 146
K. J. Choi	(73 - 70) - 143	Brandt Jobe	(70 - 76) - 146
Mark Hensby	(73 - 70) - 143	Y.E. Yang	(72 - 74) - 146
Fredrik Jacobson	(71 - 72) - 143	Doug LaBelle II	(73 - 73) - 146
Bill Haas	(71 - 72) - 143	Steve Stricker	(74 - 73) - 147
Dudley Hart	(67 - 76) - 143	Hunter Mahan	(75 - 72) - 147
Rory Sabbatini	(71 - 73) - 144	Joe Durant	(74 - 73) - 147
J.J. Henry	(72 - 72) - 144	Marco Dawson	(72 - 75) - 147
D. J. Trahan	(71 - 73) - 144	Robert Gamez	(74 - 73) - 147
Jason Day	(77 - 67) - 144	Roland Thatcher	(76 - 71) - 147
Ken Duke	(70 - 74) - 144	Jamie Lovemark	(76 - 71) - 147
Todd Hamilton	(71 - 73) - 144	Billy Andrade	(76 - 72) - 148
Greg Kraft	(70 - 74) - 144	Matt Jones	(72 - 76) - 148
Cliff Kresge	(70 - 74) - 144	Lee Janzen	(80 - 70) - 150
Tom Lehman	(73 - 72) - 145	Harrison Frazar	(79 - 71) - 150
Jim Furyk	(71 - 74) - 145	Keith Clearwater	(76 - 75) - 151
John Senden	(72 - 73) - 145	Tom Pernice Jr.	(77 - 74) - 151
Colt Knost	(71 - 74) - 145	Shane Bertsch	(77 - 74) - 151

2008 CHAMPIONSHIP RACE

At 18		At 54	
1 Johnson Wagner	63	1 PHIL MICKELSON	198
2T PHIL MICKELSON	65	2T Rod Pamplng	199
2T Brett Wetterich	65	2T Stephen Ames	199
4 Glen Day	66	4 Tim Clark	201
5T (8 players tied)	67	5T Ben Crane	202
At 36		5T Kevin Sutherland	202
1 PHIL MICKELSON	133	5T Brian Gay	202
2T Johnson Wagner	134	At 72	
2T Matt Kuchar	134	1 PHIL MICKELSON	266
2T Brian Gay	134	2T Tim Clark	267
5T (6 players tied)	135	2T Rod Pamplng	267
		4 Stephen Ames	269
		5 Ben Crane	270

HIGHLIGHTS



Phil Mickelson

Sunny skies and warm temperatures bathed the players all four days, and five of the world's top 10 players convened among the PGA Tour's best. 2000 champion Phil Mickelson raced to the top of the leaderboard after two rounds, but the field bunched behind him, and he found himself in a dogfight the final day. Australian Rod Pamplng, a local resident, seized the lead in the last round, but South African Tim Clark posted a 13-under score in the clubhouse first.

Tied with both of them on the 18th tee, Mickelson drove his ball in the left rough, amongst several trees. He then executed one of the event's most memorable shots ever, going for broke instead of pitching out safely. His wedge shot from 141 yards avoided the trees and amazingly landed on the green, just nine feet from the hole. His birdie putt secured the victory, only the fourth time in the tournament's history that the champion has birdied the 72nd hole for a one-shot win. Mickelson birdied the hole all four days.

Name in italics indicates amateur.

2007 COLONIAL RESULTS

May 24-27

Rank	Player	R1	R2	R3	R4	Total	Money
1	Rory Sabbatini	70	67	62	67	266*	\$1,080,000
2T	Jim Furyk	65	66	68	67	266*	528,000
2T	Bernhard Langer	65	68	66	67	266*	528,000
4	Pat Perez	66	67	69	66	268	288,000
5T	Tom Lehman	66	67	68	68	269	228,000
5T	Nathan Green	65	66	72	66	269	228,000
7T	Harrison Frazer	68	67	69	66	270	174,600
7T	Scott Verplank	70	66	63	71	270	174,600
7T	Jerry Kelly	70	64	69	67	270	174,600
7T	Kevin Na	63	69	70	68	270	174,600
7T	D.J. Trahan	67	67	69	67	270	174,600
12T	Rod Pampling	67	69	70	65	271	114,000
12T	Tim Clark	65	64	74	68	271	114,000
12T	Tim Petrovic	70	68	67	66	271	114,000
12T	Nick O'Hern	70	66	68	67	271	114,000
12T	Jeff Maggert	64	69	68	70	271	114,000
12T	Mark Hensby	69	67	68	67	271	114,000
18T	Justin Leonard	69	70	66	67	272	75,600
18T	David Toms	70	68	68	66	272	75,600
18T	Stewart Cink	67	69	66	70	272	75,600
18T	Anthony Kim	63	69	73	67	272	75,600
18T	Peter Lonard	65	69	67	71	272	75,600
18T	Jason Bohn	68	66	70	68	272	75,600
24T	K.J. Choi	67	70	69	67	273	49,800
24T	John Rollins	69	68	67	69	273	49,800
24T	Steve Stricker	67	71	68	67	273	49,800
24T	Eric Axley	68	67	69	69	273	49,800
24T	Stephen Marino	69	68	71	65	273	49,800
29T	Ben Curtis	64	67	74	69	274	37,329
29T	Arron Oberholser	64	66	73	71	274	37,329
29T	Ryan Moore	71	66	66	71	274	37,329
29T	Lucas Glover	67	68	68	71	274	37,329
29T	Cliff Kresge	69	67	70	68	274	37,329
29T	Dean Wilson	68	67	71	68	274	37,329
29T	Brandt Snedeker	66	70	67	71	274	37,329
36T	Chad Campbell	67	68	68	72	275	25,230
36T	Jeff Quinney	65	72	68	70	275	25,230
36T	Mark Brooks	67	71	70	67	275	25,230
36T	Matt Kuchar	68	70	70	67	275	25,230
36T	Ted Purdy	64	71	72	68	275	25,230
36T	Alex Cejka	67	65	72	71	275	25,230
36T	Frank Lickliter II	65	71	69	70	275	25,230
36T	Stephen Leaney	68	68	70	69	275	25,230
36T	Michael Putnam	69	65	70	71	275	25,230
36T	Doug LaBelle II	67	70	69	69	275	25,230
46T	Tim Herron	67	68	70	71	276	16,320
46T	Bob Tway	73	64	70	69	276	16,320
46T	Billy Mayfair	71	67	71	67	276	16,320
46T	Bo Van Pelt	68	71	67	70	276	16,320
46T	Joe Durant	67	72	68	69	276	16,320
46T	Heath Slocum	70	65	72	69	276	16,320
52T	J.J. Henry	68	67	72	70	277	13,920
52T	Stephen Ames	69	67	70	71	277	13,920
52T	Brett Wetterich	66	69	71	71	277	13,920
52T	Steve Elkington	67	69	71	70	277	13,920
52T	Carl Petterson	74	65	70	68	277	13,920
52T	Will MacKenzie	67	71	70	69	277	13,920
58T	Davis Love III	69	68	72	69	278	13,320
58T	Mathew Goggin	70	69	70	69	278	13,320
58T	Charles Warren	69	68	69	72	278	13,320
61T	Steve Flesch	70	69	69	72	280	12,960
61T	Mark Wilson	68	71	70	71	280	12,960
61T	Tommy Armour III	71	68	71	70	280	12,960
64T	Rocco Mediate	70	68	70	75	283	12,420
64T	Ryan Armour	67	72	74	70	283	12,420
64T	Duffy Waldorf	70	69	72	72	283	12,420
64T	Brett Quigley	67	72	70	74	283	12,420
64T	Richard S. Johnson	70	68	76	69	283	12,420
64T	Matt Every	69	66	75	73	283	12,420
70	Ryan Palmer	70	69	73	73	285	12,000

DID NOT MAKE CUT

Olin Browne	(69 - 71) - 140	Jason Dufner	(73 - 69) - 142
Trevor Immelman	(69 - 71) - 140	Kirk Triplett	(69 - 73) - 142
Steve Lowery	(71 - 69) - 140	Bob Estes	(70 - 72) - 142
Paul Goydos	(72 - 68) - 140	Daniel Chopra	(72 - 70) - 142
Ken Duke	(71 - 69) - 140	Fredrik Jacobson	(73 - 70) - 143
Hunter Mahan	(69 - 71) - 140	Boo Weekley	(73 - 70) - 143
Nick Watney	(71 - 69) - 140	Brian Gay	(72 - 71) - 143
Greg Owen	(66 - 74) - 140	Robert Garrigus	(72 - 71) - 143
Craig Kanada	(72 - 68) - 140	Bart Bryant	(74 - 70) - 144
John Merrick	(76 - 74) - 140	Fred Funk	(73 - 71) - 144
Jonathan Byrd	(69 - 71) - 140	Tom Pernice Jr.	(73 - 71) - 144
Woody Austin	(72 - 68) - 140	David Frost	(71 - 74) - 145
Chris Couch	(67 - 73) - 140	Andrew Buckle	(72 - 73) - 145
J. B. Holmes	(72 - 69) - 141	Kyle Reifers	(71 - 75) - 146
John Senden	(68 - 73) - 141	Jeff Sluman	(71 - 76) - 147
Richie Ramsay	(69 - 72) - 141	Fulton Allem	(76 - 71) - 147
Johnson Wagner	(69 - 72) - 141	Keith Clearwater	(75 - 73) - 148
Tripp Isenhour	(73 - 68) - 141	Shigeki Maruyama	73-wd
Jason Gore	(71 - 71) - 142	Todd Hamilton	74-wd
Kenny Perry	(70 - 72) - 142	Rich Beem	74-wd
Corey Pavin	(70 - 72) - 142	Brad Faxon	78-wd
Joey Sindelar	(69 - 73) - 142	Rod Curl	86-wd

2007 CHAMPIONSHIP RACE

At 18		At 54	
1T Anthony Kim	63	1T RORY SABBATINI	199
1T Kevin Na	63	1T Jim Furyk	199
3T Ben Curtis	64	1T Bernhard Langer	199
3T Arron Oberholser	64	1T Scott Verplank	199
3T Ted Purdy	64	5T Tom Lehman	201
3T Jeff Maggert	64	5T Peter Lonard	201
7T (7 players tied)	65	5T Jeff Maggert	201
14T (5 players tied)	66		
64T RORY SABBATINI	70		
(tied with 15 others)			
At 36		At 72	
1 Tim Clark	129	1 RORY SABBATINI	266
2 Arron Oberholser	130	2T Jim Furyk	266
3T Jim Furyk	131	2T Bernhard Langer	266
3T Ben Curtis	131	4 Pat Perez	278
3T Nathan Green	131	5T Tom Lehman	269
6T Anthony Kim	132	5T Nathan Green	269
6T Kevin Na	132	7T Harrison Frazer	270
6T Alex Cejka	132	7T Scott Verplank	270
40T RORY SABBATINI	137	7T Jerry Kelly	270
(tied with 9 others)		7T D.J. Trahan	270
		7T Kevin Na	270

HIGHLIGHTS



Rory Sabbatini

Fighting unprecedented weather conditions, the field slogged through four days of incessant rain. But an incredible finish provided a rainbow of sentiment on the week, as three top players battled it out in the tournament's first three-man playoff.

A third round 62 by Rory Sabbatini thrust him into contention, and he was joined at the top on Sunday by major winners Jim Furyk and Hall of Famer Bernhard Langer at 14 under par. On the first hole of sudden-death (#18), Sabbatini dropped his 15-foot birdie putt after Furyk missed, and then Langer could not match it.

Having started the third round eight shots off the lead, no champion in the tournament's 62-year history had come from that far back to win. The 31-year-old transplanted South African became the first 'hometown champion' for Colonial since Ben Hogan.

*In sudden death, Sabbatini won with a birdie on the first extra hole (#18).

Name in italics indicates amateur.

2006 COLONIAL RESULTS

May 18-21

Rank	Player	R1	R2	R3	R4	Total	Money
1	Tim Herron	67	65	68	68	268*	\$1,080,000
2	Richard S. Johnson	68	65	68	67	268*	648,000
3	Rod Pampling	67	63	70	70	270	408,000
4T	Stephen Ames	65	66	77	63	271	209,571
4T	Ben Crane	71	65	71	64	271	209,571
4T	Brett Quigley	68	70	67	66	271	209,571
4T	Aron Oberholser	65	68	71	67	271	209,571
4T	Stewart Cink	64	67	72	68	271	209,571
4T	Peter Lonard	66	66	69	70	271	209,571
4T	Nathan Green	67	67	67	70	271	209,571
11	Corey Pavin	71	67	68	66	272	150,000
12T	Brian Gay	67	67	73	66	273	117,600
12T	Jerry Kelly	69	68	67	69	273	117,600
12T	Dean Wilson	67	65	71	70	273	117,600
12T	Nick O'Hern	66	69	68	70	273	117,600
12T	Bo Van Pelt	67	68	67	71	273	117,600
17T	K.J. Choi	70	69	72	63	274	75,900
17T	Jim Furyk	66	67	73	68	274	75,900
17T	Davis Love III	70	69	67	68	274	75,900
17T	Chris Riley	68	71	66	69	274	75,900
17T	Woody Austin	72	65	67	70	274	75,900
17T	Robert Allenby	71	67	66	70	274	75,900
17T	Vaughn Taylor	70	67	67	70	274	75,900
17T	Fredrik Jacobson	71	62	70	71	274	75,900
25T	Fred Couples	70	68	70	67	275	46,800
25T	Shigeaki Maruyama	69	68	70	68	275	46,800
25T	David Duval	70	68	69	68	275	46,800
25T	Ted Purdy	70	71	66	68	275	46,800
25T	Steve Flesch	69	68	67	71	275	46,800
30T	Brad Faxon	71	68	69	68	276	35,657
30T	Bob Tway	69	70	69	68	276	35,657
30T	Shane Bertsch	70	69	67	70	276	35,657
30T	Chad Campbell	67	68	69	72	276	35,657
30T	Zach Johnson	65	69	70	72	276	35,657
30T	David Toms	68	66	70	72	276	35,657
30T	Charley Hoffman	65	66	71	74	276	35,657
37T	Joe Ogilvie	71	70	68	68	277	28,200
37T	Wes Short, Jr.	70	68	70	69	277	28,200
37T	Kenny Perry	66	70	70	71	277	28,200
40T	Mike Weir	66	73	72	67	278	23,400
40T	Billy Mayfair	72	69	70	67	278	23,400
40T	Steve Lowery	70	70	69	69	278	23,400
40T	Daniel Chopra	70	64	72	72	278	23,400
40T	Henrik Bjornstad	69	64	69	76	278	23,400
45T	Duffy Waldorf	72	69	72	66	279	15,818
45T	Dudley Hart	71	70	71	67	279	15,818
45T	J.L. Lewis	69	69	73	68	279	15,818
45T	Robert Gamez	67	71	73	68	279	15,818
45T	Camilo Villegas	68	69	73	69	279	15,818
45T	Scott McCarron	70	70	70	69	279	15,818
45T	Rich Beem	69	70	70	70	279	15,818
45T	Justin Rose	68	69	71	71	279	15,818
45T	John Senden	69	70	69	71	279	15,818
45T	Brian Bateman	72	68	67	72	279	15,818
45T	Fred Funk	67	70	69	73	279	15,818
56T	David Frost	73	67	73	67	280	13,260
56T	Ryan Palmer	66	71	75	68	280	13,260
56T	Jason Bohn	72	68	72	68	280	13,260
56T	Justin Leonard	72	67	71	70	280	13,260
56T	Olin Browne	70	69	71	70	280	13,260
56T	Ben Curtis	68	68	73	71	280	13,260
56T	Bob Estes	69	68	71	72	280	13,260
56T	Jonathan Kaye	70	69	68	73	280	13,260
64	Rory Sabbatini	72	69	70	70	281	12,720
65T	Ryan Moore	71	71	72	70	283	12,480
65T	Tom Lehman	72	67	73	71	283	12,480
65T	Brandt Jobe	71	68	73	71	283	12,480
68T	J.J. Henry	70	70	73	71	284	12,120
68T	Joy Sindelar	70	71	69	74	284	12,120
68T	Harrison Frazar	69	70	69	76	284	12,120
71T	Ben Crenshaw	73	67	74	71	285	11,760
71T	Hunter Mahan	69	72	72	72	285	11,760
71T	Tim Petrovic	70	71	71	73	285	11,760
74	Mathias Gronberg	67	71	73	75	286	11,520
75	Jerry Smith	71	66	73	78	288	11,400
76	James Driscoll	69	68	77	76	290	11,280
77	Bill Haas	66	75	73	78	292	11,160

DID NOT MAKE CUT

Bubba Watson	(65 - 77) - 142	Scott Hend	(72 - 74) - 146
Carl Pettersson	(72 - 70) - 142	Chris DiMarco	(73 - 73) - 146
Joe Durant	(72 - 70) - 142	Aaron Baddeley	(73 - 73) - 146
Tom Pernice Jr.	(73 - 69) - 142	John Rollins	(69 - 77) - 146
Steve Jones	(71 - 71) - 142	Brett Wetterich	(73 - 74) - 147
Shaun Micheal	(71 - 71) - 142	Troy Matteson	(75 - 72) - 147
Lucas Glover	(69 - 74) - 143	Lee Janzen	(75 - 73) - 148
Paul Azinger	(74 - 69) - 143	Jeff Brehaut	(71 - 77) - 148
Jeff Sluman	(73 - 70) - 143	Thomas Levet	(70 - 78) - 148
Rocco Mediate	(73 - 70) - 143	Craig Perks	(76 - 74) - 150
Mark Hensby	(69 - 74) - 143	Kirk Triplett	(74 - 77) - 151
Charles Warren	(71 - 72) - 143	Chris Couch	(71 - 80) - 151
John Engler Jr.	(72 - 71) - 143	Edoardo Molinari	(77 - 74) - 151
Mark O'Meara	(76 - 68) - 144	Keith Clearwater	(81 - 75) - 156
Arjun Atwal	(73 - 71) - 144	Jason Gore	(66-wd)
Heath Slocum	(73 - 71) - 144	David Branshaw	(69-wd)
Bernhard Langer	(74 - 71) - 145	Ryuji Imada	(77-wd)
Todd Hamilton	(77 - 68) - 145	Fulton Adams	(wd)
Mark Brooks	(70 - 75) - 145		

2006 CHAMPIONSHIP RACE

At 18

1	Stewart Cink	64
2T	Aron Oberholser	65
2T	Stephen Ames	65
2T	Bubba Watson	65
2T	Zach Johnson	65
2T	Charley Hoffman	65
7T	(8 players tied)	66
15T	TIM HERRON	67

At 36

1	Rod Pampling	130
2T	Stephen Ames	131
2T	Stewart Cink	131
2T	Charley Hoffman	131
5T	TIM HERRON	132
5T	Peter Lonard	132
5T	Dean Wilson	132

At 54

1T	TIM HERRON	200
1T	Rod Pampling	200
3T	Peter Lonard	201
3T	Richard S. Johnson	201
3T	Nathan Green	201
6T	Charley Hoffman	202
6T	Bo Van Pelt	202
6T	Henrik Bjornstad	202

At 72

1	TIM HERRON	268
2	Richard S. Johnson	268
3	Rod Pampling	269
4T	Stephen Ames	270
4T	Stewart Cink	270
4T	Aron Oberholser	270
4T	Peter Lonard	270
4T	Brett Quigley	270
4T	Ben Crane	270

HIGHLIGHTS



Tim Herron

After having a runaway winner the year before, a sudden-death playoff provided an exciting and fitting end to the 60th anniversary tournament. Veterans and young players battled atop the daily leaderboard. Calm conditions Thursday led to a birdie barrage, and then winds kept players honest the rest of the way. Two-time champion Ben Crenshaw topped off the anniversary celebration by making the cut in his 33rd Colonial appearance. Rod Pampling charged to the lead for a couple of days before Tim Herron and Richard S. Johnson found themselves tied at the

end of 72 holes, one shot ahead of third-place Pampling. Seven years removed from his last victory, Herron birdied the second playoff hole (#17) with a 10-foot birdie putt to claim his fourth career PGA TOUR victory. It was the tournament's first playoff in 12 years, dating back to Nick Price's win in 1994.

**In sudden death, Herron beat Johnson with birdie on second extra hole (#17).*

Name in italics indicates amateur.

2005 COLONIAL RESULTS

May 19-22

Rank	Player	R1	R2	R3	R4	Total	Money
1	Kenny Perry	65	63	64	69	261	\$1,008,000
2	Billy Mayfair	67	66	66	69	268	604,800
3T	David Toms	69	66	68	66	269	291,200
3T	Joe Durant	71	63	69	66	269	291,200
3T	PeterLonard	69	66	65	69	269	291,200
6T	Bernhard Langer	68	69	66	67	270	163,600
6T	Aaron Baddeley	69	66	67	68	270	163,600
6T	Scott Hend	68	67	68	67	270	163,600
6T	Brandt Jobe	65	69	67	69	270	163,600
6T	Rod Pampling	66	67	68	69	270	163,600
6T	Tim Petrovic	71	69	66	64	270	163,600
6T	Rory Sabbatini	67	69	68	66	270	163,600
13T	Ted Purdy	66	65	71	69	271	108,266
13T	Justin Rose	68	68	71	64	271	108,266
13T	Steve Stricker	68	65	66	72	271	108,266
16	Fredrik Jacobsson	68	69	65	70	272	95,200
17T	Ben Crane	69	66	70	68	273	81,200
17T	Kevin Na	65	71	71	66	273	81,200
17T	Kirk Triplett	66	66	72	69	273	81,200
17T	Bo Van Pelt	70	67	68	68	273	81,200
21T	K.J. Choi	69	66	70	69	274	58,240
21T	Tim Clark	71	64	69	70	274	58,240
21T	Arron Oberholser	68	67	70	69	274	58,240
21T	Tom Purtzer	71	70	69	64	274	58,240
21T	Bob Tway	67	69	69	69	274	58,240
26T	Phil Mickelson	71	69	68	67	275	40,600
26T	Jim Furyk	69	68	67	71	275	40,600
26T	Corey Pavin	70	66	68	71	275	40,600
26T	Stuart Appleby	68	69	71	67	275	40,600
26T	Zach Johnson	71	68	70	66	275	40,600
26T	Justin Leonard	67	69	69	70	275	40,600
32T	Shigeaki Maruyama	69	70	69	68	276	30,987
32T	Loren Roberts	68	67	73	68	276	30,987
32T	Heath Slocum	68	72	69	67	276	30,987
32T	Scott Verplank	71	69	68	68	276	30,987
32T	Jeff Maggert	73	66	67	70	276	30,987
32T	Jeff Sluman	68	70	68	70	276	30,987
38T	Stephen Ames	73	68	68	68	277	23,520
38T	Arjun Atwal	70	65	69	73	277	23,520
38T	Brian Bateman	64	72	74	67	277	23,520
38T	Geoff Ogilvie	71	67	64	75	277	23,520
38T	John Senden	70	68	66	73	277	23,520
38T	D.J. Trahan	64	67	71	75	277	23,520
44T	Tom Lehman	72	68	70	68	278	16,528
44T	Harrison Frazer	66	70	70	72	278	16,528
44T	Hunter Haas	73	67	67	71	278	16,528
44T	Steve Jones	69	68	71	70	278	16,528
44T	Stephen Leaney	66	69	71	72	278	16,528
44T	Hunter Mahan	72	67	70	69	278	16,528
44T	Pat Perez	71	67	69	71	278	16,528
51T	Mark Brooks	71	67	71	70	279	13,179
51T	Jonathan Byrd	67	71	73	68	279	13,179
51T	Joe Ogilvie	71	68	74	66	279	13,179
51T	Jesper Parnevik	69	72	71	67	279	13,179
51T	Jason Allred	69	72	67	71	279	13,179
51T	Skip Kendall	67	70	72	70	279	13,179
57T	Bart Bryant	70	71	67	72	280	12,432
57T	Daniel Chopra	73	67	71	69	280	12,432
57T	Stewart Cink	72	67	69	72	280	12,432
57T	Brian Gay	71	70	70	69	280	12,432
57T	Hank Kuehne	71	70	71	68	280	12,432
62T	Bob Estes	71	68	71	71	281	11,984
62T	Jonathan Kaye	73	67	72	69	281	11,984
62T	Kevin Sutherland	70	69	70	72	281	11,984
65T	Briny Baird	69	65	75	73	282	11,704
65T	Craig Perks	73	67	72	70	282	11,704
67T	Fred Funk	71	69	73	70	283	11,480
67T	Andrew Magee	70	71	66	76	283	11,480
69T	Robert Gamez	71	70	71	72	284	11,256
69T	Ryan Palmer	70	70	72	72	284	11,256
71T	Frank Lickliter II	70	70	73	72	285	11,032
71T	Patrick Sheehan	62	72	75	76	285	11,032

DID NOT MAKE CUT

Fulton Allem	(71 - 71) - 142	Jay Williamson	(68 - 75) - 143
Tommy Armour III	(69 - 73) - 142	Woody Austin	(75 - 69) - 144
Tom Byrum	(72 - 70) - 142	Rich Beem	(74 - 70) - 144
Chris DiMarco	(71 - 71) - 142	Alex Cejka	(68 - 76) - 144
Steve Elkington	(72 - 70) - 142	Keith Clearwater	(71 - 73) - 144
Sergio Garcia	(69 - 73) - 142	J.J. Henry	(72 - 72) - 144
Lucas Glover	(71 - 71) - 142	Casey Wittenberg	(75 - 69) - 144
Mathias Gronberg	(69 - 73) - 142	Chad Campbell	(70 - 75) - 145
Davis Love III	(71 - 71) - 142	Todd Hamilton	(74 - 71) - 145
Joey Sindelar	(71 - 71) - 142	D.A. Points	(73 - 72) - 145
Hal Sutton	(69 - 73) - 142	Andre Stolz	(73 - 73) - 146
Nick Watney	(74 - 68) - 142	Shaun Micheel	(77 - 70) - 147
Olin Browne	(72 - 71) - 143	Kevin Stadler	(77 - 70) - 147
Glen Day	(78 - 65) - 143	Mike Weir	(73 - 74) - 147
Tim Herron	(72 - 71) - 143	Steve Flesch	(79 - 71) - 150
Peter Jacobsen	(73 - 70) - 143	Rocco Mediate	(76 - 74) - 150
J.L. Lewis	(71 - 72) - 143	Joey Snyder III	(76 - 75) - 151
Carl Pettersson	(72 - 71) - 143	David Frost	(78 - 82) - 160
Brett Quigley	(75 - 68) - 143	Rod Curl	(82 - 79) - 161
Duffy Waldorf	(73 - 70) - 143	Vaughn Taylor	72-wd
Charles Warren	(72 - 71) - 143	Dudley Hart	74-wd

2005 CHAMPIONSHIP RACE

At 18		At 54		
1	Patrick Sheehan	62	1 KENNY PERRY	192
2T	Brian Bateman	64	2T Billy Mayfair	199
2T	D.J. Trahan	64	2T Steve Stricker	199
4T	KENNY PERRY	65	4 PeterLonard	200
4T	Brandt Jobe	65	5T Brandt Jobe	201
4T	Kevin Na	65	5T Rod Pampling	201
At 36		At 72		
1	KENNY PERRY	128	1 KENNY PERRY	261
2T	D.J. Trahan	131	2 Billy Mayfair	268
2T	Ted Purdy	131	3T David Toms	269
4	Kirk Triplett	132	3T Joe Durant	269
5T	Billy Mayfair	135	3T PeterLonard	269
5T	Steve Stricker	135		
5T	Rod Pampling	135		

HIGHLIGHTS



Kenny Perry

The wind laid down for the second time in three years at Colonial, so the birdies came in buckets. The biggest bucket belonged to 2003 champion Kenny Perry, a Kentuckian who is not one to look a gift horse in the mouth.

Record hot temperatures baked the crowd while Perry dusted the field. Over four rounds he carded only one bogey, and then one double-bogey on the 71st hole after the tournament was well in hand. That last mistake cost him a new 72-hole scoring record, dropping him into a tie with his own record of 19-under he set in 2003.

Nonetheless, Perry established new 36-hole and 54-hole scoring records of 12- and 18-under respectively. He became the ninth two-time champion at Colonial, and the 10th multiple-winner in 59 years.

2004 COLONIAL RESULTS

May 20-23

Rank	Player	R1	R2	R3	R4	Total	Money
1	Steve Flesch	66	69	67	67	269	\$954,000
2	Chad Campbell	70	71	61	68	270	572,400
3	Stephen Ames	70	69	68	64	271	360,400
4	Craig Perks	64	71	70	68	273	254,400
5T	Skip Kendall	68	71	68	67	274	186,162
5T	Robert Gamez	71	64	71	68	274	186,162
5T	Bo Van Pelt	68	69	72	65	274	186,162
5T	Tim Petrovic	66	71	69	68	274	186,162
9T	Jeff Maggert	66	69	73	67	275	143,100
9T	Mark Brooks	71	68	67	69	275	143,100
9T	John Senden	66	74	70	65	275	143,100
12T	Kenny Perry	67	71	70	68	276	116,600
12T	Loren Roberts	68	70	71	67	276	116,600
14T	Justin Leonard	70	64	72	71	277	72,433
14T	Stewart Cink	66	70	71	70	277	72,433
14T	Lee Janzen	70	66	71	70	277	72,433
14T	Jesper Parnevik	65	72	68	72	277	72,433
14T	Kirk Triplett	69	69	71	68	277	72,433
14T	Chris Riley	67	71	69	70	277	72,433
14T	Zach Johnson	71	65	68	73	277	72,433
14T	Brian Gay	70	67	65	75	277	72,433
14T	Tom Byrum	68	69	71	69	277	72,433
14T	Tim Clark	68	70	69	70	277	72,433
14T	Joe Ogilvie	71	70	68	68	277	72,433
14T	Brian Bateman	69	69	68	71	277	72,433
26	Fred Funk	70	72	65	71	278	42,400
27T	Bob Tway	70	69	68	72	279	38,425
27T	J.L. Lewis	68	66	75	70	279	38,425
27T	Peter Lonard	71	71	67	70	279	38,425
27T	Stephen Leaney	70	68	71	70	279	38,425
31T	Corey Pavin	70	70	72	68	280	32,536
31T	Dennis Paulson	67	70	71	72	280	32,536
31T	Rory Sabbatini	72	69	67	72	280	32,536
31T	Glen Day	72	71	67	70	280	32,536
35T	Phil Mickelson	71	66	70	74	281	25,572
35T	Sergio Garcia	72	67	73	69	281	25,572
35T	Davis Love III	74	67	72	68	281	25,572
35T	Scott Verplank	72	68	67	74	281	25,572
35T	Joe Durant	70	73	69	69	281	25,572
35T	Brett Quigley	70	68	68	75	281	25,572
41T	Hal Sutton	71	67	73	71	282	20,670
41T	Joey Sindelar	71	69	72	70	282	20,670
41T	Dudley Hart	67	70	75	66	282	20,670
44T	David Toms	72	70	68	73	283	16,024
44T	Chris DiMarco	69	71	72	71	283	16,024
44T	Todd Hamilton	72	71	70	70	283	16,024
44T	Rod Pampling	72	71	69	71	283	16,024
44T	Frank Lickliter II	68	70	68	77	283	16,024
44T	Tommy Armour III	69	74	71	69	283	16,024
50T	Brad Faxon	70	68	75	71	284	12,905
50T	Aaron Baddeley	68	71	74	71	284	12,905
50T	Kent Jones	70	69	73	72	284	12,905
50T	Briny Baird	71	69	71	73	284	12,905
54T	Robert Allenby	67	76	73	69	285	11,978
54T	Steve Elkington	71	71	73	70	285	11,978
54T	Rocco Mediate	72	71	71	71	285	11,978
54T	Mathias Gronberg	70	70	71	74	285	11,978
54T	Matt Gogel	70	73	76	66	285	11,978
54T	Neal Lancaster	73	70	70	72	285	11,978
54T	Carl Petterson	67	74	73	71	285	11,978
61T	Mike Weir	68	73	71	74	286	11,501
61T	Scott Hend	69	74	72	71	286	11,501
63T	Tim Herron	69	72	72	74	287	11,130
63T	Luke Donald	69	74	73	71	287	11,130
63T	Geoff Ogilvy	74	69	69	75	287	11,130
63T	Hunter Mahan	70	71	71	75	287	11,130
63T	Patrick Sheehan	71	70	69	77	287	11,130
68T	Jeff Sluman	72	70	74	72	288	10,706
68T	Dan Pohl	71	72	72	73	288	10,706
68T	Steve Lowery	69	74	75	70	288	10,706
71T	Len Mattiace	71	71	74	73	289	10,441
71T	Brenden Pappas	73	70	72	74	289	10,441
73	Mark Calcavecchia	72	68	75	75	290	10,282
74	Bob Estes	68	74	72	77	291	10,176

DID NOT MAKE CUT

Pat Bates	(75 - 69) - 144	Jonathan Byrd	(72 - 74) - 146
J.J. Henry	(72 - 72) - 144	Ryan Palmer	(70 - 76) - 146
Stuart Appleby	(68 - 76) - 144	Duffy Waldorf	(73 - 74) - 147
Olin Browne	(68 - 76) - 144	Keith Clearwater	(74 - 74) - 148
Fulton Allem	(70 - 74) - 144	Lucas Glover	(75 - 73) - 148
Tripp Isenhour	(69 - 75) - 144	Esteban Toledo	(72 - 77) - 149
D.J. Brigman	(74 - 70) - 144	Hank Kuehne	(73 - 76) - 149
Dan Forsman	(73 - 71) - 144	Jay Williamson	(73 - 76) - 149
Heath Slocum	(70 - 74) - 144	David Frost	(78 - 72) - 150
Woody Austin	(73 - 71) - 144	Craig Bowden	(75 - 75) - 150
Shigeki Maruyama	(72 - 73) - 145	Dean Wilson	(77 - 74) - 151
Bob Burns	(74 - 71) - 145	Mark Hensby	(76 - 75) - 151
John Rollins	(75 - 70) - 145	Notah Begay III	(76 - 77) - 153
John Huston	(74 - 71) - 145	Bill Glasson	(79 - 75) - 154
Jonathan Kaye	(72 - 73) - 145	Rod Curl	(79 - 81) - 160
Ted Purdy	(70 - 75) - 145	Rich Beem	71-wd
Harrison Frazer	(68 - 77) - 145	Hidemichi Tanaka	74-wd
Danny Ellis	(73 - 72) - 145	John Riegger	75-wd
Billy Mayfair	(70 - 76) - 146	Ben Crane	77-wd
Brent Geiberger	(74 - 72) - 146	Kevin Na	wd

2004 CHAMPIONSHIP RACE

At 18		At 54		
1	Craig Perks	64	1T STEVE FLESCH	202
2	Jesper Parnevik	65	1T Chad Campbell	202
3T	STEVE FLESCH	66	1T Brian Gay	202
3T	Stewart Cink	66	4 Zach Johnson	204
3T	Jeff Maggert	66	5T Jesper Parnevik	205
3T	Tim Petrovic	66	5T Craig Perks	205
3T	John Senden	66	7T Justin Leonard	206
7T	(five tied at 67)		7T Mark Brooks	206
			7T Tim Petrovic	206
			7T Frank Lickliter II	206
			7T Robert Gamez	206
			7T Brett Quigley	206
			7T Brian Bateman	206
At 36		At 72		
1T	Justin Leonard	134	1 STEVE FLESCH	269
1T	J.L. Lewis	134	2 Chad Campbell	270
3T	STEVE FLESCH	135	3 Stephen Ames	271
3T	Jeff Maggert	135	4 Craig Perks	273
3T	Craig Perks	135		
3T	Robert Gamez	135		
7T	Lee Janzen	136		
7T	Stewart Cink	136		
7T	Zach Johnson	136		

HIGHLIGHTS



Steve Flesch

Windy, dry conditions greeted the players all four days, as the course drew some payback for the preceding record year in low scoring. The cut fell at three over par, the PGA Tour's highest cut line of the year to-date.

The field remain bunched up until Saturday, when three players tied for the lead, at least two strokes up on the rest of the players. They included local resident Chad Campbell, whose 61 tied the course record, Brian Gay and lefty Steve Flesch. None of those three players had ever missed a cut at Colonial.

Working the ball flawlessly in the wind, Flesch outdueled Campbell and Gay for the victory. He was the only player in the field to post four sub-par rounds. The win also came on Flesch's 37th birthday, and the gallery serenaded him with "Happy Birthday" during the 18th green ceremony.

2003 COLONIAL RESULTS

May 22-25

Rank	Player	R1	R2	R3	R4	Total	Money
1	Kenny Perry	68	64	61	68	261	\$900,000
2	Justin Leonard	68	72	66	61	267	540,000
3	Jeff Sluman	68	68	67	65	268	340,000
4	Brandt Jobe	67	70	68	64	269	240,000
5T	Jim Furyk	68	65	69	68	270	175,625
5T	Hal Sutton	71	67	65	67	270	175,625
5T	Pat Bates	69	66	69	66	270	175,625
5T	Rory Sabbatini	64	70	67	69	270	175,625
9T	Fred Funk	70	67	69	66	272	130,000
9T	Harrison Frazar	69	69	66	68	272	130,000
9T	Dan Forsman	66	66	73	67	272	130,000
9T	Esteban Toledo	68	68	69	67	272	130,000
13T	Phil Mickelson	67	70	68	68	273	91,000
13T	Loren Roberts	67	69	70	67	273	91,000
13T	Stewart Cink	67	70	66	70	273	91,000
13T	Marco Dawson	68	70	71	64	273	91,000
13T	Steve Flesch	69	66	69	69	273	91,000
18T	Olin Browne	67	71	68	68	274	70,000
18T	Lee Janzen	71	67	70	66	274	70,000
18T	Jay Haas	69	70	67	68	274	70,000
21T	Nick Price	70	70	65	70	275	48,357
21T	Billy Mayfair	69	70	68	68	275	48,357
21T	Dean Wilson	71	67	69	68	275	48,357
21T	Briny Baird	70	68	68	69	275	48,357
21T	John Senden	71	70	68	66	275	48,357
21T	Tim Petrovic	68	66	72	69	275	48,357
21T	Brandel Chamblee	70	69	70	66	275	48,357
28T	Corey Pavin	68	70	69	69	276	32,536
28T	Shigeki Maruyama	70	68	70	68	276	32,536
28T	Frank Lickliter II	68	66	70	72	276	32,536
28T	Gene Sauers	69	68	70	69	276	32,536
28T	Patrick Sheehan	65	72	68	71	276	32,536
28T	Jay Williamson	67	67	73	69	276	32,536
28T	Carl Pettersson	71	69	68	68	276	32,536
35T	Dudley Hart	70	71	68	68	277	24,650
35T	Jesper Parnevik	66	68	73	70	277	24,650
35T	Billy Andrade	68	68	71	70	277	24,650
35T	Alex Cejka	70	70	65	72	277	24,650
35T	Bob Burns	69	70	70	68	277	24,650
40T	Kirk Triplett	69	71	70	68	278	19,500
40T	Tim Herron	71	68	69	70	278	19,500
40T	Chad Campbell	67	67	74	70	278	19,500
40T	Glen Day	67	70	75	66	278	19,500
40T	Spike McRoy	67	70	75	66	278	19,500
45T	Rocco Mediate	68	72	68	71	279	14,014
45T	Brian Gay	68	69	76	66	279	14,014
45T	Brett Quigley	67	73	68	71	279	14,014
45T	Stephen Ames	67	72	74	66	279	14,014
45T	Woody Austin	70	67	72	70	279	14,014
45T	Shaun Micheel	71	69	72	67	279	14,014
45T	J.L. Lewis	72	69	70	68	279	14,014
52T	Craig Parry	67	70	72	71	280	11,725
52T	Bob Tway	69	70	73	68	280	11,725
52T	Joe Durant	70	70	71	69	280	11,725
52T	J.P. Hayes	70	71	71	68	280	11,725
56T	Mark Calcavecchia	65	75	72	69	281	11,200
56T	Duffy Waldorf	67	70	71	73	281	11,200
56T	Brian Watts	67	71	72	71	281	11,200
56T	Greg Chalmers	68	71	72	70	281	11,200
56T	Mike Sposa	67	69	74	71	281	11,200
61	Len Maittace	69	69	75	69	282	10,900
62T	David Frost	69	71	75	68	283	10,650
62T	Scott Verplank	69	69	71	74	283	10,650
62T	Brian Henninger	70	69	71	73	283	10,650
62T	Brenden Pappas	70	68	74	71	283	10,650
66T	Peter Jacobsen	72	68	71	73	284	10,200
66T	Joey Sindelar	69	71	71	73	284	10,200
66T	Steve Elkington	72	68	70	74	284	10,200
66T	Rich Beem	68	69	76	71	284	10,200
66T	Jonathan Kaye	73	67	72	72	284	10,200
71T	Brent Geiberger	71	70	72	72	285	9,800
71T	Luke Donald	68	71	73	73	285	9,800
71T	Cliff Kresge	68	70	73	74	285	9,800
74T	Jeff Brehaut	68	70	74	74	286	9,550
74T	Tom Byrum	70	71	72	73	286	9,550
76	Fulton Allem	75	66	74	78	293	9,400

DID NOT MAKE CUT

Tom Lehman	(73 - 69) - 142	Carl Paulson	(70 - 75) - 145
Tom Pernice Jr.	(70 - 72) - 142	Tim Clark	(71 - 74) - 145
J.J. Henry	(67 - 75) - 142	Heath Slocum	(72 - 73) - 145
Rod Pampling	(75 - 67) - 142	Aron Oberholser	(76 - 69) - 145
Paul Goydos	(70 - 72) - 142	Annika Sorenstam	(71 - 74) - 145
Ian Leggatt	(73 - 69) - 142	Mark Brooks	(72 - 74) - 146
Cameron Beckman	(70 - 72) - 142	Joel Edwards	(73 - 73) - 146
Jonathan Byrd	(71 - 71) - 142	Aaron Barber	(72 - 74) - 146
Sergio Garcia	(72 - 71) - 143	Bob Estes	(73 - 74) - 147
Stuart Appleby	(72 - 71) - 143	Geoff Ogilvy	(72 - 75) - 147
Skip Kendall	(71 - 72) - 143	Dan Pohl	(75 - 72) - 147
David Peoples	(72 - 71) - 143	Kevin Sutherland	(76 - 72) - 148
John Rollins	(70 - 73) - 143	James McLean	(72 - 76) - 148
Matt Gogel	(68 - 75) - 143	Craig Perks	(73 - 77) - 150
Peter Lonard	(70 - 73) - 143	Scott McCarron	(74 - 76) - 150
Chris Smith	(71 - 72) - 144	Rod Curl	(78 - 76) - 154
Scott Simpson	(71 - 73) - 144	Pat Perez	wd
Robert Gamez	(75 - 69) - 144	David Toms	wd
Per-Ulrik Johansson	(69 - 75) - 144	Keith Clearwater	dq

2003 CHAMPIONSHIP RACE

At 18		At 54		
1	Rory Sabbatini	64	1 KENNY PERRY	193
2T	Mark Calcavecchia	65	2 Rory Sabbatini	201
2T	Patrick Sheehan	65	3 Jim Furyk	202
4T	Dan Forsman	66	4T Hal Sutton	203
4T	Jesper Parnevik	66	4T Jeff Sluman	203
6T	(sixteen players tied)	67	4T Stewart Cink	203
22T	KENNY PERRY	68	7T Steve Flesch	204
	(tied with seventeen others)		7T Harrison Frazar	204
			7T Pat Bates	204
			7T Frank Lickliter	204

At 36

1T	KENNY PERRY	132
1T	Dan Forsman	132
3	Jim Furyk	133
4T	Jesper Parnevik	134
4T	Rory Sabbatini	134
4T	Chad Campbell	134
4T	Jay Williamson	134
4T	Tim Petrovic	134
4T	Frank Lickliter II	134

At 72

1	KENNY PERRY	261
2	Justin Leonard	267
3	Jeff Sluman	278
4	Brandt Jobe	279
5T	Pat Bates	270
5T	Hal Sutton	270
5T	Jim Furyk	270
5T	Rory Sabbatini	270

HIGHLIGHTS



Kenny Perry

Hosting its largest crowds in history and a huge worldwide media contingent, Colonial brought in its usual great field of top PGA Tour players, but also added the world's #1 female player, Annika Sorenstam, to the mix.

Ideal scoring conditions, with little wind and rain-softened greens, allowed almost half the field to fire under-par scores the first day. But most eyes were on the historic appearance of Sorenstam, who fired a one-over 71 in proving her mettle and talent under immense pressure.

More birdies on Friday were easy as the field threatened to tie the tournament's low-cut record of even par. Eventually the cut fell at 1-over, with veteran Kenny Perry tied for the lead at 8-under par after his 64. Sorenstam struggled to a 74 after bogeys on holes 5, 6, and 8, finishing at five-over par, to miss the cut.

On Saturday Perry sizzled to a record-tying 61 and an insurmountable eight-shot lead. His 54-hole standing of 17-under was a record, even lower than the 72-hole record. Sunday's round was a mere formality, as Perry fire a 68 to win by six and set the new 72-hole mark at 19-under. Justin Leonard made a dramatic run at 59 Sunday, but bogeyed #18 for a 61. An incredible 51 players finished under par for the tournament.

2002 COLONIAL RESULTS

May 16-19

Rank	Player	R1	R2	R3	R4	Total	Money
1	Nick Price	69	65	66	67	267	\$774,000
2T	David Toms	71	71	64	66	272	378,400
2T	Kenny Perry	70	66	69	67	272	378,400
4	Dudley Hart	73	65	70	65	273	206,400
5T	Davis Love III	70	70	67	67	274	163,400
5T	Phil Tataurangi	70	69	66	69	274	163,400
7	Tom Watson	68	72	66	69	275	144,050
8T	Stuart Appleby	70	71	71	64	276	120,400
8T	Esteban Toledo	67	67	72	70	276	120,400
8T	Steve Flesch	68	67	70	71	276	120,400
8T	Jonathan Byrd	73	67	68	68	276	120,400
12T	Vijay Singh	70	69	67	68	277	79,243
12T	Hal Sutton	69	68	71	69	277	79,243
12T	Olin Browne	71	66	67	70	277	79,243
12T	Frank Lickliter II	67	68	68	72	277	79,243
12T	Billy Andrade	71	64	69	71	277	79,243
12T	Joel Edwards	72	68	67	70	277	79,243
12T	Bob Tway	68	67	70	70	277	79,243
19T	Justin Leonard	70	68	69	71	278	53,965
19T	Shigeaki Maruyama	72	67	69	70	278	53,965
19T	Scott Verplank	67	70	72	69	278	53,965
19T	Cameron Beckman	71	69	70	68	278	53,965
23T	Phil Mickelson	73	70	69	67	279	38,270
23T	Tom Lehman	71	67	71	70	279	38,270
23T	Peter Jacobsen	72	68	69	70	279	38,270
23T	John Huston	70	70	71	68	279	38,270
23T	Bob Estes	65	72	72	70	279	38,270
28T	Corey Pavin	68	71	69	72	280	29,240
28T	Jesper Parnevik	69	72	70	69	280	29,240
28T	Jerry Kelly	69	71	72	68	280	29,240
28T	Scott McCarron	70	70	69	71	280	29,240
28T	Chad Campbell	72	68	71	69	280	29,240
33T	Stewart Cink	72	69	69	71	281	24,295
33T	Bob Burns	68	68	72	73	281	24,295
33T	Briny Baird	71	71	70	67	281	24,295
36T	Steve Jones	67	73	70	72	282	20,694
36T	Mike Weir	71	68	73	70	282	20,694
36T	Matt Gogel	69	71	73	69	282	20,694
36T	Peter Lonard	68	70	69	75	282	20,694
40T	Steve Elkington	74	68	72	69	283	15,480
40T	Loren Roberts	70	73	67	73	283	15,480
40T	Jay Haas	69	74	72	68	283	15,480
40T	Chris DiMarco	72	71	71	69	283	15,480
40T	Mark Brooks	68	71	73	71	283	15,480
40T	Steve Lowery	67	75	72	69	283	15,480
40T	Brandt Jobe	67	72	69	75	283	15,480
40T	David Peoples	72	71	71	69	283	15,480
48T	Lee Janzen	69	72	74	69	284	10,589
48T	David Frost	72	67	73	72	284	10,589
48T	Jeff Maggert	68	74	72	70	284	10,589
48T	David Gossett	74	69	71	70	284	10,589
48T	Per-Ulrik Johansson	68	73	73	70	284	10,589
48T	Joey Sindelar	68	71	74	71	284	10,589
48T	John Rollins	70	73	69	72	284	10,589
48T	Luke Donald	73	69	69	73	284	10,589
56T	Brent Geiberger	72	68	76	69	285	9,675
56T	Carl Paulson	68	72	74	71	285	9,675
56T	Skip Kendall	68	71	74	72	285	9,675
56T	Pat Perez	72	66	74	73	285	9,675
60	Tom Pernice Jr.	72	69	72	74	287	9,460
61T	Billy Mayfair	70	73	71	74	288	9,245
61T	Brandel Chamblee	69	73	72	74	288	9,245
61T	Jose Coceres	70	68	73	77	288	9,245
61T	Ian Leggatt	70	69	74	75	288	9,245
65	Glen Day	69	67	77	77	290	9,030
66T	K.J. Choi	69	72	69	81	291	8,901
66T	Rod Pamplung	72	71	73	75	291	8,901
68T	J.J. Henry	72	71	75	74	292	8,729
68T	Brian Gay	70	66	78	78	292	8,729
70T	Duffy Waldorf	71	71	74	78	294	8,557
70T	Paul Stankowski	72	69	74	79	294	8,557
72	Neal Lancaster	71	72	77	76	296	8,428

DID NOT MAKE CUT

Jim Furyk	(73 - 71)	- 144	J.L. Lewis	(72 - 75)	- 147
Jeff Sluman	(70 - 74)	- 144	Dan Pohl	(71 - 76)	- 147
Robert Allenby	(73 - 71)	- 144	Notah Begay III	(74 - 73)	- 147
Brad Faxon	(71 - 73)	- 144	Geoff Ogilvy	(76 - 71)	- 147
Kirk Triplett	(70 - 74)	- 144	Kevin Sutherland	(72 - 75)	- 147
Craig Parry	(71 - 73)	- 144	Chris Smith	(74 - 73)	- 147
Greg Kraft	(73 - 71)	- 144	Fulton Allem	(73 - 75)	- 148
Mike Sposa	(73 - 71)	- 144	Jim Carter	(73 - 75)	- 148
Brian Watts	(72 - 72)	- 144	Dennis Paulson	(75 - 73)	- 148
Brett Quigley	(71 - 73)	- 144	Len Maittiae	(74 - 74)	- 148
Chris Riley	(74 - 70)	- 144	Harrison Frazer	(73 - 76)	- 149
David Duval	(67 - 78)	- 145	Kaname Yokoo	(74 - 75)	- 149
Mark O'Meara	(72 - 73)	- 145	Steve Stricker	(75 - 75)	- 150
John Cook	(70 - 75)	- 145	Sergio Garcia	(76 - 74)	- 150
Tim Herron	(73 - 72)	- 145	David Berganio Jr.	(74 - 76)	- 150
Craig Perks	(76 - 69)	- 145	Rory Sabbatini	(73 - 78)	- 151
Bob May	(75 - 70)	- 145	Heath Slocum	(78 - 74)	- 152
Greg Chalmers	(72 - 73)	- 145	Mathew Goggin	(74 - 78)	- 152
Jonathan Kaye	(73 - 72)	- 145	Tom Kite	(74 - 78)	- 152
Ben Crenshaw	(72 - 74)	- 146	Rocco Mediate	72-wd	
Steve Pate	(73 - 73)	- 146	Keith Clearwater	77-wd	
Frank Nobilo	(76 - 70)	- 146	Robert Damron	77-wd	
Charles Howell III	(75 - 71)	- 146	Fred Funk	77-wd	
Joe Durant	(75 - 71)	- 146	Rich Beem	78-wd	
Jay Don Blake	(71 - 75)	- 146	Rod Curl	83-wd	
Craig Stadler	(72 - 75)	- 147	Garrett Willis	73-qd	

2002 CHAMPIONSHIP RACE

At 18		At 54		
1	Bob Estes	65	1 NICKPRICE	200
2T	(nine players tied)	67	2T Kenny Perry	205
11T	(13 players tied)	68	2T Steve Flesch	205
24T	NICKPRICE	69	2T Phil Tataurangi	205
(tied with 10 others)				
At 36		At 72		
1T	NICKPRICE	134	1 NICKPRICE	267
1T	Esteban Toledo	134	2T David Toms	272
3T	Bob Tway	135	2T Kenny Perry	272
3T	Steve Flesch	135	4 Dudley Hart	273
5T	Glen Day	136	5T Davis Love III	274
5T	Kenny Perry	136	5T Phil Tataurangi	274
5T	Bob Burns	136		
5T	Brian Gay	136		
9T	(four players tied)	137		

HIGHLIGHTS



Nick Price

The previous two tournaments were owned by the 'young guns' of the PGA Tour, but this year's event went to a savvy veteran. 16-time Tour winner Nick Price toyed with a strong lead on Sunday before turning away from the field on the back nine to win his second Colonial title. The final five-stroke margin was the largest at the tournament since 1968, and marked the 41st win worldwide for the international star.

Beginning the final day with a formidable 5-shot lead, Price saw that drop to two shots more than halfway through the round. Birdies on holes 12 and 14, however, cemented the victory.

Price's win made him a career million-dollar winner at Colonial, with three top five finishes in 16 years, in addition to his two victories. Price is Colonial's eighth two-time champion and ninth multiple winner (Ben Hogan won five times).

2001 COLONIAL RESULTS

May 17-20

Rank	Player	R1	R2	R3	R4	Total	Money
1	Sergio Garcia	69	69	66	63	267	\$720,000
2T	Phil Mickelson	65	68	66	70	269	352,000
2T	Brian Gay	66	69	69	65	269	352,000
4	Glen Day	68	72	64	66	270	192,000
5T	Justin Leonard	69	67	70	66	272	146,000
5T	Shigeki Maruyama	72	65	65	70	272	146,000
5T	Brett Quigley	69	64	66	73	272	146,000
8T	Corey Pavin	68	64	73	68	273	116,000
8T	Rocco Mediate	72	62	69	70	273	116,000
8T	David Toms	67	70	66	70	273	116,000
11T	Vijay Singh	69	68	69	68	274	88,000
11T	Jesper Parnevik	70	69	67	68	274	88,000
11T	Per-Ulrik Johansson	69	68	68	69	274	88,000
11T	Mike Sposa	71	66	67	70	274	88,000
15T	Tom Lehman	67	68	68	72	275	64,000
15T	Jeff Sluman	71	64	69	71	275	64,000
15T	Robert Allenby	72	68	65	70	275	64,000
15T	Kirk Triplett	68	67	70	70	275	64,000
15T	Greg Chalmers	71	69	67	68	275	64,000
20T	Billy Mayfair	71	68	69	68	276	50,000
20T	Fred Funk	70	68	67	71	276	50,000
22T	Jim Furyk	65	71	69	72	277	40,000
22T	Blaine McCallister	71	64	71	71	277	40,000
22T	Scott McCarron	68	67	72	70	277	40,000
22T	Jim Carter	73	67	68	69	277	40,000
26T	Fulton Allem	68	73	67	70	278	27,800
26T	Stewart Cink	71	70	67	70	278	27,800
26T	Rich Beem	70	68	71	69	278	27,800
26T	Brent Geiberger	68	69	72	69	278	27,800
26T	Stephen Ames	68	71	66	73	278	27,800
26T	Brad Elder	70	71	67	70	278	27,800
26T	Bob Estes	68	73	64	73	278	27,800
26T	Kenny Perry	72	67	70	69	278	27,800
34T	Tom Kite	68	71	69	71	279	20,200
34T	John Cook	71	71	70	67	279	20,200
34T	Jose Coceres	70	67	70	72	279	20,200
34T	Joe Ogilvie	75	66	68	70	279	20,200
34T	Jonathan Kaye	71	65	70	73	279	20,200
34T	Geoff Ogilvy	70	70	68	71	279	20,200
40T	Hal Sutton	73	69	66	72	280	15,200
40T	Frank Nobilo	70	68	72	70	280	15,200
40T	Joey Sindelar	74	67	72	67	280	15,200
40T	Brandel Chamblee	71	66	73	70	280	15,200
40T	Chris DiMarco	71	71	66	72	280	15,200
40T	J.L. Lewis	71	67	69	73	280	15,200
46T	David Duval	69	68	73	71	281	10,880
46T	Bob Tway	75	67	66	73	281	10,880
46T	Steve Flesch	69	69	69	74	281	10,880
46T	Brandt Jobe	71	70	68	72	281	10,880
46T	Greg Kraft	69	69	71	72	281	10,880
46T	Skip Kendall	69	68	73	71	281	10,880
52T	David Frost	73	69	70	70	282	9,520
52T	Bob May	70	72	69	71	282	9,520
54T	Harrison Frazar	73	65	69	76	283	9,160
54T	Len Mattiace	74	68	70	71	283	9,160
54T	Craig Barlow	72	70	69	72	283	9,160
54T	Scott Dunlap	69	71	68	75	283	9,160
58T	Bruce Lietzke	71	71	69	73	284	8,840
58T	Mike Weir	70	71	68	75	284	8,840
58T	Robert Damron	70	71	73	70	284	8,840
58T	J.P. Hayes	73	67	68	76	284	8,840
62T	Steve Pate	70	70	69	76	285	8,520
62T	Mark Brooks	67	72	72	74	285	8,520
62T	Briny Baird	72	68	71	74	285	8,520
62T	Brian Wilson	70	70	74	71	285	8,520
66	Keith Clearwater	72	70	68	76	286	8,320
67	D.A. Weibring	69	71	72	75	287	8,240
68	Ronnie Black	69	70	74	75	288	8,160
69	Tim Herron	70	71	75	74	290	8,080
70	Tom Purtzer	70	69	73	79	291	8,000
71	Dave Stockton Jr.	70	71	77	76	294	7,920

DID NOT MAKE CUT

Olin Browne	(70 - 73) - 143	Andrew Magee	(73 - 73) - 146
Nick Price	(71 - 72) - 143	Spike McRoy	(72 - 74) - 146
Fred Couples	(72 - 71) - 143	Ben Crenshaw	(76 - 71) - 147
Franklin Langham	(72 - 71) - 143	Kaname Yokoo	(72 - 75) - 147
Esteban Toledo	(71 - 72) - 143	Tom Pernice Jr.	(72 - 76) - 148
Edward Fryatt	(73 - 70) - 143	Mike Hulbert	(74 - 74) - 148
Chris Smith	(73 - 71) - 144	Dave Stockton	(79 - 70) - 149
Lee Janzen	(73 - 71) - 144	Jerry Kelly	(75 - 75) - 150
Brad Faxon	(75 - 69) - 144	Greg Norman	(76 - 75) - 151
Brian Watts	(74 - 70) - 144	Dan Pohl	(76 - 75) - 151
Chris Perry	(74 - 70) - 144	Dennis Paulson	(71 - 80) - 151
Billy Andrade	(72 - 72) - 144	Ian Baker-Finch	(74 - 77) - 151
Steve Jones	(73 - 71) - 144	Chris Riey	(79 - 73) - 152
Kazuhiko Hosokawa	(73 - 71) - 144	Rod Curl	(80 - 72) - 152
Fuzzy Zoeller	(73 - 72) - 145	Carl Paulson	(72 - 81) - 153
Stuart Appleby	(76 - 69) - 145	Mark Calcavecchia	(81 - 72) - 153
Matt Gogel	(72 - 73) - 145	Hunter Haas	(80 - 74) - 154
Joe Durant	(75 - 70) - 145	Dudley Hart	71-wd
Joel Edwards	(72 - 73) - 145	Scott Verplank	74-wd
Duffy Waldorf	(74 - 72) - 146	Carlos Franco	76-wd
Jeff Maggert	(69 - 77) - 146	David Berganio Jr.	77-wd
Michael Clark II	(74 - 72) - 146	Rory Sabbatini	79-wd

2001 CHAMPIONSHIP RACE

At 18		At 54	
1T Phil Mickelson	65	1T Phil Mickelson	199
1T Jim Furyk	65	1T Brett Quigley	199
3 Brian Gay	66	3 Shigeki Maruyama	202
4T Tom Lehman	67	4T Tom Lehman	203
4T David Toms	67	4T David Toms	203
4T Mark Brooks	67	4T Rocco Mediate	203
7T (nine players tied)	68	7T SERGIO GARCIA	204
16T SERGIO GARCIA	69	7T Jeff Sluman	204
(tied with 12 others)		7T Brian Gay	204
		7T Glen Day	204
		7T Mike Sposa	204
At 36		At 72	
1 Corey Pavin	132	1 SERGIO GARCIA	267
2T Phil Mickelson	133	2T Phil Mickelson	269
2T Brett Quigley	133	2T Brian Gay	269
4 Rocco Mediate	134	4 Glen Day	270
5T (six players tied)	135	5T Justin Leonard	271
11T (three players tied)	136	5T Shigeki Maruyama	271
14T (10 players tied)	137	5T Brett Quigley	271
24T SERGIO GARCIA	138		
(tied with seven others)			

HIGHLIGHTS



Sergio Garcia

A windy Thursday afternoon separated the men from the boys, and experienced players claimed most of the leaderboard for three days. Defending champion Phil Mickelson led much of the way, and made a serious run at becoming Colonial's only back-to-back winner since Ben Hogan.

But rising international star Sergio Garcia charged from five strokes off the lead Sunday to post a front nine 29 and a seven-under 63 to overtake Mickelson on the back nine and claim the championship. The victory was his first in America, and at age 21 he became the youngest

player, and first European, ever to win at Colonial.

2000 COLONIAL RESULTS

May 18-21

Rank	Player	R1	R2	R3	R4	Total	Money
1	Phil Mickelson	67	68	70	63	268	\$594,000
2T	Stewart Cink	70	64	65	71	270	290,400
2T	Davis Love III	67	66	69	68	270	290,400
4T	Rocco Mediate	68	67	69	68	272	145,200
4T	David Toms	67	66	72	67	272	145,200
6T	Greg Kraft	67	68	71	67	273	114,675
6T	Bob Estes	69	72	66	66	273	114,675
8T	Jim Furyk	69	66	72	67	274	89,100
8T	Mark Calcavecchia	72	67	67	68	274	89,100
8T	John Cook	66	70	70	68	274	89,100
8T	Len Mattiace	67	72	67	68	274	89,100
8T	Mike Weir	67	68	69	70	274	89,100
13T	Jeff Sluman	69	68	67	71	275	56,571
13T	Tim Herron	70	66	69	70	275	56,571
13T	Fred Funk	70	67	69	69	275	56,571
13T	Kirk Triplett	72	66	71	66	275	56,571
13T	Skip Kendall	69	67	70	69	275	56,571
13T	Joel Edwards	68	72	65	70	275	56,571
13T	Shigeki Maruyama	69	70	70	66	275	56,571
20T	John Huston	70	71	68	67	276	38,445
20T	Scott Verplank	69	72	67	68	276	38,445
20T	Kevin Sutherland	71	68	68	69	276	38,445
20T	Jay Don Blake	71	72	67	66	276	38,445
24T	Fred Couples	70	66	68	73	277	26,117
24T	Bill Glasson	70	67	72	68	277	26,117
24T	Brent Geiberger	75	66	68	68	277	26,117
24T	Billy Andrade	70	66	75	66	277	26,117
24T	Mike Reid	75	66	70	66	277	26,117
24T	Russ Cochran	75	66	68	68	277	26,117
24T	Carl Paulson	69	73	71	64	277	26,117
31T	Steve Flesch	71	67	70	70	278	20,955
31T	Charles Raulerson	70	70	71	67	278	20,955
33T	David Frost	67	69	69	74	279	19,057
33T	J.L. Lewis	73	68	69	69	279	19,057
35T	Peter Jacobsen	73	69	68	70	280	15,922
35T	Stuart Appleby	71	71	69	69	280	15,922
35T	Frank Nobilo	68	70	73	69	280	15,922
35T	Greg Chalmers	73	69	68	70	280	15,922
35T	Scott Dunlap	68	68	67	77	280	15,922
35T	Robin Freeman	70	69	69	72	280	15,922
41T	Vijay Singh	73	67	72	69	281	12,210
41T	Mark O'Meara	73	66	68	74	281	12,210
41T	Jay Haas	69	70	70	72	281	12,210
41T	Kenny Perry	70	71	70	70	281	12,210
41T	Brian Gay	70	70	70	71	281	12,210
46T	Keith Clearwater	67	71	73	71	282	9,355
46T	Loren Roberts	77	66	71	68	282	9,355
46T	Steve Pate	70	69	71	72	282	9,355
46T	Brian Watts	69	68	69	76	282	9,355
50T	Tom Kite	69	72	73	69	283	7,959
50T	Jerry Kelly	75	68	70	70	283	7,959
50T	Tom Byrum	71	71	72	69	283	7,959
50T	Jimmy Green	69	71	74	69	283	7,959
50T	Robert Damron	71	72	69	71	283	7,959
55T	Glen Day	70	70	75	69	284	7,491
55T	Tom Pernice Jr.	72	70	70	72	284	7,491
55T	J.P. Hayes	70	70	67	77	284	7,491
55T	Kaname Yokoo	72	69	72	71	284	7,491
59	Duffy Waldorf	73	69	70	73	285	7,326
60	Paul Goydos	74	68	69	75	286	7,260
61	Justin Leonard	73	70	74	70	287	7,194
62T	Steve Elkington	71	70	73	74	288	6,996
62T	Robert Allenby	71	68	77	72	288	6,996
62T	Brandt Jobe	73	69	75	71	288	6,996
62T	Casey Martin	74	69	71	74	288	6,996
62T	Kazuhiko Hosokawa	72	71	74	71	288	6,996
67	Neal Lancaster	72	70	71	76	289	6,798
68T	Nick Faldo	71	70	75	74	290	6,699
68T	Jim Carter	72	70	77	71	290	6,699
70	Rory Sabbatini	68	70	79	74	291	6,600

DID NOT MAKE CUT

Olin Browne	(71 - 73)	144	Scott Hoch	(72 - 76)	148
Billy Mayfair	(72 - 72)	144	Bruce Lietzke	(74 - 74)	148
Scott Gump	(71 - 73)	144	Bob Tway	(73 - 75)	148
Franklin Langham	(72 - 72)	144	Edward Fryatt	(74 - 74)	148
Craig Parry	(73 - 72)	145	Corey Pavin	(76 - 73)	149
Notah Begay III	(70 - 75)	145	Omar Uresti	(75 - 74)	149
Brian Henninger	(73 - 72)	145	Hunter Haas	(73 - 76)	149
Chris DiMarco	(70 - 75)	145	Ben Crenshaw	(77 - 73)	150
Dennis Paulson	(75 - 70)	145	Rich Beem	(73 - 77)	150
Esteban Toledo	(73 - 72)	145	Matt Gogel	(76 - 74)	150
Lee Janzen	(70 - 76)	146	Blaine McCallister	(75 - 76)	151
Tom Purtzer	(74 - 72)	146	Robert Gamez	(76 - 75)	151
Mark Brooks	(75 - 71)	146	Stephen Ames	(73 - 78)	151
Joey Sindelar	(72 - 74)	146	Bradley Hughes	(77 - 74)	151
Harrison Frazer	(73 - 73)	146	Brad Elder	(75 - 77)	152
Tommy Armour III	(80 - 67)	147	Rod Curl	(77 - 74)	wd
Mike Hulbert	(74 - 73)	147	Ted Tryba		74-wd
Gary Nicklaus	(72 - 75)	147	Jonathan Kaye		75-wd
Carlos Franco	(71 - 76)	147	Fulton Allem		77-wd
Joe Ozaki	(71 - 76)	147	Dan Pohl		79-wd

2000 CHAMPIONSHIP RACE

At 18		At 54			
1	John Cook	66	1	Stewart Cink	199
2T	PHIL MICKELSON	67	2	Davis Love III	202
2T	Davis Love III	67	3	Scott Dunlap	203
2T	Len Mattiace	67	4T	Fred Couples	204
2T	David Toms	67	4T	Jeff Sluman	204
2T	David Frost	67	4T	Rocco Mediate	204
2T	Keith Clearwater	67	4T	Mike Weir	204
2T	Greg Kraft	67	8T	PHIL MICKELSON	205
2T	Mike Weir	67	8T	David Frost	205
			8T	David Toms	205
			8T	Tim Herron	205
			8T	Joel Edwards	205
At 36					
1T	Davis Love III	133			
1T	David Toms	133			
3	Stewart Cink	134			
4T	PHIL MICKELSON	135			
4T	Jim Furyk	135			
4T	Greg Kraft	135			
4T	Mike Weir	135			
4T	Rocco Mediate	135			
At 72					
1	PHIL MICKELSON	268			
2T	Stewart Cink	270			
2T	Davis Love III	270			
4T	Rocco Mediate	271			
4T	David Toms	271			

HIGHLIGHTS



Phil Mickelson

A windy Thursday and wet, suspended Friday kept the field bunched up until a dry, calm Saturday met players with ideal scoring conditions.

Stewart Cink got hot, posting 64-65 to take the outright lead by three shots. Davis Love III and Fred Couples appeared to be the most experienced players with a chance to reel him in on Sunday.

Cink opened the final round with birdies on three of the first four holes and appeared to take control. But Phil Mickelson, lurking in the hunt all week, shot a front nine 33 and then birdied holes 10-12. Closing birdies on #15 and #18

put him in at 12 under par, and Cink could not match it. Stewart's Sunday round was the only 63 posted by the field the entire tournament, and was the lowest final round ever by a Colonial champion.

1999 COLONIAL RESULTS

May 20-23

Rank	Player	R1	R2	R3	R4	Total	Money
1	Olin Browne	73	67	66	66	272	\$504,000
2T	Jeff Sluman	67	71	69	66	273	168,000
2T	Fred Funk	68	68	69	68	273	168,000
2T	Paul Goydos	70	68	69	66	273	168,000
2T	Tim Herron	68	69	69	67	273	168,000
2T	Greg Kraft	75	67	61	70	273	168,000
7T	John Huston	72	65	71	66	274	84,350
7T	Billy Mayfair	68	67	68	71	274	84,350
7T	Craig Parry	72	68	68	66	274	84,350
7T	Bob Estes	70	68	68	68	274	84,350
11T	Phil Mickelson	72	63	70	70	275	50,680
11T	John Cook	68	66	70	71	275	50,680
11T	Davis Love III	72	66	68	69	275	50,680
11T	Len Mattiace	70	69	67	69	275	50,680
11T	Corey Pavin	69	64	74	68	275	50,680
11T	Vijay Singh	67	72	66	70	275	50,680
11T	Stuart Appleby	71	67	68	69	275	50,680
11T	Jim Carter	71	70	68	66	275	50,680
11T	Duffy Waldorf	73	67	68	67	275	50,680
11T	Brian Watts	71	66	70	68	275	50,680
21T	Lee Janzen	71	69	65	71	276	29,120
21T	Stewart Cink	70	72	70	64	276	29,120
21T	Dan Forsman	69	72	66	69	276	29,120
21T	Kirk Triplett	72	66	70	68	276	29,120
21T	Scott Verplank	72	65	66	73	276	29,120
26T	Tom Lehman	71	71	64	71	277	21,140
26T	Mark Calcavecchia	69	67	72	69	277	21,140
26T	Billy Andrade	73	68	69	67	277	21,140
26T	Scott Hoch	69	66	70	72	277	21,140
30T	Tommy Armour III	73	70	67	68	278	18,200
30T	Joe Durant	69	66	70	73	278	18,200
30T	Skip Kendall	71	67	72	68	278	18,200
33T	Chris Perry	70	73	70	66	279	14,793
33T	Kenny Perry	73	66	73	67	279	14,793
33T	Brandel Chamblee	73	69	70	67	279	14,793
33T	Franklin Langham	68	72	67	72	279	14,793
33T	Tom Pernice, Jr.	73	71	66	69	279	14,793
33T	Mark Wiebe	70	66	74	69	279	14,793
39T	Fred Couples	72	71	68	69	280	10,640
39T	Justin Leonard	73	66	69	72	280	10,640
39T	Steve Elkington	68	68	75	69	280	10,640
39T	Tom Watson	74	70	66	70	280	10,640
39T	Robert Damron	73	66	73	68	280	10,640
39T	Clark Dennis	72	67	69	72	280	10,640
39T	Brent Geberger	71	70	68	71	280	10,640
39T	Andrew Magee	74	70	66	70	280	10,640
47T	Tom Kite	73	68	71	69	281	7,532
47T	Steve Flesch	66	74	66	75	281	7,532
47T	Scott McCarron	72	69	72	68	281	7,532
47T	Kevin Sutherland	73	70	68	70	281	7,532
51T	Glen Day	74	69	73	66	282	6,678
51T	Jim Gallagher, Jr.	71	72	66	73	282	6,678
51T	Bob Friend	70	70	69	73	282	6,678
51T	Loren Roberts	74	69	66	73	282	6,678
55T	Jim Furyk	74	69	70	70	283	6,272
55T	Mike Hulbert	70	70	73	70	283	6,272
55T	Steve Lowery	72	66	75	70	283	6,272
55T	Frank Nobilo	72	70	72	69	283	6,272
55T	Steve Pate	72	69	68	74	283	6,272
55T	Mike Brisky	72	72	74	65	283	6,272
55T	Dennis Paulson	74	68	69	72	283	6,272
62T	Jonathan Kaye	75	69	69	71	284	5,992
62T	Rocco Mediate	71	71	70	72	284	5,992
62T	Dan Pohl	70	69	77	68	284	5,992
65T	Mark Brooks	71	71	70	73	285	5,768
65T	Harrison Frazar	73	68	72	72	285	5,768
65T	Brian Henning	78	66	72	69	285	5,768
65T	Bradley Hughes	73	71	71	70	285	5,768
65T	D.A. Weibring	72	69	72	72	285	5,768
70T	Jay Haas	70	71	73	72	286	5,572
70T	Willie Wood	69	71	75	71	286	5,572
72T	Omar Uresti	72	68	71	76	287	5,460
72T	Mike Weir	71	69	78	69	287	5,460
74	David Frost	73	71	72	72	288	5,376
75T	Fulton Allem	72	72	73	72	289	5,292
75T	Dave Stockton, Jr.	71	71	73	74	289	5,292

Rank	Player	R1	R2	R3	R4	Total	Money
77T	Eric Booker	71	71	75	73	290	5,152
77T	Bill Glasson	71	73	73	73	290	5,152
77T	Fuzzy Zoeller	71	70	73	76	290	5,152

DID NOT MAKE CUT


Robert Allenby	(71 - 74) - 145	Tom Purtzer	(74 - 73) - 147
Blaine McCallister	..	(76 - 69) - 145	David Toms	(73 - 74) - 147
Larry Mize	(73 - 72) - 145	Lanny Wadkins	(70 - 77) - 147
Chris Riley	(73 - 72) - 145	Ben Crenshaw	(72 - 76) - 148
Joey Sindelar	(76 - 69) - 145	Bruce Lietzke	(76 - 72) - 148
Notah Begay III	(78 - 68) - 146	Doug Dunaway	(77 - 72) - 149
Alan Bratton	(76 - 70) - 146	J.P. Hayes	(77 - 73) - 150
Billy Ray Brown	(74 - 72) - 146	Nolan Henke	(77 - 73) - 150
Keith Clearwater	(75 - 71) - 146	Peter Jacobsen	(75 - 76) - 151
Jerry Kelly	(76 - 70) - 146	Paul Stankowski	(80 - 71) - 151
Frank Lickliter	(72 - 74) - 146	Dave Stockton	(74 - 77) - 151
Mike Reid	(75 - 71) - 146	Rod Curl	(77 - 75) - 152
Craig Stadler	(74 - 72) - 146	Jay Don Blake	(77 - 76) - 153
Esteban Toledo	(74 - 72) - 146	Neal Lancaster	70 - dq
Bob Tway	(71 - 75) - 146	Dudley Hart	77 - dq
Gabriel Hjertstedt	...	(75 - 72) - 147	John Daly	80 - wd
David Ogriin	(78 - 69) - 147			

1999 CHAMPIONSHIP RACE

At 18				At 54			
1	Steve Flesch	66	1T	Billy Mayfair	203
2T	Jeff Sluman	67	1T	Scott Verplank	203
2T	Vijay Singh	67	1T	Greg Kraft	203
4T	Steve Elkington	68	4	John Cook	204
4T	Billy Mayfair	68	5T	Phil Mickelson	205
4T	John Cook	68	5T	Lee Janzen	205
4T	Tim Herron	68	5T	Vijay Singh	205
4T	Fred Funk	68	5T	Scott Hoch	205
4T	Franklin Langham	68	5T	Fred Funk	205
63T	OLIN BROWNE	73	5T	Joe Durant	205
	(tied with 16 others)			11T	OLIN BROWNE	206
					(tied with seven others)		

At 36				At 72			
1	Corey Pavin	133	1	OLIN BROWNE	272
2	John Cook	134	2T	Jeff Sluman	273
3T	Phil Mickelson	135	2T	Fred Funk	273
3T	Billy Mayfair	135	2T	Paul Goydos	273
3T	Scott Hoch	135	2T	Tim Herron	273
3T	Joe Durant	135	2T	Greg Kraft	273
30T	OLIN BROWNE	140				
	(tied with 10 others)						

HIGHLIGHTS



Olin Browne

Windy conditions in the early rounds kept the field bunched up and scores high, in what eventually would become the most hotly contested Colonial tournament ever.

Several veteran PGA Tour winners and Major champions rose to the top of the leaderboard by the weekend - Janzen, Pavin, Singh, Mickelson, Mayfair, Cook. But it was journeyman Greg Kraft who tied the course record of 61 Saturday to tie for the 54-hole lead.

Numerous players charged and fell back on Sunday, as the famed Colonial course proved its toughness. Olin Browne, who only took up

the game at age 19, rode the strength of eagles on both par fives to claim the nail-biting championship by one shot.

The absence of a playoff was remarkable because 19 players finished within three shots of the winner - the most crowded leaderboard in the tournament's long history.

1998 COLONIAL RESULTS

May 21-24

Rank	Player	R1	R2	R3	R4	Total	Money
1	Tom Watson	68	66	65	66	265	\$414,000
2	Jim Furyk	66	67	66	68	267	248,400
3	Jeff Sluman	67	67	66	69	269	156,400
4	Harrison Frazer	64	67	68	71	270	110,400
5	John Cook	68	66	69	68	271	92,000
6T	Jim Gallagher Jr.	69	69	68	66	272	79,925
6T	Kenny Perry	68	65	69	70	272	79,925
8T	Justin Leonard	70	70	67	66	273	69,000
8T	Brian Henninger	70	66	68	69	273	69,000
10T	Dan Forsman	69	67	71	67	274	55,200
10T	Craig Parry	68	69	69	68	274	55,200
10T	Stuart Appleby	68	69	69	68	274	55,200
10T	Steve Flesch	68	66	72	68	274	55,200
14T	David Frost	68	69	69	69	275	40,250
14T	David Duval	66	70	68	71	275	40,250
14T	Clark Dennis	68	68	68	71	275	40,250
14T	Mike Brisky	70	70	66	69	275	40,250
18T	Fred Couples	72	69	67	68	276	24,485
18T	Lanny Wadkins	66	71	70	69	276	24,485
18T	Payne Stewart	68	72	66	70	276	24,485
18T	Jeff Maggert	69	72	67	68	276	24,485
18T	John Huston	70	69	66	71	276	24,485
18T	Scott Hoch	67	73	66	70	276	24,485
18T	Rocco Mediate	67	68	67	74	276	24,485
18T	Scott McCarron	70	67	67	72	276	24,485
18T	Kirk Triplett	69	68	68	71	276	24,485
18T	Doug Martin	67	69	70	69	276	24,485
18T	Skip Kendall	68	71	69	68	276	24,485
29T	Nick Faldo	72	69	70	66	277	15,295
29T	Bruce Lietzke	67	69	67	74	277	15,295
29T	Fred Funk	75	65	68	69	277	15,295
29T	Tommy Armour III	70	65	72	70	277	15,295
33T	Frank Nobilo	69	68	73	68	278	13,283
33T	Jerry Kelly	67	69	71	71	278	13,283
35T	Nick Price	71	69	68	71	279	11,098
35T	Bob Tway	67	71	72	69	279	11,098
35T	Steve Jones	69	69	72	69	279	11,098
35T	Len Mattiace	71	69	70	69	279	11,098
35T	Phil Blackmar	66	68	72	73	279	11,098
35T	Scott Verplank	70	69	71	69	279	11,098
41T	Corey Pavin	73	66	69	72	280	7,626
41T	Mark Calcavecchia	68	65	70	77	280	7,626
41T	David Edwards	72	69	68	71	280	7,626
41T	Joey Sindelar	69	70	74	67	280	7,626
41T	Brent Geiberger	70	69	67	74	280	7,626
41T	Glen Day	72	66	71	71	280	7,626
41T	Mark Wiebe	71	70	71	68	280	7,626
41T	David Ogrin	71	64	71	74	280	7,626
41T	Stewart Cink	68	72	67	73	280	7,626
50T	Peter Jacobsen	69	70	71	71	281	5,658
50T	Rick Fehr	70	69	70	72	281	5,658
50T	Dudley Hart	68	72	69	72	281	5,658
53T	Fulton Allem	69	69	72	72	282	5,156
53T	Dan Pohl	70	66	77	69	282	5,156
53T	Mark Brooks	71	70	70	71	282	5,156
53T	Guy Boros	68	73	71	70	282	5,156
53T	Blaine McCallister	69	71	71	71	282	5,156
53T	Brandel Chamblee	68	69	75	70	282	5,156
53T	Kevin Sutherland	69	71	73	69	282	5,156
53T	Jay Don Blake	72	68	72	70	282	5,156
53T	Gabriel Hjertstedt	70	69	73	70	282	5,156
53T	Lee Rinker	69	68	74	71	282	5,156
53T	Brad Fabel	67	68	71	76	282	5,156
64T	Tom Kite	69	70	74	70	283	4,830
64T	Jim Carter	67	72	67	75	283	4,830
64T	Grant Waite	70	70	67	74	283	4,830
67	Dave Stockton Jr.	71	69	75	69	284	4,732
68	R.W. Eaks	67	73	74	71	285	4,692
69T	Craig Stadler	71	70	71	74	286	4,600
69T	Steve Lowery	70	69	75	72	286	4,600
69T	Robert Damron	74	66	70	76	286	4,600
72	David Toms	71	69	76	71	287	4,508
73T	Billy Andrade	71	69	77	71	288	4,439
73T	Neal Lancaster	69	71	73	75	288	4,439

DID NOT MAKE CUT

Bob Estes	(67 - 75) - 142	Tom Byrum	(72 - 73) - 145
Paul Stankowski	(68 - 74) - 142	Olin Browne	(76 - 69) - 145
Billy Mayfair	(74 - 68) - 142	Esteban Toledo	(76 - 69) - 145
Brett Quigley	(75 - 67) - 142	Mike Standly	(72 - 73) - 145
Brad Faxon	(73 - 69) - 142	Ben Crenshaw	(75 - 71) - 146
Loren Roberts	(75 - 67) - 142	Tommy Tolles	(72 - 74) - 146
Lee Janzen	(74 - 68) - 142	Mike Reid	(70 - 76) - 146
Frank Lickliter	(69 - 73) - 142	Vijay Singh	(71 - 75) - 146
Russ Cochran	(70 - 72) - 142	Wayne Grady	(72 - 74) - 146
Jeff Gallagher	(70 - 72) - 142	Dave Stockton	(71 - 75) - 146
Hajime Meshiai	(69 - 73) - 142	Omar Uresti	(74 - 73) - 147
Mike Hulbert	(71 - 72) - 143	Billy Ray Brown	(76 - 72) - 148
Paul Goydos	(72 - 71) - 143	David Sutherland	(76 - 72) - 148
Scott Simpson	(76 - 67) - 143	Brad Elder	(73 - 75) - 148
Duffy Waldorf	(76 - 68) - 144	Keith Clearwater	(71 - 78) - 149
D.A. Weibring	(74 - 70) - 144	Phil Mickelson	(78 - 72) - 150
Greg Kraft	(71 - 73) - 144	Trevor Dodds	(76 - 76) - 152
Steve Pate	(78 - 67) - 145	Rod Curl	(78 - 78) - 156
		Bill Glasson	74-wd

1998 CHAMPIONSHIP RACE

At 18

1T	Harrison Frazer	64
2T	David Duval	66
2T	Jim Furyk	66
2T	Lanny Wadkins	66
2T	Phil Blackmar	66
6T	(11 players tied)	67
17T	TOM WATSON	68
	(tied with 15 others)	

At 54

1T	TOM WATSON	199
1T	Harrison Frazer	199
1T	Jim Furyk	199
4	Jeff Sluman	200
5T	Rocco Mediate	201
5T	Kenny Perry	201

At 72

1	TOM WATSON	265
2	Jim Furyk	267
3	Jeff Sluman	269
4	Harrison Frazer	270
5	John Cook	271
6T	Jim Gallagher Jr.	272
6T	Kenny Perry	272

At 36

1T	Harrison Frazer	131
2T	Mark Calcavecchia	133
2T	Jim Furyk	133
2T	Kenny Perry	133
5T	TOM WATSON	134
	(tied with 4 others)	

HIGHLIGHTS



Tom Watson

Youngsters grabbed most of the headlines in the tournament's early going, with David Duval, Jim Furyk and unknown Harrison Frazer posting low scores. Veterans Jeff Sluman and Mark Calcavecchia lurked close.

But it was one of the greatest players of all time who stole the show on the weekend. 48-year-old Tom Watson fired a 65-66 finish to win by two shots. The popular victory included a dramatic, defining shot -- a spectacular 8-iron from a fairway bunker on the 9th hole. The lie produced an off-balance stance, and the shot required a difficult carry into a gusting wind, over water to the green. This hole had cost Watson a title once before. Coincidentally, he nailed the critical shot 10 feet from the pin, sank the birdie putt and rode the momentum to victory. Watson became the oldest player ever to win at Colonial.

1997 COLONIAL RESULTS

May 22-25

Rank	Player	R1	R2	R3	R4	Total	Money
1	David Frost	66	63	69	67	265	\$288,000
2T	Brad Faxon	63	66	70	68	267	140,800
2T	David Ogrin	66	67	62	72	267	140,800
4T	Tiger Woods	67	65	64	72	268	70,400
4T	Paul Goydos	64	65	68	71	268	70,400
6T	Bob Tway	65	66	69	69	269	55,600
6T	Dudley Hart	68	66	68	67	269	55,600
8	Jim Furyk	64	67	67	72	270	49,600
9	John Huston	67	67	67	70	271	46,400
10T	Loren Roberts	67	68	66	71	272	40,000
10T	Steve Pate	69	66	64	73	272	40,000
10T	Glen Day	69	70	65	68	272	40,000
13T	Jeff Sluman	66	69	68	70	273	32,000
13T	Justin Leonard	64	67	68	74	273	32,000
15T	Jeff Maggert	71	67	68	68	274	25,600
15T	Kirk Triplett	69	64	67	74	274	25,600
15T	Stewart Cink	69	66	67	72	274	25,600
15T	Greg Kraft	67	68	69	70	274	25,600
15T	Shigeki Maruyama	69	68	68	69	274	25,600
20T	Bill Glasson	67	69	70	69	275	20,000
20T	Billy Andrade	67	70	68	70	275	20,000
22T	Steve Elkington	69	71	65	71	276	13,047
22T	Phil Mickelson	70	64	70	72	276	13,047
22T	Bruce Lietzke	69	68	68	71	276	13,047
22T	Mark Brooks	68	69	69	70	276	13,047
22T	Craig Stadler	73	66	67	70	276	13,047
22T	Lee Janzen	71	68	67	70	276	13,047
22T	Patrick Burke	68	70	68	70	276	13,047
22T	Emlyn Aubrey	69	67	76	64	276	13,047
22T	Russ Cochran	71	67	71	67	276	13,047
22T	Billy Ray Brown	68	67	70	71	276	13,047
22T	Kazuhiro Hosokawa	71	69	66	70	276	13,047
33T	Fuzzy Zoeller	71	65	70	71	277	8,100
33T	Lanny Wadkins	66	70	71	70	277	8,100
33T	Larry Nelson	68	69	70	70	277	8,100
33T	Fulton Allem	67	69	67	74	277	8,100
33T	Tommy Tolles	66	70	71	70	277	8,100
33T	Scott Hoch	70	70	69	68	277	8,100
33T	Brent Geiberger	69	65	68	75	277	8,100
33T	Phil Blackmar	70	66	68	73	277	8,100
41T	David Duval	65	70	66	77	278	5,600
41T	D.A. Weirbring	68	66	69	75	278	5,600
41T	Mike Standly	69	67	72	70	278	5,600
41T	Bob Estes	71	69	67	71	278	5,600
41T	Mike Brisky	72	68	71	67	278	5,600
41T	Kevin Sutherland	69	69	72	68	278	5,600
41T	Grant Waite	70	70	65	73	278	5,600
48T	Mike Hulbert	69	70	71	69	279	4,021
48T	Tom Kite	70	67	69	73	279	4,021
48T	Payne Stewart	68	66	68	77	279	4,021
48T	Len Mattiace	73	67	67	72	279	4,021
48T	John Morse	71	67	70	71	279	4,021
48T	Larry Rinker	66	73	65	75	279	4,021
54T	Corey Pavin	71	68	71	70	280	3,584
54T	Peter Jacobsen	67	71	70	72	280	3,584
54T	Billy Mayfair	68	72	73	67	280	3,584
54T	Scott Simpson	68	72	71	69	280	3,584
54T	Brian Henninger	65	74	73	68	280	3,584
54T	Willie Wood	70	70	70	70	280	3,584
54T	Doug Martin	72	67	70	71	280	3,584
54T	Robert Damron	71	68	67	74	280	3,584
54T	Joe Ozaki	72	68	69	71	280	3,584
63T	Joey Sindelar	68	69	73	71	281	3,376
63T	Tim Herron	67	73	71	70	281	3,376
63T	Jeff Gallagher	67	72	67	75	281	3,376
63T	Marco Dawson	70	70	67	74	281	3,376
67	Craig Parry	70	67	74	71	282	3,296
68T	Blaine McCallister	70	68	73	73	284	3,248
68T	Ed Fiori	67	71	70	76	284	3,248
70T	Davis Love III	70	70	74	71	285	3,184
70T	Kelly Gibson	70	66	72	77	285	3,184
72	Mark Calcavecchia	67	70	76	74	287	3,136
73	Duffy Waldorf	69	71	72	76	288	3,104
	Fred Funk	67	65	71	wd		

DID NOT MAKE CUT

Woody Austin	(71 - 70) - 141	Joe Durant	(72 - 71) - 143
Steve Lowery	(72 - 69) - 141	Lennie Clements	(73 - 70) - 143
Rocco Mediate	(69 - 72) - 141	Tom Watson	(72 - 72) - 144
Steve Jones	(74 - 67) - 141	Guy Boros	(71 - 73) - 144
Paul Stankowski	(76 - 65) - 141	Nolan Henke	(72 - 73) - 145
Andrew Magee	(69 - 72) - 141	Keith Clearwater	(71 - 74) - 145
Tom Lehman	(70 - 71) - 141	Scott Gump	(73 - 72) - 145
Stuart Appleby	(69 - 72) - 141	Alberto Ochoa	(71 - 75) - 146
Clarence Rose	(70 - 72) - 142	Mike Reid	(74 - 73) - 147
David Edwards	(74 - 68) - 142	Jim Gallagher Jr.	(72 - 75) - 147
Robert Gamez	(70 - 72) - 142	Dave Stockton Jr.	(73 - 74) - 147
Omar Uresti	(74 - 68) - 142	Chip Beck	(75 - 73) - 148
Phil Tataurangi	(74 - 68) - 142	Jerry Kelly	(73 - 76) - 149
Tom Purtzer	(76 - 67) - 143	Sandy Lyle	(73 - 76) - 149
Ben Crenshaw	(73 - 70) - 143	Rod Curl	(81 - 75) - 156
		Jay Don Blake	73-wd

1997 CHAMPIONSHIP RACE

At 18

1	Brad Faxon	63	13,047
2T	Justin Leonard	64	13,047
2T	Paul Goydos	64	13,047
2T	Jim Furyk	64	13,047
5T	Bob Tway	65	13,047
5T	David Duval	65	13,047
5T	Brian Henninger	65	13,047
8T	DAVID FROST	66	13,047

(tied with five others)

At 36

1T	DAVID FROST	129	8,100
1T	Brad Faxon	129	8,100
1T	Paul Goydos	129	8,100
4T	Justin Leonard	131	8,100
4T	Bob Tway	131	8,100
4T	Jim Furyk	131	8,100
7T	Tiger Woods	132	8,100
7T	Fred Funk	132	8,100

At 54

1	David Ogrin	195
2	Tiger Woods	196
3	Paul Goydos	197
4T	DAVID FROST	198
4T	Jim Furyk	198
6T	Justin Leonard	199
6T	Brad Faxon	199
6T	Steve Pate	199
9T	Bob Tway	200
9T	Kirk Triplett	200

At 72

1	DAVID FROST	265
2T	Brad Faxon	267
2T	David Ogrin	267
4T	Tiger Woods	268
4T	Paul Goydos	268

HIGHLIGHTS



David Frost

Perfect course and scoring conditions greeted the field, and Tigermania gripped Fort Worth with the rookie phenom making his Colonial debut. On Friday David Frost equaled Brad Faxon's first-round 63 to share the 36-hole lead at a record-tying 11 under par. Saturday Texan David Ogrin and Tiger Woods stole the spotlight, as well as the lead. The 54-hole scoring record of 15-under par had been tied by Ogrin, and the tournament record of 16-under appeared next in line to fall.

For Sunday's final round, windy conditions prevailed, however, and the field backed up.

Frost, lurking just a few shots behind the leaders, fired a brilliant 67 to overtake them and capture a two-stroke victory.

The tournament sold out of tickets well in advance of the event, a Colonial first, and broke all attendance records with an estimated 175,000 people.

1996 COLONIAL RESULTS

May 16-19

Rank	Player	R1	R2	R3	R4	Total	Money
1	Corey Pavin	69	67	69	272	\$270,000	
2	Jeff Sluman	69	67	70	274	162,000	
3	Rocco Mediate	68	66	68	73	102,000	
4	Fred Couples	70	67	68	71	72,000	
5	Davis Love III	72	70	68	67	277	60,000
6T	Ben Crenshaw	71	71	70	66	278	48,562
6T	Payne Stewart	69	69	72	68	278	48,562
6T	Tommy Tolles	72	64	75	67	278	48,562
6T	Steve Jones	67	76	68	67	278	48,562
10T	Justin Leonard	73	69	66	71	279	39,000
10T	Jeff Gallagher	66	70	71	72	279	39,000
12T	David Duval	69	69	68	74	280	30,375
12T	Bob Tway	70	70	72	68	280	30,375
12T	David Edwards	70	69	69	72	280	30,375
12T	Joe Ozaki	71	70	69	71	280	30,375
16T	Woody Austin	74	66	70	71	281	23,250
16T	Scott Hoch	71	70	69	71	281	23,250
16T	John Morse	70	79	70	72	281	23,250
16T	Emlyn Aubrey	67	69	71	74	281	23,250
20T	Brad Faxon	72	70	72	68	282	14,683
20T	Billy Mayfair	70	69	73	70	282	14,683
20T	Larry Nelson	76	67	69	70	282	14,683
20T	Bruce Lietzke	71	71	68	72	282	14,683
20T	Craig Stadler	68	68	73	73	282	14,683
20T	Jim Gallagher Jr.	70	69	72	71	282	14,683
20T	Tom Purtzer	69	69	71	73	282	14,683
20T	Mark McCumber	68	69	71	74	282	14,683
20T	Gil Morgan	70	67	70	75	282	14,683
29T	Tom Kite	68	70	75	70	283	10,200
29T	Curtis Strange	70	67	72	74	283	10,200
29T	Vijay Singh	74	70	71	68	283	10,200
32T	Peter Jacobsen	71	73	67	73	284	8,300
32T	Craig Parry	70	69	75	70	284	8,300
32T	Roger Maltbie	70	70	71	73	284	8,300
32T	Brett Ogle	68	72	67	77	284	8,300
32T	David Ogren	70	67	74	73	284	8,300
32T	Franklin Langham	72	72	69	71	284	8,300
38T	Steve Elkington	70	73	71	71	285	6,000
38T	Gene Sauers	70	73	73	69	285	6,000
38T	Wayne Levi	66	68	74	77	285	6,000
38T	Omar Uresti	66	69	75	75	285	6,000
38T	Jim Furyk	68	73	70	74	285	6,000
38T	Scott Verplank	70	66	73	76	285	6,000
38T	Mike Heinen	69	71	69	76	285	6,000
38T	Phil Blackmar	74	66	77	68	285	6,000
46T	Tom Watson	73	69	69	75	286	3,900
46T	Mark Brooks	71	67	75	73	286	3,900
46T	John Huston	69	71	70	76	286	3,900
46T	Mike Hulbert	71	70	66	79	286	3,900
46T	Lennie Clements	73	71	71	71	286	3,900
46T	Allen Doyle	70	74	75	67	286	3,900
46T	Bob Lohr	70	70	76	70	286	3,900
46T	Neal Lancaster	72	71	70	73	286	3,900
46T	Doug Martin	70	72	70	74	286	3,900
55	Fred Funk	72	71	70	74	287	3,450
56T	Nick Price	69	70	72	77	288	3,345
56T	Fuzzy Zoeller	69	75	70	74	288	3,345
56T	Mike Reid	73	69	72	74	288	3,345
56T	Don Pooley	70	73	71	74	288	3,345
56T	Steve Lowery	73	70	72	73	288	3,345
56T	Glen Day	73	70	76	69	288	3,345
62T	Lanny Wadkins	70	68	73	78	289	3,225
62T	Sean Murphy	76	68	67	78	289	3,225
64T	Nolan Henke	68	72	78	72	290	3,150
64T	Andrew Magee	70	68	77	75	290	3,150
64T	Billy Andrade	72	69	73	76	290	3,150
67T	Ernie Els	75	69	71	76	291	3,075
67T	Brian Claar	75	68	72	76	291	3,075
69T	Dave Stockton Jr.	74	70	74	74	292	3,015
69T	Kirk Triplett	68	74	72	78	292	3,015
71T	Keith Clearwater	70	73	75	75	293	2,925
71T	Duffy Waldorf	74	69	75	75	293	2,925
71T	Marco Dawson	72	68	76	77	293	2,925
71T	Jerry Kelly	68	74	74	77	293	2,925
75	Dan Pohl	72	71	73	78	294	2,850
76	Steve Stricker	72	71	73	79	295	2,820
	Grant Waite	71	70	72	dq		

DID NOT MAKE CUT

Tom Lehman	(70 - 75) - 145	Bob Estes	(75 - 73) - 148
Clark Dennis	(72 - 73) - 145	Mark Wiebe	(76 - 72) - 148
Larry Mize	(72 - 73) - 145	Paul Goydos	(76 - 72) - 148
Wayne Grady	(77 - 68) - 145	Tim Herron	(74 - 74) - 148
Joel Edwards	(73 - 72) - 145	Fulton Allem	(74 - 74) - 148
Dave Barr	(74 - 71) - 145	Jay Delsing	(71 - 77) - 147
Hugh Royer III	(72 - 73) - 145	Loren Roberts	(76 - 73) - 149
Guy Boros	(75 - 71) - 146	Chip Beck	(75 - 74) - 149
Bobby Wadkins	(70 - 76) - 146	Steve Schneider	(70 - 79) - 149
Ted Tryba	(73 - 73) - 146	Robin Freeman	(72 - 78) - 150
Jay Don Blake	(71 - 75) - 146	D.A. Weibring	(75 - 75) - 150
Patrick Burke	(73 - 73) - 146	Jeff Maggart	(74 - 77) - 151
Brad Bryant	(71 - 75) - 146	Mark Calcavecchia	(78 - 75) - 153
David Frost	(77 - 70) - 147	Paul Stankowski	(74 - 80) - 154
Kenny Perry	(75 - 72) - 147	Rod Curl	(77 - 80) - 157
Blaine McCallister	(73 - 74) - 147	Lee Rinker	(76 - 83) - 159
Brandel Chamblee	(74 - 73) - 147	John Adams	84-wd
		Ian Baker-Finch	w/d

1996 CHAMPIONSHIP RACE

At 18		At 54		
1T	Jeff Gallagher	66	1 Rocco Mediate	202
1T	Omar Uresti	66	2 COREY PAVIN	203
1T	Wayne Levi	66	3 Fred Couples	205
4T	Emlyn Aubrey	67	4T Jeff Sluman	206
4T	Steve Jones	67	4T David Duval	206
6T	(nine players tied at 68)	68	6T Jeff Gallagher	207
15T	COREY PAVIN	69	6T Emlyn Aubrey	207
	(tied with eight others)		6T Gil Morgan	207
			6T Brett Ogle	207
			6T Mike Hulbert	207


At 36

1T	Rocco Mediate	134
1T	Wayne Levi	134
3	Omar Uresti	135
4T	COREY PAVIN	136
4T	Craig Stadler	136
4T	Jeff Sluman	136
4T	Tommy Tolles	136
4T	Jeff Gallagher	136
4T	Scott Verplank	136
4T	Emlyn Aubrey	136

At 72

1	COREY PAVIN	272
2	Jeff Sluman	274
3	Rocco Mediate	275
4	Fred Couples	276
5	Davis Love III	277

HIGHLIGHTS



Corey Pavin

Gusty winds and fast, dry fairways greeted the field each day in 1996, so the 50th anniversary tournament was a battle for survival. It fittingly fell to a gritty, well-known shotmaker to triumph - not Ben Hogan. Corey Pavin. Comparisons to Hogan abounded after the tournament, as reigning U.S. Open Champion Pavin claimed a second Colonial title to go with his two wins at Riviera, where Hogan also thrived.

He battled the conditions to produce an incredible four straight sub-par rounds amidst a tournament that produced the highest cut on the PGA Tour up to that time in 1996 (four over). His eight-under-par total was Colonial's highest winning score since 1983. Pavin traded the lead on Sunday with Rocco Mediate and Jeff Sluman, but a birdie on #15 put him on top for good. Another birdie on the final hole was icing on the cake.

1995 COLONIAL RESULTS

May 25-28

Rank	Player	R1	R2	R3	R4	Total	Money
1	Tom Lehman	67	68	68	68	271	\$252,000
2	Craig Parry	66	65	70	71	272	151,200
3	D.A. Weibring	66	72	69	67	274	95,200
4	Woody Austin	67	69	66	73	275	67,200
5T	Justin Leonard	68	72	68	68	276	51,100
5T	Brad Faxon	67	70	75	64	276	51,100
5T	Mark McCumber	67	73	68	68	276	51,100
8T	Mark Calcavecchia	70	67	68	72	277	39,200
8T	Jeff Maggert	66	68	74	69	277	39,200
8T	Billy Mayfair	68	71	67	71	277	39,200
8T	Rocco Mediate	69	68	70	70	277	39,200
12T	Nick Price	73	69	70	66	278	29,400
12T	Scott Verplank	69	68	70	71	278	29,400
12T	David Duval	67	71	76	64	278	29,400
15T	Lanny Wadkins	69	73	67	70	279	20,335
15T	Larry Mize	72	70	69	68	279	20,335
15T	David Frost	69	72	70	68	279	20,335
15T	Steve Elkington	68	68	77	66	279	20,335
15T	Brett Ogle	67	72	72	68	279	20,335
15T	Billy Andrade	65	71	72	71	279	20,335
15T	Mike Hulbert	66	70	68	75	279	20,335
15T	Jay Don Blake	70	72	73	64	279	20,335
23T	Tom Kite	70	68	71	71	280	12,110
23T	Peter Jacobsen	69	71	69	71	280	12,110
23T	Jeff Sluman	69	67	76	68	280	12,110
23T	Lennie Clements	64	69	74	73	280	12,110
23T	Dave Barr	68	72	71	69	280	12,110
23T	Brad Bryant	67	74	72	67	280	12,110
29T	Bruce Lietzke	67	70	74	70	281	9,310
29T	Gil Morgan	73	68	70	70	281	9,310
29T	Bob Tway	70	69	70	72	281	9,310
29T	Mike Standly	70	72	71	68	281	9,310
33T	Phil Mickelson	69	71	73	69	282	7,087
33T	Scott Simpson	74	68	70	70	282	7,087
33T	Kenny Perry	73	68	74	67	282	7,087
33T	Steve Lowery	73	69	71	69	282	7,087
33T	Fred Funk	69	71	71	71	282	7,087
33T	Kirk Triplett	69	72	71	70	282	7,087
33T	Neal Lancaster	71	71	70	70	282	7,087
33T	Glen Day	70	72	69	71	282	7,087
41T	Tom Watson	68	69	70	76	283	5,180
41T	Fuzzy Zoeller	66	72	74	71	283	5,180
41T	David Edwards	67	71	75	70	283	5,180
41T	Robin Freeman	72	69	68	74	283	5,180
41T	Mike Sullivan	70	71	72	70	283	5,180
46T	Dan Pohl	68	72	75	69	284	3,808
46T	Steve Pate	72	69	70	73	284	3,808
46T	Loren Roberts	70	70	71	73	284	3,808
46T	Jim McGovern	67	75	77	65	284	3,808
46T	John Mahaffey	69	72	71	72	284	3,808
46T	Keith Fergus	69	70	76	69	284	3,808
52T	Payne Stewart	66	72	74	73	285	3,248
52T	Clark Dennis	64	74	76	71	285	3,248
52T	Guy Boros	73	69	75	68	285	3,248
52T	Scott Hoch	69	70	74	72	285	3,248
52T	Tray Tyner	68	70	74	73	285	3,248
52T	Robert Gamez	68	69	75	73	285	3,248
58T	Curtis Strange	66	72	71	77	286	3,108
58T	Davis Love III	70	68	74	74	286	3,108
58T	Charlie Rymer	72	70	75	69	286	3,108
61T	Bob Lohr	68	74	73	72	287	3,038
61T	Paul Goydos	69	68	73	77	287	3,038
63T	Jerry Pate	67	73	76	72	288	2,968
63T	Gary Hallberg	70	71	74	73	288	2,968
63T	Joe Ozaki	68	74	73	73	288	2,968
66T	Joey Sindelar	67	72	76	75	289	2,884
66T	Chip Beck	68	71	77	74	289	2,884
66T	Paul Stankowski	70	71	74	75	289	2,884
69	Michael Bradley	68	70	75	80	290	2,828
70	Mike Reid	68	73	80	73	291	2,800
71	John Huston	71	71	76	x	wd	

DID NOT MAKE CUT

Ernie Els	(71 - 72) - 143	Keith Clearwater	(71 - 74) - 145
Corey Pavin	(72 - 71) - 143	Donnie Hammond	(68 - 77) - 145
Mark O'Meara	(71 - 72) - 143	Gene Sauers	(70 - 75) - 145
Blaine McCallister	(72 - 71) - 143	Ted Tryba	(72 - 73) - 145
Mark McNulty	(72 - 71) - 143	Larry Nelson	(72 - 74) - 146
Bill Glasson	(70 - 73) - 143	Nolan Henke	(69 - 77) - 146
Greg Kraft	(71 - 72) - 143	Wayne Grady	(69 - 77) - 146
Kelly Gibson	(72 - 71) - 143	Dillard Pruitt	(72 - 74) - 146
Duffy Waldorf	(70 - 73) - 143	John Cook	(74 - 72) - 146
Hale Irwin	(72 - 72) - 144	Tom Purtzer	(71 - 76) - 147
Mark Brooks	(72 - 72) - 144	Lee Janzen	(70 - 77) - 147
Fulton Allem	(71 - 73) - 144	Andy North	(68 - 79) - 147
Jim Gallagher Jr.	(72 - 72) - 144	<i>Trip Kuehne</i>	(75 - 72) - 147
Jodie Mudd	(72 - 72) - 144	John Daly	(71 - 77) - 148
Dave Stockton Jr.	(73 - 71) - 144	Andrew Magee	(73 - 75) - 148
Brian Claar	(70 - 74) - 144	Tommy Tolles	(72 - 76) - 148
Jim Furyk	(74 - 70) - 144	Dan Forsman	(73 - 75) - 148
Pete Jordan	(72 - 72) - 144	<i>Anthony Rodriguez</i>	(69 - 80) - 149
Brian Henninger	(69 - 76) - 145	Ben Crenshaw	(75 - 75) - 150
Dicky Pride	(75 - 70) - 145	Bob Estes	(75 - 77) - 152
Brandel Chamblee	(71 - 74) - 145	Ian Baker-Finch	(76 - 76) - 152
Mike Heinen	(72 - 73) - 145	Rod Curl	(78 - 76) - 154
			Mike Springer	wd

1995 CHAMPIONSHIP RACE

At 18		At 54			
1T	Clark Dennis	64	1	Craig Parry	201
1T	Lennie Clements	64	2	Woody Austin	202
3T	Billy Andrade	65	3	TOMLEHMAN	203
4T	Curtis Strange	66	4	Mike Hulbert	204
4T	Fuzzy Zoeller	66	5	Mark Calcavecchia	205
4T	Payne Stewart	66	6	Billy Mayfair	206
4T	Jeff Maggert	66	7T	Tom Watson	207
4T	D.A. Weibring	66	(tied with four others)		
4T	Craig Parry	66	At 72		
4T	Mike Hulbert	66	1	TOMLEHMAN	271
11T	TOMLEHMAN	67	2	Craig Parry	272
(tied with 11 others)			3	D.A. Weibring	273
			4	Woody Austin	274
At 36			5T	Justin Leonard	275
1	Craig Parry	131	5T	Brad Faxon	275
2	Lennie Clements	133	5T	Mark McCumber	275
3	Jeff Maggert	134			
4	TOMLEHMAN	135			

HIGHLIGHTS



Tom Lehman

Tom Lehman said on Saturday that he needed patience to maintain his good play, but he almost took it too far. He waited until the last two holes on Sunday, when a dramatic birdie-birdie finish lifted him to a one-stroke win over Australian Craig Parry. The thrilling 24-foot putt that climaxed his round on 18 marked only the third time in 49 years that the 72nd hole at Colonial had been birdied for victory. Parry, the third round leader playing right behind Lehman, tried to match the birdie effort, but his putt slid over the left lip. Lehman is the only champion to birdie holes 17 and 18 for the win.

Strong, gusty winds on Saturday and tucked pin positions Sunday combined to produce Colonial's lowest winning score in five years, the single-digit total of nine under par.

1994 COLONIAL RESULTS

May 26-30

Rank	Player	R1	R2	R3	R4	Total	Money
1	Nick Price	65	70	67	64	266*	\$252,000
2	Scott Simpson	66	65	64	71	266*	151,200
3	Hale Irwin	64	70	68	65	267	95,200
4	Peter Jordan	68	70	66	66	270	67,200
5T	Tom Lehman	66	66	69	70	271	51,100
5T	Brad Faxon	70	66	67	68	271	51,100
5T	Gary Hallberg	67	67	65	72	271	51,100
8	Phil Mickelson	68	68	71	65	272	43,400
9T	Corey Pavin	68	67	69	70	274	37,800
9T	John Cook	66	71	67	70	274	37,800
9T	Mark McCumber	68	69	67	70	274	37,800
12T	Mark Calcavecchia	68	69	71	67	275	29,400
12T	Ben Crenshaw	69	69	69	68	275	29,400
12T	Fuzzy Zoeller	68	70	68	69	275	29,400
15T	David Edwards	72	67	68	69	276	23,800
15T	Clark Dennis	69	69	67	71	276	23,800
15T	David Frost	65	68	75	68	276	23,800
18T	Kenny Perry	73	67	69	68	277	18,900
18T	Ken Green	67	68	69	75	277	18,900
18T	Kirk Triplett	71	68	69	69	277	18,900
18T	Joe Ozaki	70	69	71	67	277	18,900
22T	John Huston	70	68	65	75	278	14,560
22T	Bob Estes	67	71	71	69	278	14,560
22T	Guy Boros	70	63	71	74	278	14,560
25T	Tom Purtzer	71	69	70	69	279	10,920
25T	Steve Pate	69	64	74	72	279	10,920
25T	Wayne Grady	71	65	68	75	279	10,920
25T	Lennie Clements	70	68	67	74	279	10,920
25T	David Ogriin	70	68	68	73	279	10,920
30T	Lee Janzen	70	70	71	69	280	7,478
30T	Bruce Lietzke	67	72	69	72	280	7,478
30T	Loren Roberts	70	65	71	74	280	7,478
30T	Dave Stockton Jr.	69	68	68	75	280	7,478
30T	D.A. Weibring	69	70	68	73	280	7,478
30T	Andrew Magee	67	73	71	69	280	7,478
30T	Scott Hoch	68	70	69	73	280	7,478
30T	Mike Reid	67	66	71	76	280	7,478
30T	Roger Maltbie	69	67	72	72	280	7,478
30T	Mike Heinen	70	70	68	72	280	7,478
30T	Glen Day	69	68	71	72	280	7,478
30T	Mike Springer	67	71	73	69	280	7,478
42T	Davis Love III	72	69	71	69	281	4,900
42T	Mark Brooks	68	67	72	74	281	4,900
42T	Brett Ogle	72	70	67	72	281	4,900
42T	Joey Sindelar	71	70	72	68	281	4,900
42T	Steve Stricker	71	67	67	76	281	4,900
47T	Dave Stockton	70	68	71	73	282	3,845
47T	Mike Hulbert	70	67	71	74	282	3,845
47T	Steve Lowery	71	71	71	69	282	3,845
50T	Keith Clearwater	70	68	67	78	283	3,409
50T	Tom Byrum	72	69	71	69	283	3,409
50T	Jodie Mudd	70	71	72	70	283	3,409
50T	Donnie Hammond	68	70	69	76	283	3,409
50T	John Harris	69	72	71	71	283	
55	Brian Henninger	69	71	70	74	284	3,248
56T	Greg Norman	70	69	71	75	285	3,136
56T	Jeff Maggert	71	66	75	73	285	3,136
56T	Howard Twitty	70	68	73	74	285	3,136
56T	David Feherty	67	72	68	78	285	3,136
56T	Dave Barr	71	71	69	74	285	3,136
56T	Bruce Fleisher	71	70	71	73	285	3,136
56T	Jay Don Blake	69	65	74	77	285	3,136
63T	Jeff Sluman	73	68	74	71	286	2,996
63T	Mark Carnevale	69	73	67	77	286	2,996
63T	Hajime Meshiai	66	74	72	74	286	2,996
66T	Hai Sutton	72	70	70	75	287	2,912
66T	Fred Funk	68	71	70	78	287	2,912
66T	John Inman	68	72	74	73	287	2,912
69	Billy Mayfair	71	71	72	74	288	2,856
70	Michael Allen	69	73	72	76	290	2,828
71T	Doug Tewell	68	70	75	78	291	2,786
71T	Paul Goydos	70	72	75	74	291	2,786
73	Rick Fehr	71	70	77	75	293	2,744

Name in italics indicate amateur.

DID NOT MAKE CUT

Jim Thorpe	(73 - 70) - 143	Bob Gilder	(70 - 75) - 145
Larry Rinker	(68 - 75) - 143	Ian Baker-Finch	(70 - 75) - 145
Bob Tway	(71 - 72) - 143	Mark O'Meara	(70 - 75) - 145
Curtis Strange	(70 - 73) - 143	John Adams	(75 - 70) - 145
Nolan Henke	(71 - 72) - 143	Chip Beck	(70 - 75) - 145
Duffy Waldorf	(71 - 72) - 143	Dave Rummells	(72 - 74) - 146
Blaine McCallister	(72 - 71) - 143	Lanny Wadkins	(73 - 73) - 146
Fulton Allem	(73 - 71) - 144	Dan Pohl	(69 - 77) - 146
Jim Gallagher Jr.	(72 - 72) - 144	Richard Zokol	(72 - 75) - 147
Ted Tryba	(74 - 70) - 144	Gil Morgan	(76 - 72) - 148
Jeff Woodland	(74 - 70) - 144	Jesper Parnevik	(79 - 69) - 148
Craig Parry	(69 - 75) - 144	Brandel Chamblee	(71 - 78) - 149
Bob Lohr	(72 - 72) - 144	Denis Watson	(73 - 76) - 149
Greg Kraft	(71 - 73) - 144	Russ Cochran	(76 - 74) - 150
Grant Waite	(69 - 75) - 144	Dow Finsterwald Jr.	(78 - 73) - 151
John Morse	(72 - 72) - 144	Robert Gamez	78-dq
Russell Beiersdorf	(71 - 73) - 144	Mike Standly	79-wd

1994 CHAMPIONSHIP RACE

At 18		At 36			
1	Hale Irwin	64	11T NICKPRICE	135	
2T	NICKPRICE	65	(tied with three others)		
2T	David Frost	65	At 54		
4T	Scott Simpson	66	1	Scott Simpson	195
4T	John Cook	66	2	Gary Hallberg	199
4T	Tom Lehman	66	3	Tom Lehman	201
4T	Hajime Meshiai	66	4T	NICKPRICE	202
At 36					
1	Scott Simpson	131	4T	Hale Irwin	202
2	Tom Lehman	132	4T	Ken Green	202
At 72					
3T	David Frost	133	1	NICKPRICE	266
3T	Steve Pate	133	2	Scott Simpson	266
3T	Mike Reid	133	3	Hale Irwin	267
3T	Guy Boros	133	4	Peter Jordan	270
3T	Ken Green	133	5T	Brad Faxon	271
8T	Hale Irwin	134	5T	Tom Lehman	271
8T	Jay Don Blake	134	5T	Gary Hallberg	271
8T	Gary Hallberg	134			

HIGHLIGHTS



Nick Price

Nick Price staged the greatest come-from-behind victory in Colonial history, dropping five consecutive birdie putts on the back nine to shoot 64 and catch leader Scott Simpson. Price began the day seven shots back, but Simpson's one-over 71 opened the door. Two-time U.S. Open champ Hale Irwin also charged on Sunday, but fell one stroke short of the sudden-death playoff between Price and Simpson. In the playoff, the hot Price birdied the first playoff hole (#18) to claim the title.

Rain and lightning dogged the tournament all week, with completion of the first round postponed until Friday. The second round was completed Saturday morning, with the field wrapping up 54 holes just before dark. Weather struck again Sunday, delaying play once and then ending it that evening with 18 players still on the course. At the time, Simpson had a one-shot lead over Irwin and a two-shot lead over Price. The exciting race to the finish took place Monday morning, with Price birdieing his first two holes. It was the first Colonial event to go past Sunday since 1965. Making their debut at Colonial as Champions' Choices were Dave Stockton Jr. and Guy Boros, two sons of Colonial champs.

*In sudden death, Price beat Simpson with birdie on first extra hole (#18).

1993 COLONIAL RESULTS

May 27-30

Rank	Player	R1	R2	R3	R4	Total	Money
1	Fulton Allem	66	63	68	67	264	\$234,000
2	Greg Norman	69	64	64	68	265	140,400
3	Jeff Maggert	65	68	68	66	267	88,400
4T	Duffy Waldorf	65	69	69	65	268	57,200
4T	Loren Roberts	66	70	66	66	268	57,200
6T	Tom Watson	69	64	71	65	269	43,550
6T	John Huston	66	70	66	67	269	43,550
6T	David Edwards	69	67	63	70	269	43,550
9T	Corey Pavin	70	65	67	68	270	36,400
9T	Keith Clearwater	71	61	69	69	270	36,400
11T	Lee Janzen	70	65	75	61	271	26,650
11T	Mark Calcavecchia	69	64	69	69	271	26,650
11T	Hale Irwin	68	66	69	68	271	26,650
11T	Gil Morgan	67	69	69	66	271	26,650
11T	Tom Lehman	72	65	65	69	271	26,650
11T	D.A. Weirbring	66	68	68	69	271	26,650
17	David Frost	68	66	71	67	272	20,800
18T	Rick Fehr	68	71	66	68	273	18,850
18T	Wayne Levi	71	68	71	63	273	18,850
20T	Mark Brooks	72	66	68	68	274	16,250
20T	Russ Cochran	66	67	77	64	274	16,250
22T	Dan Forsman	68	69	67	71	275	12,480
22T	Billy Mayfair	71	68	67	69	275	12,480
22T	Jim Thorpe	73	68	67	67	275	12,480
22T	Dick Mast	64	66	69	76	275	12,480
22T	Kirk Triplett	71	68	67	69	275	12,480
27T	Craig Stadler	69	68	70	69	276	9,035
27T	Mike Hulbert	68	73	72	63	276	9,035
27T	Craig Parry	69	69	70	68	276	9,035
27T	Fred Funk	70	71	71	64	276	9,035
27T	Bill Glasson	67	70	74	65	276	9,035
27T	Massy Kuramoto	73	67	65	71	276	9,035
33T	Bruce Lietzke	69	72	70	66	277	6,034
33T	Ian Baker-Finch	74	67	68	68	277	6,034
33T	Ben Crenshaw	72	69	68	68	277	6,034
33T	Fuzzy Zoeller	69	68	70	70	277	6,034
33T	Mark Wiebe	68	71	70	68	277	6,034
33T	Roger Maltbie	68	68	73	68	277	6,034
33T	Dudley Hart	71	69	71	66	277	6,034
33T	Jay Don Blake	71	71	69	66	277	6,034
33T	Bruce Fleisher	71	71	65	70	277	6,034
33T	Greg Kraft	71	66	68	72	277	6,034
33T	Bill Britton	70	66	72	69	277	6,034
33T	Kenny Perry	70	70	66	71	277	6,034
45T	Nick Price	69	70	68	71	278	3,578
45T	Steve Elkington	70	68	74	66	278	3,578
45T	Larry Mize	68	71	69	70	278	3,578
45T	Gene Sauers	68	69	69	72	278	3,578
45T	Michael Allen	74	68	68	68	278	3,578
45T	Jodie Mudd	72	68	68	70	278	3,578
45T	Ted Schulz	71	69	70	68	278	3,578
45T	Clark Dennis	70	67	68	73	278	3,578
53T	Blaine McCallister	70	70	69	70	279	2,995
53T	Brad Faxon	69	73	68	69	279	2,995
53T	Russell Beiersdorf	72	68	69	70	279	2,995
53T	Brian Claar	69	68	71	71	279	2,995
53T	Brad Fabel	73	69	69	68	279	2,995
58	Tom Kite	72	66	71	71	280	2,912
59T	Stan Utley	72	69	69	71	281	2,873
59T	Greg Twigg	72	69	69	71	281	2,873
61T	Phil Blackmar	68	74	72	68	282	2,795
61T	Steve Pate	67	72	76	67	282	2,795
61T	Jim McGovern	72	70	70	70	282	2,795
61T	Gary Hallberg	71	70	70	71	282	2,795
65T	Davis Love III	72	70	72	69	283	2,678
65T	Brett Ogle	70	71	70	72	283	2,678
65T	Ed Dougherty	75	67	71	70	283	2,678
65T	Dave Barr	68	72	73	70	283	2,678
65T	Tom Byrum	72	70	69	69	283	2,678
70	Wayne Grady	73	69	69	73	284	2,600
71T	Mark O'Meara	69	71	73	73	286	2,561
71T	Steve Lowery	73	68	70	75	286	2,561
71T	<i>Justin Leonard</i>	73	69	72	72	286	
74	Jim Gallagher	71	68	73	75	287	2,522
75	Tad Rhyan	70	71	72	75	288	2,496
76	Mark Hayes	69	72	72	77	290	2,470

DID NOT MAKE CUT

Doug Tewell	(69 - 70) - 139-wd	Peter Persons	(76 - 70) - 146
Scott Hoch	(69 - 74) - 143	Bobby Clampett	(74 - 73) - 147
Kelly Gibson	(73 - 70) - 143	Andrew Magee	(79 - 69) - 148
Chip Beck	(76 - 67) - 143	Hal Sutton	(73 - 75) - 148
Rocco Mediate	(70 - 73) - 143	Richard Zokol	(73 - 75) - 148
Mike Standly	(69 - 74) - 143	Bob Tway	(73 - 75) - 148
Dillard Pruitt	(75 - 68) - 143	Bobby Wadkins	(77 - 72) - 149
Dave Rummells	(68 - 75) - 143	Joel Edwards	(72 - 77) - 149
Tom Purtzer	(73 - 71) - 144	Trevor Dodds	(74 - 76) - 150
Joey Sindelar	(77 - 67) - 144	Phil Mickelson	(76 - 74) - 150
Denis Watson	(74 - 70) - 144	John Mahaffey	(77 - 74) - 151
Dan Pohl	(71 - 74) - 145	Jeff Sluman	(74 - 77) - 151
Ed Humenik	(73 - 72) - 145	Robert Gamez	(77 - 74) - 151
Billy Andrade	(76 - 69) - 145	Rod Curl	(84 - 68) - 152
Howard Twitty	(73 - 72) - 145	Billy Ray Brown	(77 - 76) - 153
Mark Carnevale	(72 - 73) - 145	Payne Stewart	69-dq
Joe Ozaki	(74 - 71) - 145	David Peoples	73-wd
John Flannery	(74 - 72) - 146	Peter Jacobsen	76-wd
Bob Estes	(72 - 74) - 146		

1993 CHAMPIONSHIP RACE

At 18		At 54		
1	Dick Mast	64	1T FULTON ALLEM	197
2T	Jeff Maggert	65	1T Greg Norman	197
2T	Duffy Waldorf	65	3T David Edwards	199
4T	FULTON ALLEM	66	3T Dick Mast	199
4T	Russ Cochran	66	5T Keith Clearwater	201
4T	John Huston	66	5T Jeff Maggert	201
4T	D.A. Weirbring	66		
4T	Loren Roberts	66		
At 36		At 72		
1	FULTON ALLEM	129	1 FULTON ALLEM	264
2	Dick Mast	130	2 Greg Norman	265
3	Keith Clearwater	132	3 Jeff Maggert	267
4T	Greg Norman	133	4T Duffy Waldorf	268
4T	Tom Watson	133	4T Loren Roberts	268
6T	Tom Watson	133	6T Tom Watson	269
6T	David Edwards	133	6T David Edwards	269
4T	Mark Calcavecchia	133	6T John Huston	269
4T	Jeff Maggert	133		

HIGHLIGHTS



Fulton Allem

Fulton Allem took on "The Shark" in a final-day head-to-head battle, and scrambled his way to a tension-filled 67 to nip Greg Norman by a shot and cap a record-smashing year at Colonial. Fast fairways and a complete lack of wind for four days left the usually challenging track defenseless, resulting in new scoring records in practically every category. Allem, a native South African, broke the 36-, 54- and 72-hole records. Despite Allem's birdies on 16 and 17 Sunday, Norman drained a 15-foot birdie putt on 18 to supply one last dose of pressure. Allem calmly knocked in his 5-

footer for par and the win. Former champ Keith Clearwater set a new back nine mark of 7-under 28 en route to a new 18-hole record of 9-under 61 on Friday. On Sunday Lee Janzen shot 61 to tie the mark while Wayne Levi set a new front nine record of 28.

A late Friday afternoon downpour softened the greens and contributed to the low scoring. A full week of good weather brought one of the biggest crowds in Colonial history out in force. They saw a horse race from Thursday's starting gun, in which any player who stopped for air got left behind. A record 57 players finished under par for the tournament.

Name in italics indicate amateur.

1992 COLONIAL RESULTS

May 21-24

Rank	Player	R1	R2	R3	R4	Total	Money
1	Bruce Lietzke	69	68	64	66	267*	\$234,000
2	Corey Pavin	68	64	70	65	267*	140,400
3	Jim Gallagher	70	68	63	68	269	88,400
4T	Mark Brooks	69	66	68	67	270	57,200
4T	Rick Fehr	69	68	69	64	270	57,200
6T	Greg Norman	70	68	69	65	272	42,087
6T	Keith Clearwater	66	69	69	68	272	42,087
6T	John Cook	69	71	67	65	272	42,087
6T	Dillard Pruitt	67	68	69	68	272	42,087
10T	Ben Crenshaw	70	67	70	66	273	28,817
10T	Craig Stadler	66	67	71	69	273	28,817
10T	Mark Calcavecchia	69	66	68	70	273	28,817
10T	Jeff Sluman	72	65	68	68	273	28,817
10T	Bruce Fleisher	68	69	70	66	273	28,817
10T	Fulton Allem	69	65	71	68	273	28,817
16T	Lanny Wadkins	72	68	68	66	274	17,073
16T	Ray Floyd	70	65	72	67	274	17,073
16T	Davis Love III	65	69	68	72	274	17,073
16T	Wayne Grady	71	69	65	69	274	17,073
16T	Larry Mize	71	68	65	70	274	17,073
16T	Gil Morgan	68	71	70	65	274	17,073
16T	Nolan Henke	70	68	68	68	274	17,073
16T	Richard Zokol	70	70	71	66	274	17,073
16T	Brian Claar	67	69	70	68	274	17,073
25T	Tom Watson	72	70	66	67	275	10,140
25T	Hale Irwin	71	65	71	68	275	10,140
25T	Gene Sauers	68	70	71	66	275	10,140
25T	Lee Janzen	71	68	71	65	275	10,140
25T	Ed Dougherty	72	68	67	68	275	10,140
30T	Ian Baker-Finch	72	67	69	69	276	8,255
30T	Billy Mayfair	65	71	73	67	276	8,255
30T	Jeff Maggert	71	71	69	65	276	8,255
30T	Clark Dennis	68	71	69	68	276	8,255
34T	Payne Stewart	70	68	71	68	277	6,565
34T	Mike Reid	68	71	71	67	277	6,565
34T	D.A. Weibring	69	70	71	67	277	6,565
34T	Fred Funk	74	66	70	67	277	6,565
34T	Tom Byrum	70	69	67	71	277	6,565
34T	Neal Lancaster	76	64	73	64	277	6,565
40T	Tom Kite	70	66	72	70	278	4,556
40T	Peter Jacobsen	72	68	67	71	278	4,556
40T	Steve Elkington	68	70	70	70	278	4,556
40T	Steve Pate	70	67	69	72	278	4,556
40T	Jay Haas	68	67	73	70	278	4,556
40T	Dan Forsman	70	69	66	73	278	4,556
40T	Bill Britton	69	73	70	66	278	4,556
40T	Jim Hallett	71	68	68	71	278	4,556
40T	Larry Rinker	70	72	66	70	278	4,556
49T	Fuzzy Zoeller	73	66	71	69	279	3,176
49T	Chip Beck	70	71	69	69	279	3,176
49T	Tom Weiskopf	72	70	69	68	279	3,176
49T	Joey Sindelar	72	69	65	73	279	3,176
49T	Blaine McCallister	67	67	70	75	279	3,176
49T	Scott Gump	74	67	67	71	279	3,176
55T	Nick Price	71	67	71	71	280	2,951
55T	Tim Simpson	73	65	71	71	280	2,951
55T	John Huston	71	69	70	70	280	2,951
55T	Jim Thorpe	72	70	68	70	280	2,951
59T	Kenny Perry	70	72	71	68	281	2,847
59T	Rocco Mediate	70	69	71	71	281	2,847
59T	Mike Standly	67	68	73	73	281	2,847
59T	Kirk Triplett	67	70	69	75	281	2,847
63T	Scott Hoch	69	72	69	72	282	2,756
63T	Russ Cochran	72	68	69	73	282	2,756
63T	Ronnie Black	75	66	67	74	282	2,756
66T	Roger Maltbie	70	71	71	72	284	2,678
66T	Gary Hallberg	68	70	74	72	284	2,678
66T	Hal Sutton	72	69	71	72	284	2,678
69T	Ken Green	73	69	72	71	285	2,561
69T	Jodie Mudd	69	71	74	71	285	2,561
69T	David Edwards	68	72	73	72	285	2,561
69T	Bob Lohr	72	70	71	72	285	2,561
69T	Mike Hulbert	72	69	70	74	285	2,561
69T	Bob Gilder	70	72	70	73	285	2,561
75	Brad Faxon	74	68	74	71	287	2,470
76	Robert Gamez	70	72	74	73	289	2,444
77	Denis Watson	70	72	78	70	290	2,418


DID NOT MAKE CUT

Wayne Levi	(71 - 68) - 139-wd	David Frost	(77 - 68) - 145
Duffy Waldorf	(75 - 68) - 143	Loren Roberts	(74 - 71) - 145
Tom Sieckmann	(73 - 70) - 143	Tom Lehman	(74 - 71) - 145
Scott Simpson	(74 - 69) - 143	Phil Blackmar	(75 - 71) - 146
Bruce Zabriski	(72 - 71) - 143	Jim Woodward	(75 - 71) - 146
Howard Twitty	(71 - 72) - 143	Doug Tewell	(73 - 74) - 147
Bob Estes	(75 - 68) - 143	David Peoples	(74 - 74) - 148
Mark Wiebe	(72 - 71) - 143	Dan Pohl	(76 - 73) - 149
Mike Donald	(74 - 69) - 143	Ed Humenik	(78 - 71) - 149
Stan Utley	(72 - 71) - 143	Mitch Voges	(75 - 74) - 149
Bob Tway	(70 - 73) - 143	Billy Andrade	(75 - 75) - 150
Buddy Gardner	(72 - 72) - 144	Ted Schulz	(75 - 75) - 150
Tom Purtzer	(72 - 72) - 144	Scott Verplank	(75 - 76) - 151
Kenny Knox	(74 - 70) - 144	Rod Curl	(70 - 81) - 151
Andrew Magee	(74 - 70) - 144	John Daly	(77 - 74) - 151
Dave Rummells	(71 - 74) - 145	Chris Tucker	(74 - 79) - 153
Billy Ray Brown	(72 - 73) - 145	Dow Finsterwald Jr.	(73 - 82) - 155

1992 CHAMPIONSHIP RACE

At 18		At 54			
1T	Davis Love III	65	1T	BRUCE LIETZKE	201
1T	Billy Mayfair	65	1T	Jim Gallagher	201
3	Keith Clearwater	66	3T	Davis Love III	202
4T	(4 players tied)	67	3T	Corey Pavin	202
8T	(8 players tied)	68	5T	Mark Calcavecchia	203
16T	BRUCE LIETZKE	69	5T	Mark Brooks	203
(tied with 4 others)					
At 36		At 72			
1	Corey Pavin	132	1	BRUCE LIETZKE	267
2	Craig Stadler	133	2	Corey Pavin	267
3T	(3 players tied)	134	4T	Jim Gallagher	269
6T	(7 players tied)	135	4T	Mark Brooks	270
13T	(4 players tied)	136	4T	Rick Fehr	270
17T	BRUCE LIETZKE	137			
(tied with 7 others)					

HIGHLIGHTS



Bruce Lietzke

Bruce Lietzke solidified his reputation as the "Part-time Wonder" with his second Colonial championship, but it took a sudden-death playoff birdie against another former Colonial champ to do it. Lietzke eliminated 1985 champ Corey Pavin on the first extra hole (#17) to become the seventh multiple winner at Colonial, and only the sixth winner to card four consecutive sub-par rounds. Pavin had tied Lietzke in regulation with a birdie on #17, but could not convert again as his playoff putt still slipped past the right lip.

A record 57 golfers broke par in the second round, but no other scoring marks were broken or tied despite ideal conditions. Four former champs finished in the top 10, however, and that is a record.

**In sudden death, Lietzke beat Pavin with birdie on first extra hole (#17).*

Name in italics indicate amateur.

1991 COLONIAL RESULTS

May 23-26

Rank	Player	R1	R2	R3	R4	Total	Money
1	Tom Purtzer	70	66	67	64	267	\$216,000
2T	Scott Hoch	67	67	70	66	270	89,600
2T	David Edwards	66	68	68	68	270	89,600
2T	Bob Lohr	68	68	63	71	270	89,600
5T	Mark Calcavecchia	65	68	68	70	271	45,600
5T	Fred Funk	65	68	68	70	271	45,600
7T	Ian Baker-Finch	70	65	71	66	272	36,150
7T	Tom Watson	68	66	69	69	272	36,150
7T	Wayne Grady	68	67	67	70	272	36,150
7T	Stan Utley	68	64	69	71	272	36,150
11T	Scott Simpson	70	67	67	69	273	27,600
11T	Keith Clearwater	68	64	69	72	273	27,600
11T	Jim Hallett	66	72	64	71	273	27,600
14T	Chip Beck	71	68	69	66	274	21,000
14T	Jeff Sluman	68	66	68	72	274	21,000
14T	Bobby Wadkins	70	67	67	70	274	21,000
14T	Russ Cochran	71	66	68	69	274	21,000
18T	Bruce Lietzke	66	69	70	70	275	15,648
18T	Doug Tewell	70	70	65	70	275	15,648
18T	Mike Hulbert	67	70	65	73	275	15,648
18T	Gene Sauers	66	66	68	75	275	15,648
18T	Nolan Henke	68	69	65	73	275	15,648
23T	Dan Pohl	71	67	70	68	276	10,380
23T	Steve Elkington	73	69	62	72	276	10,380
23T	Blaine McCallister	68	69	68	71	276	10,380
23T	Wayne Levi	67	65	73	71	276	10,380
23T	Chris Perry	66	65	70	75	276	10,380
23T	Clark Dennis	69	70	70	67	276	10,380
29T	Dan Forsman	71	70	72	64	277	7,980
29T	Loren Roberts	67	66	69	75	277	7,980
29T	Peter Persons	65	70	72	70	277	7,980
29T	Ed Dougherty	68	68	70	71	277	7,980
33T	Corey Pavin	71	66	71	70	278	6,206
33T	Bob Tway	73	69	68	68	278	6,206
33T	Mike Reid	69	72	68	69	278	6,206
33T	Phil Blackmar	69	72	71	66	278	6,206
33T	Dan Halldorson	67	69	71	71	278	6,206
33T	David Peoples	70	65	69	74	278	6,206
33T	Dave Barr	68	72	68	70	278	6,206
40T	Curtis Strange	70	70	67	72	279	4,800
40T	Larry Mize	67	68	71	73	279	4,800
40T	Steve Pate	68	71	68	72	279	4,800
40T	Buddy Gardner	73	64	70	72	279	4,800
44T	Davis Love III	71	69	70	70	280	3,628
44T	John Huston	69	72	66	73	280	3,628
44T	Robert Gamez	70	68	71	71	280	3,628
44T	Jim Gallagher Jr.	68	70	70	72	280	3,628
44T	Brad Faxon	69	68	70	73	280	3,628
44T	Duffy Waldorf	68	71	71	70	280	3,628
50T	Tom Kite	69	71	69	72	281	2,853
50T	Rocco Mediate	75	67	66	73	281	2,853
50T	Billy Mayfair	67	68	72	74	281	2,853
50T	Ken Green	69	70	70	72	281	2,853
50T	Kenny Knox	74	65	70	72	281	2,853
50T	Robert Wrenn	72	67	69	73	281	2,853
50T	Kirk Triplett	69	70	72	70	281	2,853
57T	Lanny Wadkins	70	69	73	70	282	2,652
57T	Nick Price	72	69	67	74	282	2,652
57T	Billy Andrade	70	72	71	69	282	2,652
57T	Dave Rummells	72	67	69	74	282	2,652
57T	Mark Lye	66	75	73	68	282	2,652
57T	Brian Tennyson	70	70	67	75	282	2,652
63T	Kenny Perry	73	69	70	71	283	2,556
63T	Mike Smith	70	71	70	72	283	2,556
65T	Tim Simpson	71	71	74	68	284	2,484
65T	Ray Floyd	69	69	74	72	284	2,484
65T	Jerry Pate	71	71	74	68	284	2,484
65T	Mark Wiebe	69	72	69	74	284	2,484
69T	Tom Byrum	68	71	75	72	286	2,412
69T	John Mahaffey	68	70	74	74	286	2,412
71	Bob Wolcott	73	69	71	74	287	2,376
72T	Joey Sindelar	74	68	75	71	288	2,340
72T	Denis Watson	70	72	71	75	288	2,340
74	Tommy Armour III	73	68	74	78	293	2,304
75	Mike Donald	69	73	76	77	295	2,280
	Mike Springer	71	71	69	wd	x	(2,256)

DID NOT MAKE CUT

Brian Claar	(73 - 30)	- 143	Billy Ray Brown	(72 - 74)	- 146
D.A. Weibring	(75 - 68)	- 143	Craig Stadler	(76 - 70)	- 146
Dave Stockton	(68 - 75)	- 143	Andrew Magee	(76 - 70)	- 146
Payne Stewart	(72 - 71)	- 143	David Frost	(74 - 72)	- 146
Gil Morgan	(73 - 70)	- 143	Bob Estes	(71 - 75)	- 146
Ryoken Kawagishi	(73 - 70)	- 143	Lindy Miller	(74 - 72)	- 146
Tom Sieckmann	(73 - 70)	- 143	Curt Byrum	(75 - 72)	- 147
Jerry Haas	(73 - 70)	- 143	Jim Thorpe	(72 - 75)	- 147
Peter Jacobsen	(72 - 72)	- 144	Andy North	(74 - 73)	- 147
David Graham	(72 - 72)	- 144	Mark Brooks	(72 - 75)	- 147
Jay Delsing	(76 - 68)	- 144	John Daly	(73 - 74)	- 147
Jay Don Blake	(74 - 70)	- 144	Dow Finsterwald Jr.	(80 - 69)	- 149
Ben Crenshaw	(70 - 75)	- 145	Larry Silveira	(75 - 74)	- 149
Mark O'Meara	(72 - 73)	- 145	Scott Verplank	(75 - 75)	- 150
Roger Maltbie	(73 - 73)	- 146	Sam Randolph	(76 - 75)	- 151
Jeff Maggert	(72 - 74)	- 146	Rod Curl	(76 - 78)	- 154

1991 CHAMPIONSHIP RACE

At 18		At 54	
1T Mark Calcavecchia	65	1 Bob Lohr	199
1T Fred Funk	65	2 Gene Sauers	200
1T Peter Persons	65	3T Mark Calcavecchia	201
4T (6 players tied)	66	3T Keith Clearwater	201
10T(7 players tied)	67	3T Fred Funk	201
17T(16 players tied)	68	3T Chris Perry	201
33T(11 players tied)	69	3T Stan Utley	201
44TTOM PURTZER	70	8T (7 players tied)	202
(tied with 13 others)		15TTOM PURTZER	203
		15TTom Watson	203
At 36			
1 Chris Perry	131		
2T Keith Clearwater	132	1 TOM PURTZER	267
2T Gene Sauers	132	2T Scott Hoch	270
2T Wayne Levi	132	2T David Edwards	270
2T Stan Utley	132	2T Bob Lohr	270
6T (3 players tied)	133	5T Mark Calcavecchia	271
9T (4 players tied)	134	5T Fred Funk	271
13T(7 players tied)	135		
20TTOM PURTZER	136		
(tied with 3 others)			
At 72			

HIGHLIGHTS



Tom Purtzer

Tom Purtzer, the man with the perfect swing, used a dramatic, once-in-a-lifetime birdie putt from a sand trap on the back nine to catapult himself into the Colonial winner's circle. No champion has ever surpassed so many competitors on the final day, or had come from farther back after the first round (44th). Purtzer's six-under 64 jumped over 14 players Sunday, as his Texas wedge from the back trap on #13 completed a seven-birdie day. His 13-under total was just one off the record. Purtzer went on to his best year ever on Tour, winning the World Series of Golf and more than \$750,000.

The field set record birdie binges the first three days, as scoring conditions were perfect, but collars tightened Sunday with the \$216,000 first prize on the line. Steve Elkington tied the course record of 62 on Saturday, and former champ Keith Clearwater tied the front nine record of 29. Tom Watson finished seventh and in the process became the first player in Colonial history to score four sub-par rounds twice without winning (1978 & 1991). He also scored the first eagle on No. 10 in tournament history.

1990 COLONIAL RESULTS

May 17-20

Rank	Player	R1	R2	R3	R4	Total	Money
1	Ben Crenshaw.....	69	65	72	66	272	\$180,000
2T	John Mahaffey.....	67	72	70	66	275	74,667
2T	Nick Price.....	72	68	67	68	275	74,667
2T	Corey Pavin.....	66	71	70	68	275	74,667
5T	Curtis Strange.....	68	69	69	70	276	38,000
5T	Mike Hulbert.....	71	70	72	63	276	38,000
7T	Payne Stewart.....	70	72	68	67	277	30,125
7T	Gene Sauers.....	72	74	69	62	277	30,125
7T	Andrew Magee.....	71	71	69	66	277	30,125
7T	Brian Tennyson.....	73	68	70	66	277	30,125
11T	John Huston.....	69	67	72	70	278	22,000
11T	Russ Cochran.....	65	69	73	71	278	22,000
11T	Kenny Perry.....	69	71	71	67	278	22,000
11T	Rocco Mediate.....	73	72	68	65	278	22,000
15T	Ian Baker-Finch.....	73	71	71	64	279	16,000
15T	Tom Purtzer.....	67	70	73	69	279	16,000
15T	Scott Verplank.....	78	68	68	65	279	16,000
15T	Billy Mayfair.....	67	68	74	70	279	16,000
15T	Stan Utley.....	68	72	69	70	279	16,000
20T	Gil Morgan.....	72	67	75	66	280	11,240
20T	Tom Byrum.....	71	71	72	66	280	11,240
20T	Billy Andrade.....	72	68	73	67	280	11,240
20T	Tim Simpson.....	70	70	69	71	280	11,240
20T	Loren Roberts.....	69	74	69	68	280	11,240
25T	Peter Jacobsen.....	67	72	70	69	281	7,975
25T	Tom Watson.....	71	72	68	70	281	7,975
25T	David Frost.....	72	70	68	71	281	7,975
25T	Hale Irwin.....	73	71	69	68	281	7,975
29T	Scott Simpson.....	70	72	72	68	282	6,358
29T	Hal Sutton.....	71	72	70	69	282	6,358
29T	Curt Byrum.....	68	69	74	71	282	6,358
29T	Dan Forsman.....	70	71	73	68	282	6,358
29T	Mike Donald.....	70	73	68	71	282	6,358
29T	Scott Hoch.....	67	73	68	74	282	6,358
35T	Larry Mize.....	73	70	68	72	283	4,930
35T	Davis Love III.....	71	70	72	70	283	4,930
35T	Kenny Knox.....	70	74	71	68	283	4,930
35T	Dave Rummells.....	71	76	71	65	283	4,930
35T	David Peoples.....	74	73	68	68	283	4,930
40T	Bruce Lietzke.....	70	73	69	72	284	4,100
40T	Clark Dennis.....	69	70	72	73	284	4,100
40T	Richard Zokol.....	67	71	76	70	284	4,100
43T	Robert Gamez.....	70	74	72	69	285	3,300
43T	Jay Haas.....	76	68	70	71	285	3,300
43T	Blaine McCallister.....	69	68	72	68	285	3,300
43T	Joe Ozaki.....	72	75	70	68	285	3,300
43T	P.H. Horgan III.....	73	72	71	69	285	3,300
48T	Bobby Wadkins.....	72	73	71	70	286	2,620
48T	Jay Delsing.....	74	70	73	69	286	2,620
48T	Robert Wrenn.....	73	69	69	75	286	2,620
51T	Fuzzy Zoeller.....	72	73	71	71	287	2,353
51T	Bob Estes.....	73	69	71	74	287	2,353
51T	Billy Ray Brown.....	70	72	70	75	287	2,353
51T	Ronnie Black.....	69	77	69	72	287	2,353
51T	Bill Sander.....	73	70	74	70	287	2,353
51T	Denis Watson.....	72	73	71	71	287	2,353
57T	Lanny Wadkins.....	72	74	68	74	288	2,220
57T	Steve Elkington.....	70	75	72	71	288	2,220
57T	Jim Thorpe.....	73	74	72	69	288	2,220
57T	Mike Sullivan.....	74	72	74	68	288	2,220
57T	Bob Eastwood.....	72	70	78	68	288	2,220
62T	Paul Azinger.....	71	72	74	72	289	2,120
62T	Joey Sindelar.....	75	71	71	72	289	2,120
62T	Ray Floyd.....	74	69	73	73	289	2,120
62T	David Edwards.....	77	67	77	68	289	2,120
62T	Mark Wiebe.....	69	73	77	70	289	2,120
67T	Jerry Pate.....	72	72	77	69	290	2,050
67T	Fulton Allem.....	71	76	75	69	290	2,050
69	Keith Clearwater.....	71	75	76	70	292	2,220
70T	Jodie Mudd.....	78	69	74	72	293	1,990
70T	Doug Tewell.....	75	67	78	73	293	1,990
72	Tom Kite.....	73	74	77	70	294	1,960
73T	Duffy Waldorf.....	72	70	78	75	295	1,920
73T	Jim Gallagher Jr.....	75	72	74	74	295	1,920
73T	Tommy Armour III.....	70	75	79	71	295	1,920
76	Leonard Thompson.....	73	74	74	75	296	1,880
77	Tom Sieckmann.....	73	74	76	75	298	1,860

DID NOT MAKE CUT

Bill Britton.....	(76 - 72) - 148	Chris Perry.....	(77 - 74) - 151
Peter Persons.....	(74 - 74) - 148	Dave Stockton.....	(77 - 75) - 152
Jay Don Blake.....	(76 - 72) - 148	Dow Finsterwald Jr.	(79 - 74) - 153
Jeff Sluman.....	(74 - 74) - 148	Bobby Gee.....	(78 - 75) - 153
Steve Pate.....	(73 - 75) - 148	Clarence Rose.....	(78 - 76) - 154
Mark O'Meara.....	(75 - 74) - 149	Brad Faxon.....	(78 - 76) - 154
Mark Brooks.....	(76 - 73) - 149	David Graham.....	(75 - 79) - 154
Chip Beck.....	(73 - 76) - 149	Chris Patton.....	(78 - 77) - 154
Jim Carter.....	(74 - 75) - 149	David Ogrin.....	(75 - 80) - 155
Rod Curl.....	(74 - 75) - 149	Roger Maltbie.....	(75 - 81) - 155
Andy North.....	(75 - 75) - 150	Joel Edwards.....	(82 - 75) - 156
Mark Calcavecchia.....	(76 - 74) - 150	Ed Fiori.....	70-wd
Bob Tway.....	(76 - 74) - 150	Bill Glasson.....	72-wd
Bob Gilder.....	(73 - 77) - 150	Mark Lye.....	79-wd
D.A. Weibring.....	(80 - 70) - 150		
Tom Weiskopf.....	(74 - 76) - 150		

1990 CHAMPIONSHIP RACE

At 18		At 54			
1	Russ Cochran.....	65	1T BEN CRENSHAW.....	206	
2	Corey Pavin.....	66	1T Curtis Strange.....	206	
3T	Tom Purtzer.....	67	3T Nick Price.....	207	
3T	John Mahaffey.....	67	3T Corey Pavin.....	207	
3T	Scott Hoch.....	67	3T Russ Cochran.....	207	
3T	Billy Mayfair.....	67	6T Scott Hoch.....	208	
3T	Richard Zokol.....	67	6T John Huston.....	208	
8T	(3 players tied at 68)				
11T	BEN CRENSHAW.....	69			
	(tied with 7 others)				
	At 36				
1T	BEN CRENSHAW.....	134			
1T	Russ Cochran.....	134	1	BEN CRENSHAW.....	272
3	Billy Mayfair.....	135	2T	John Mahaffey.....	275
4	John Huston.....	136	2T	Nick Price.....	275
			2T	Corey Pavin.....	275
			5T	Curtis Strange.....	276
			5T	Mike Hulbert.....	276

HIGHLIGHTS



Ben Crenshaw

Perennial Colonial favorite Ben Crenshaw captured his second title in 20 years here. His five-under 30 on the first nine of the final round turned a horse race into no contest.

His famous "Little Ben" putter, having been stolen and later returned earlier in the year, was hot. Crenshaw missed no putts within 15 feet on Sunday, including just 12 putts on the opening nine holes. Close pursuers Curtis Strange, Nick Price and 1985 Colonial champ Corey Pavin could not keep pace, as windy conditions helped the revered layout play its toughest in seven years. Crenshaw became one of only six men to achieve multiple winner status here.

Early-morning calm on Sunday helped Gene Sauers tie the course record of 62, while Mike Hulbert tied the back nine record of 29. A score of 10 on one hole was recorded, for the second time in 44 years of competition, twice.

Names in *italics* designate amateurs.

1989 COLONIAL RESULTS

May 18-21

Rank	Player	1R	2R	3R	4R	Total	Money
1	Ian Baker-Finch.....	65	70	65	70	270	\$180,000
2	David Edwards.....	72	69	68	65	274	108,000
3T	David Frost.....	70	66	71	69	276	58,000
3T	Tim Simpson.....	71	71	66	68	276	58,000
5T	Curtis Strange.....	74	71	66	66	277	36,500
5T	Lon Hinkle.....	74	69	66	68	277	36,500
5T	Nick Price.....	70	66	68	73	277	36,500
8T	Paul Azinger.....	70	74	69	65	278	28,000
8T	Payne Stewart.....	70	70	70	68	278	28,000
8T	Scott Simpson.....	71	67	70	70	278	28,000
8T	Isao Aoki.....	66	74	66	72	278	28,000
12T	Mike Donald.....	70	74	69	66	279	19,600
12T	Chip Beck.....	74	72	66	67	279	19,600
12T	Doug Tewell.....	71	71	68	69	279	19,600
12T	David Ogrin.....	72	69	68	70	279	19,600
12T	Fulton Allem.....	66	73	69	71	279	19,600
17T	Davis Love III.....	73	72	66	69	280	13,533
17T	Mike Sullivan.....	67	70	74	69	280	13,533
17T	Joey Sindelar.....	72	68	71	69	280	13,533
17T	Mark Calcavecchia.....	68	72	71	69	280	13,533
17T	Mike Hulbert.....	70	69	71	70	280	13,533
17T	Clarence Rose.....	67	71	69	73	280	13,533
23T	Steve Pate.....	71	70	72	68	281	9,600
23T	Nick Faldo.....	72	72	68	69	281	9,600
23T	Billy Mayfair.....	71	73	67	70	281	9,600
26T	Chris Perry.....	71	74	70	67	282	7,400
26T	Steve Elkington.....	70	70	73	69	282	7,400
26T	Gil Morgan.....	70	68	74	70	282	7,400
26T	Tom Purtzer.....	76	70	66	70	282	7,400
26T	Brad Faxon.....	72	68	70	72	282	7,400
31T	Andy North.....	70	75	71	67	283	5,800
31T	Robert Wrenn.....	73	71	68	71	283	5,800
31T	Mark O'Meara.....	73	68	70	72	283	5,800
31T	Morris Hatafsky.....	69	74	68	72	283	5,800
31T	Keith Clearwater.....	68	72	70	73	283	5,800
31T	Dave Barr.....	74	69	66	74	283	5,800
37T	Loren Roberts.....	71	72	71	70	284	4,800
37T	Tom Byrum.....	73	69	70	72	284	4,800
39T	D.A. Weibring.....	69	77	70	69	285	4,100
39T	Mark Wiebe.....	70	71	75	69	285	4,100
39T	Bruce Lietzke.....	75	69	70	71	285	4,100
39T	Jim Carter.....	75	69	69	72	285	4,100
39T	Corey Pavin.....	70	73	68	74	285	4,100
44T	Mark Brooks.....	72	70	75	69	285	4,100
44T	Donnie Hammond.....	71	70	73	72	286	3,023
44T	Ben Crenshaw.....	71	73	69	73	286	3,023
44T	Buddy Gardner.....	71	73	69	73	286	3,023
44T	Andy Bean.....	69	72	71	74	286	3,023
44T	Mike Reid.....	72	71	69	74	286	3,023
50T	Peter Jacobsen.....	71	73	73	70	287	2,490
50T	Tom Kite.....	72	69	73	73	287	2,490
52T	John Mahaffey.....	71	74	71	72	287	2,490
52T	Ed Fiori.....	70	70	74	74	288	2,345
52T	Brad Bryant.....	73	73	67	75	288	2,345
52T	Sam Randolph.....	71	70	72	75	288	2,345
56T	Russ Cochran.....	69	72	78	70	289	2,270
56T	Billy Andrade.....	77	69	70	73	289	2,270
58T	Bill Glasson.....	71	74	77	68	290	2,230
58T	Scott Verplank.....	71	74	74	71	290	2,230
60T	Rod Curl.....	76	69	77	69	291	2,180
60T	Larry Mize.....	71	74	70	76	291	2,180
60T	Jim Gallagher.....	72	72	71	76	291	2,180
63T	Hale Irwin.....	72	72	77	71	292	2,100
63T	Larry Rinker.....	73	72	73	74	292	2,100
63T	Jerry Pate.....	72	70	74	76	292	2,100
63T	Gary Hallberg.....	70	74	72	76	292	2,100
63T	David Graham.....	74	70	70	78	292	2,100
68T	Dan Pohl.....	72	72	76	73	293	2,030
68T	Dave Stockton.....	71	73	75	74	293	2,030
70	Andrew Magee.....	70	76	74	74	294	2,000
71	Ray Floyd.....	73	73	78	73	297	1,980

DID NOT MAKE CUT

Bobby Wadkins.....	(72 - 75) - 147	Curt Byrum.....	(75 - 75) - 150
Jim Hallet.....	(74 - 73) - 147	Ted Schulz.....	(73 - 77) - 150
Dave Rummells.....	(69 - 78) - 147	Greg Twiggs.....	(76 - 75) - 151
Dave Eichelberger.....	(74 - 73) - 147	Kenny Knox.....	(76 - 76) - 152
John Inman.....	(76 - 71) - 147	Willie Wood.....	(75 - 77) - 152
Lee Trevino.....	(74 - 73) - 147	Jay Haas.....	(77 - 75) - 152
Bob Tway.....	(74 - 73) - 147	Bob Lohr.....	(80 - 72) - 152
Fred Couples.....	(69 - 78) - 147	John Huston.....	(78 - 75) - 153
Mark Hayes.....	(70 - 78) - 148	Jim Booros.....	(77 - 76) - 153
Phil Blackmar.....	(75 - 73) - 148	Denis Watson.....	(75 - 79) - 154
Dan Forsman.....	(80 - 68) - 148	Ralph Howe III.....	(80 - 86) - 156
Mac O'Grady.....	(75 - 73) - 148	Tommy Armour.....	80-wd
Lanny Wadkins.....	(73 - 75) - 148	Blaine McCallister.....	dq
Tom Sieckmann.....	(74 - 75) - 149	Billy Ray Brown.....	dq
Mark Lye.....	(73 - 76) - 149	Bill Rogers.....	dq
John Cook.....	(77 - 72) - 149	Mark Pfingston.....	dq

1989 CHAMPIONSHIP RACE

At 18		At 54			
1	Ian Baker-Finch.....	65	1	IAN BAKER-FINCH.....	200
2T	Isao Aoki.....	66	2	Nick Price.....	204
2T	Fulton Allem.....	66	3	Isao Aoki.....	206
4T	Clarence Rose.....	67	4T	David Frost.....	207
4T	Mike Sullivan.....	67	4T	Clarence Rose.....	207
At 36		At 72			
1	IAN BAKER-FINCH.....	135	1	IAN BAKER-FINCH.....	270
2T	David Frost.....	136	2	David Edwards.....	274
2T	Nick Price.....	136	3T	David Frost.....	276
4	Mike Sullivan.....	137	3T	Tim Simpson.....	276

HIGHLIGHTS



Ian Baker-Finch

Ian Baker-Finch became only the ninth Colonial champ in 43 years to lead the tournament from start to finish. No one has done it since. Making his second appearance here as a sponsor's exemption, Baker-Finch started things off with a smooth 65 to lead by one. Windy conditions pushed him back to a 70 on Friday, but also kept the field at bay, still one stroke behind. Then another 65 on Saturday gave him a four-stroke cushion that held up through Sunday. The young Australian joined countrymen Bruce Crampton (1965) and Bruce Devlin (1966) as Colonial's champs from "Down Under." It marked the first victory on the American Tour for Baker-Finch, but the

10th of his worldwide career.

Paul Azinger became the second player in history to eagle the fifth hole, and Chris Perry and Chip Beck each two different par threes (16 and 8, respectively) less than five minutes apart on Sunday. Early-week rains wiped out the Wednesday Pro-Am for the first time in Colonial history.

Names in italics designate amateurs.

1988 COLONIAL RESULTS

May 19-22

Rank	Player	1R	2R	3R	4R	Total	Money
1	Lanny Wadkins	67	68	70	65	270	\$135,000
2T	Ben Crenshaw	69	67	68	67	271	56,000
2T	Mark Calcavecchia	68	69	68	66	271	56,000
2T	Joey Sindelar	71	65	67	68	271	56,000
5	Clarence Rose	67	68	65	74	274	30,000
6T	Mark Wiebe	72	67	69	67	275	25,125
6T	David Graham	71	66	70	68	275	25,125
6T	Scott Hoch	67	68	71	69	275	25,125
9T	Chip Beck	71	70	69	67	277	21,000
9T	David Frost	74	66	69	68	277	21,000
11T	Russ Cochran	71	69	72	66	278	15,900
11T	Ken Green	72	67	68	71	278	15,900
11T	Mark Lye	72	71	63	72	278	15,900
11T	John Inman	67	72	67	72	278	15,900
11T	John Mahaffey	69	71	66	72	278	15,900
16T	D.A. Weibring	71	67	72	69	279	10,875
16T	Mark O'Meara	71	71	68	69	279	10,875
16T	Tom Purtzer	74	68	68	69	279	10,875
16T	Mac O'Grady	70	70	69	70	279	10,875
16T	Paul Azinger	70	68	70	71	279	10,875
22T	Steve Pate	69	67	71	72	279	10,875
22T	Mike Hulbert	69	68	75	68	280	6,417
22T	Mike Donald	72	71	69	68	280	6,417
22T	John Cook	77	65	69	69	280	6,417
22T	Dave Rummells	71	66	73	70	280	6,417
22T	Bob Tway	70	70	70	70	280	6,417
22T	Bobby Wadkins	71	71	67	71	280	6,417
22T	Payne Stewart	75	65	68	72	280	6,417
22T	Lee Trevino	69	71	68	72	280	6,417
22T	John Huston	70	67	69	74	280	6,417
31T	Ed Fioni	68	75	69	69	281	4,547
31T	Scott Verplank	72	69	69	71	281	4,547
31T	Doug Tewell	70	70	69	72	281	4,547
31T	Mark Brooks	70	73	64	74	281	4,547
35T	Tom Kite	75	70	67	70	282	3,955
35T	Dave Stockton	73	69	70	70	282	3,955
37T	Scott Simpson	73	68	71	71	283	3,525
37T	Jodie Mudd	67	72	72	72	283	3,525
37T	Gil Morgan	70	69	68	76	283	3,525
40T	David Canipe	71	74	68	71	284	3,075
40T	Jeff Sluman	75	66	73	70	284	3,075
40T	Ronnie Black	69	74	69	72	284	3,075
43T	Kenny Knox	76	68	69	72	285	2,475
43T	Bob Lohr	76	69	67	73	285	2,475
43T	Jim Carter	70	72	70	73	285	2,475
43T	Tommy Nakajima	70	72	69	74	285	2,475
43T	Rick Fehr	70	69	70	76	285	2,475
48T	Lennie Clements	72	72	71	71	286	1,818
48T	Billy Mayfair	73	71	72	70	286	1,818
48T	David Ogryn	77	68	69	72	286	1,818
48T	Ray Floyd	72	70	73	71	286	1,818
48T	Fuzzy Zoeller	76	68	69	73	286	1,818
48T	Andrew Magee	72	72	69	73	286	1,818
48T	Buddy Gardner	68	72	73	73	286	1,818
48T	Bill Glasson	73	68	72	73	286	1,818
48T	Corey Pavin	74	68	71	73	286	1,818
48T	Larry Rinker	70	72	70	74	286	1,818
48T	Robert Wrenn	72	67	71	76	286	1,818
59T	Bruce Lietzke	70	71	73	73	287	1,672
59T	Danny Edwards	69	71	72	75	287	1,672
61T	Mike Reid	71	74	75	68	288	1,635
61T	Sam Randolph	72	73	72	71	288	1,635
61T	Richard Zokol	73	71	73	71	288	1,635
64T	Denis Watson	71	72	74	72	289	1,590
64T	Curt Byrum	71	72	71	75	289	1,590
64T	Dan Pohl	73	69	71	76	289	1,590
67T	Donnie Hammond	72	73	74	72	291	1,552
67T	Bill Sander	74	70	73	74	291	1,552
69T	Howard Twitty	71	72	76	73	292	1,515
69T	Nick Price	76	68	74	74	292	1,515
69T	Rod Curl	74	71	71	76	292	1,515
72T	J.C. Snead	73	71	74	75	293	1,477
72T	Jim Thorpe	74	71	72	76	293	1,477
74	Bob Murphy	70	74	74	76	294	1,455

Names in italics designate amateurs.

DID NOT MAKE CUT

Chris Perry	(72 - 74) - 146	David Edwards	(76 - 72) - 148
Tom Watson	(78 - 68) - 146	Bill Rogers	(73 - 75) - 148
Keith Clearwater	(75 - 71) - 146	Peter Jacobsen	(76 - 73) - 149
Hal Sutton	(73 - 73) - 146	Hale Irwin	(76 - 73) - 149
Steve Jones	(75 - 71) - 146	Davis Love III	(79 - 70) - 149
Steve Elkington	(74 - 73) - 147	Mike Tschetter	(77 - 72) - 149
Andy North	(72 - 75) - 147	Fulton Allem	(77 - 73) - 150
Larry Mize	(75 - 72) - 147	Gary Hallberg	(77 - 73) - 150
Jim Hallet	(73 - 74) - 147	Chip Carter	(78 - 72) - 150
Tom Byrum	(74 - 73) - 147	Andy Bean	(76 - 75) - 151
Aki Ohmachi	(77 - 70) - 147	Roger Maltbie	(80 - 72) - 152
Morris Hatalsky	(74 - 73) - 147	Brian Tennyson	(76 - 76) - 152
Gene Sauers	(75 - 72) - 147	Jerry Pate	(79 - 75) - 154
Dave Barr	(73 - 74) - 147	Willie Wood	(77 - 80) - 157

1988 CHAMPIONSHIP RACE

At 18		At 54			
1T	LANNY WADKINS	67	1	Clarence Rose	200
1T	Clarence Rose	67	2	Joey Sindelar	203
1T	Jodie Mudd	67	3	Ben Crenshaw	204
1T	Scott Hoch	67	4	LANNY WADKINS	205
1T	John Inman	67	5T	Mark Calcavecchia	206
(tied with four others)					
At 36		At 72			
1T	LANNY WADKINS	135	1	LANNY WADKINS	270
1T	Clarence Rose	135	2T	Ben Crenshaw	271
1T	Scott Hoch	135	2T	Mark Calcavecchia	271
4T	Ben Crenshaw	136	2T	Joey Sindelar	271
4T	Joey Sindelar	136	2T	Clarence Rose	274
4T	Steve Pate	136	5		

HIGHLIGHTS



Lanny Wadkins

This one was a horserace from start to finish, with Lanny Wadkins scoring a dramatic birdie on the final hole to avert a four-way playoff. Wadkins' brilliant closing 65 overtook Ben Crenshaw and Joey Sindelar, who finished one shot back with Mark Calcavecchia. Former Colonial champ Crenshaw nonetheless delighted everyone with four consecutive finishing birdies, including a 40-footer on 18. The last time Colonial was won with a birdie on 18 was 1980 when Bruce Lietzke nipped, ironically, Crenshaw with a 25-footer.

Wadkins' win was a big change from his previous runs at Colonial. In fact, he skipped Colonial the previous two years because in his earlier attempts he had missed the cut four times and had never broken par in 35 rounds. His 1988 fresh start in Fort Worth paid off with three out of four sub-par rounds.

1987 COLONIAL RESULTS

May 14-17

Rank	Player	1R	2R	3R	4R	Total	Money
1	Keith Clearwater.....	67	71	64	64	266	\$108,000
2	Davis Love III.....	69	69	65	66	269	64,800
3	Dan Pohl.....	69	67	66	68	270	40,800
4T	Scott Simpson.....	67	66	70	69	272	26,400
4T	Curtis Strange.....	68	66	70	68	272	26,400
6T	Larry Mize.....	68	69	69	67	273	20,100
6T	Ben Crenshaw.....	67	69	65	72	273	20,100
6T	Jeff Sluman.....	68	69	68	68	273	20,100
9T	Tom Byrum.....	67	69	67	71	274	16,200
9T	Doug Tewell.....	68	66	68	72	274	16,200
9T	Scott Hoch.....	68	68	71	67	274	16,200
12T	Mark Lye.....	69	66	68	72	275	11,400
12T	Bobby Wadkins.....	67	69	73	66	275	11,400
12T	Chip Beck.....	66	67	71	71	275	11,400
12T	Dave Barr.....	68	70	70	67	275	11,400
12T	Bob Tway.....	68	70	70	67	275	11,400
12T	Bruce Lietzke.....	69	67	69	70	275	11,400
18T	Nick Price.....	70	68	71	67	276	8,400
18T	Gary Hallberg.....	70	68	67	71	276	8,400
18T	Fred Wadsworth.....	69	69	70	68	276	8,400
21T	Steve Elkington.....	70	63	71	73	277	6,480
21T	Tom Kite.....	69	69	69	70	277	6,480
21T	Lon Hinkle.....	68	68	70	71	277	6,480
21T	Barry Jaeckel.....	70	67	71	69	277	6,480
25T	Paul Azinger.....	70	66	70	72	278	4,680
25T	Corey Pavin.....	70	70	68	70	278	4,680
25T	Jack Renner.....	70	68	70	70	278	4,680
25T	David Frost.....	69	69	69	71	278	4,680
25T	Howard Twitty.....	69	69	69	71	278	4,680
30T	Mike Hulbert.....	72	67	69	71	279	3,566
30T	John Mahaffey.....	69	68	72	70	279	3,566
30T	Jim Colbert.....	69	70	69	71	279	3,566
30T	Mike Reid.....	68	71	68	72	279	3,566
30T	Bill Glasson.....	69	69	70	71	279	3,566
30T	Brad Fabel.....	74	64	69	72	279	3,566
30T	Bill Rogers.....	65	69	75	70	279	3,566
37T	Ed Fiori.....	69	68	71	72	280	2,760
37T	Gene Sauers.....	69	68	72	71	280	2,760
37T	Bill Sander.....	66	72	70	72	280	2,760
37T	Steve Pate.....	71	69	71	69	280	2,760
41T	Mark Brooks.....	67	71	72	71	281	2,220
41T	Peter Jacobsen.....	68	68	74	71	281	2,220
41T	Dan Forsman.....	67	72	69	73	281	2,220
41T	Hale Irwin.....	70	70	72	69	281	2,220
41T	Mark Hayes.....	68	70	72	71	281	2,220
46T	Tony Sills.....	68	70	77	67	282	1,701
46T	D. A. Weibring.....	70	69	71	72	282	1,701
46T	Tray Tyner.....	69	70	74	69	282	1,701
46T	Joey Sindelar.....	70	70	69	73	282	1,701
46T	Bob Gilder.....	68	68	73	73	282	1,701
51T	Buddy Gardner.....	69	70	72	72	283	1,436
51T	Curt Byrum.....	71	68	73	71	283	1,436
51T	Roger Maltbie.....	73	67	71	72	283	1,436
51T	Blaine McCallister.....	68	71	73	71	283	1,436
51T	Mark Calcavecchia.....	69	67	73	74	283	1,436
51T	Mark Wiebe.....	71	67	71	74	283	1,436
57	Larry Rinker.....	68	72	73	72	285	1,368
58T	Clarence Rose.....	66	74	73	73	286	1,338
58T	Pat McGowan.....	74	65	72	75	286	1,338
58T	David Edwards.....	68	70	76	72	286	1,338
58T	Dave Rummells.....	72	67	75	72	286	1,338
62	Jodie Mudd.....	70	70	73	74	287	1,303
63	Charles Coody.....	69	70	73	77	289	1,296

DID NOT MAKE CUT*

Ron Streck.....	(71 - 70) - 141	David Graham.....	(72 - 72) - 144
Tom Purtzer.....	(69 - 72) - 141	Hal Sutton.....	(69 - 75) - 144
Brian Clear.....	(70 - 71) - 141	Rick Fehr.....	(72 - 72) - 144
Gil Morgan.....	(69 - 72) - 141	Donnie Hammond.....	(71 - 73) - 144
Payne Stewart.....	(71 - 70) - 141	Phil Blackmar.....	(73 - 71) - 144
Kenny Knox.....	(71 - 70) - 141	<i>Billy Mayfair</i>	(73 - 71) - 144
Larry Nelson.....	(71 - 70) - 141	John Inman.....	(75 - 70) - 145
John Cook.....	(70 - 71) - 141	Al Geiberger.....	(75 - 70) - 145
Kenny Perry.....	(74 - 67) - 141	Rod Curl.....	(72 - 73) - 145
Sam Randolph.....	(71 - 71) - 142	Tim Simpson.....	(70 - 76) - 146
Scott Verplank.....	(71 - 71) - 142	Gary Koch.....	(72 - 74) - 146
Fred Couples.....	(72 - 70) - 142	Willie Wood.....	(74 - 73) - 147
Lee Trevino.....	(69 - 73) - 142	Homero Blancas.....	(74 - 73) - 147
Jay Haas.....	(73 - 69) - 142	Andy North.....	(76 - 72) - 148
Andy Bean.....	(72 - 70) - 142	Steve Jones.....	(80 - 69) - 149
David Ogrin.....	(69 - 74) - 143	Ernie Gonzalez.....	(76 - 73) - 149
Ronnie Black.....	(74 - 69) - 143	Denis Watson.....	(76 - 73) - 149
Mac O'Grady.....	(72 - 71) - 143	Mike Sullivan.....	(77 - 76) - 153
Lennie Clements.....	(70 - 73) - 143	Dave Stockton.....	74-wd
Danny Edwards.....	(73 - 70) - 143	Mark McCumber.....	77-wd
Tom Watson.....	(70 - 73) - 143	Mark O'Meara.....	80-wd

1987 CHAMPIONSHIP RACE

At 18		At 36	
1	Bill Rogers.....	65	19T (six players tied at 137)
2T	Bill Sander.....	66	25T KEITH CLEARWATER.....
2T	Chip Beck.....	66	(tied with 18 others)
2T	Clarence Rose.....	66	At 54
5T	KEITH CLEARWATER.....	67	1 Ben Crenshaw.....
	(tied with six others)		2T KEITH CLEARWATER.....
			2T Doug Tewell.....
			2T Dan Pohl.....
			201
			202
			202
			202
			At 72
			1 KEITH CLEARWATER.....
			266
			2 Davis Love III.....
			269
			3 Dan Pohl.....
			270
			4T Scott Simpson.....
			272
			4T Curtis Strange.....
			272
			8T (11 players tied at 136)

HIGHLIGHTS



Keith Clearwater

In a record-breaking year of low scores under nearly ideal playing conditions, Colonial saw its lowest cut ever — at even par 140 — and had an incredible 36 players finish under par for the tournament. A Friday washout of round two set up a 36-hole Sunday finish. After the cut, the entire field of 63 players were within seven shots of each other.

On Sunday, former Colonial champ Ben Crenshaw seized the lead going into the afternoon round, playing with defending champion Dan Pohl, who was tied for second just one stroke behind. The 64 and 65 turned in that morning by Keith Clearwater and Davis Love III, respectively, went almost unnoticed. Unnoticed, that is, until both players maintained that phenomenal pace through the afternoon. Clearwater's 64-64 finish overshadowed the equally awesome 65-66 performance by Love, who finished three strokes back. Both players finished the tournament on No. 9, as Pohl, finishing on 18, became the only other player to get within five strokes of the winner. Tying the then 14-under-par tournament record, Clearwater was only the third player in Colonial history to win on his first try.

*Because of a rain delay, 36 holes were played on Sunday. This reduced the cut to the top 60 players instead of the top 70. Players at 141 who did not play final 36, were thus paid \$1,236 each.

Names in italics designate amateurs.

1986 COLONIAL RESULTS

May 15-18

Rank	Player	1R	2R	3R	Total	Money
1	Dan Pohl.....	68	69	68	205*	\$108,000
2	Payne Stewart.....	72	67	66	205*	64,800
3T	Tom Watson.....	75	68	64	207	31,200
3T	Bernhard Langer.....	70	70	67	207	31,200
3T	Bill Rogers.....	67	71	69	207	31,200
6T	David Frost.....	70	71	67	208	20,100
6T	Mike Sullivan.....	70	69	69	208	20,100
6T	Gene Sauers.....	66	72	70	208	20,100
9T	Paul Azinger.....	75	67	67	209	15,600
9T	Ronnie Black.....	71	68	70	209	15,600
9T	Bob Tway.....	69	68	72	209	15,600
9T	David Edwards.....	69	67	73	209	15,600
13T	Jim Colbert.....	72	70	68	210	10,920
13T	Barry Jaeckel.....	72	70	68	210	10,920
13T	Lee Trevino.....	73	68	69	210	10,920
13T	Bobby Wadkins.....	70	71	69	210	10,920
13T	Bob Gilder.....	73	65	72	210	10,920
18T	Steve Pate.....	72	71	68	211	7,302
18T	Bruce Lietzke.....	70	70	71	211	7,302
18T	Buddy Gardner.....	69	71	71	211	7,302
18T	Tony Sills.....	72	71	68	211	7,302
18T	Ken Green.....	74	66	71	211	7,302
18T	Nick Price.....	68	76	67	211	7,302
18T	Howard Twitty.....	68	68	75	211	7,302
25T	Ben Crenshaw.....	70	72	70	212	4,387
25T	Scott Simpson.....	68	74	70	212	4,387
25T	Lennie Clements.....	68	72	72	212	4,387
25T	Doug Tewell.....	69	70	73	212	4,387
25T	Jay Haas.....	70	70	72	212	4,387
25T	D.A. Weibring.....	68	70	74	212	4,387
25T	Bob Lohr.....	69	69	74	212	4,387
25T	Corey Pavin.....	70	68	74	212	4,387
33T	Curtis Strange.....	75	68	70	213	3,315
33T	Joey Sindelar.....	71	71	71	213	3,315
33T	Wayne Grady.....	73	69	71	213	3,315
33T	Calvin Peete.....	71	69	73	213	3,315
37T	Fuzzy Zoeller.....	74	68	72	214	2,640
37T	Jim Thorpe.....	68	73	73	214	2,640
37T	Keith Fergus.....	72	70	72	214	2,640
37T	Roger Maltbie.....	70	70	74	214	2,640
37T	Lon Hinkle.....	75	68	71	214	2,640
37T	Fred Couples.....	76	68	70	214	2,640
43T	Hal Sutton.....	70	71	74	215	1,788
43T	Bill Glasson.....	73	70	72	215	1,788
43T	Gil Morgan.....	76	68	71	215	1,788
43T	Denis Watson.....	73	71	71	215	1,788
43T	Tom Kite.....	72	72	71	215	1,788
43T	Gary Koch.....	72	72	71	215	1,788
43T	Mark Lye.....	71	73	71	215	1,788
43T	Larry Mize.....	72	73	70	215	1,788
43T	Bob Murphy.....	72	67	76	215	1,788
52T	Dan Halldorson.....	72	70	74	216	1,392
52T	Kenny Knox.....	70	71	75	216	1,392
52T	Mark Brooks.....	73	68	75	216	1,392
52T	Al Geiberger.....	74	69	73	216	1,392
52T	Mike Hulbert.....	73	67	76	216	1,392
52T	Charles Bolling.....	72	67	77	216	1,392
58T	Ron Streck.....	71	72	74	217	1,290
58T	David Graham.....	73	70	74	217	1,290
58T	Mark Wiebe.....	72	71	74	217	1,290
58T	Andy North.....	70	73	74	217	1,290
58T	Bill Kratzert.....	70	73	74	217	1,290
58T	Phil Blackmar.....	74	69	74	217	1,290
58T	Tim Norris.....	73	71	73	217	1,290
58T	Pat McGowan.....	74	71	72	217	1,290
58T	Mike Reid.....	72	73	72	217	1,290
58T	Peter Jacobsen.....	78	68	71	217	1,290
68T	Greg Ladehoff.....	75	67	76	218	1,206
68T	Danny Edwards.....	68	72	78	218	1,206
68T	Mac O'Grady.....	69	76	73	218	1,206
68T	George Archer.....	74	72	72	218	1,206
72T	Hale Irwin.....	74	72	73	219	1,164
72T	Mark Pfeil.....	71	75	73	219	1,164
72T	Ken Brown.....	74	72	73	219	1,164
75	Mike Donald.....	74	72	77	223	1,140

*In sudden death, Pohl beat Stewart with birdie on first extra hole.


DID NOT MAKE CUT

David Ogrin.....	(72 - 75) - 147	Gary Hallberg.....	(79 - 70) - 149
Willie Wood.....	(77 - 70) - 147	Bob Eastwood.....	(74 - 75) - 149
Rod Curl.....	(74 - 73) - 147	Larry Rinker.....	(78 - 72) - 150
Clarence Rose.....	(76 - 71) - 147	Woody Blackburn.....	(79 - 71) - 150
Jack Kay Jr.....	(76 - 72) - 148	Jack Renner.....	(77 - 74) - 151
Ed Fiori.....	(75 - 73) - 148	Chip Beck.....	(80 - 71) - 151
Tom Byrum.....	(71 - 77) - 148	Brett Upper.....	(78 - 75) - 153
John Mahaffey.....	(76 - 72) - 148	Dan Forsman.....	(81 - 74) - 155
Tom Weiskopf.....	(79 - 69) - 148	Tom Sieckmann.....	(74 - 81) - 155
Dave Barr.....	(75 - 74) - 149	Jim Sorenson.....	(79 - 77) - 156
John Cook.....	(74 - 75) - 149	Charles Coody.....	78-wd
Mike Smith.....	(72 - 77) - 149	Tom Purtzer.....	80-wd
Leonard Thompson.....	(76 - 73) - 149	Tim Simpson.....	wd
David Love III.....	(77 - 72) - 149		

1986 CHAMPIONSHIP RACE

At 18		At 36			
1	Gene Sauers.....	66	1T	David Edwards.....	136
2	Bill Rogers.....	67	1T	Howard Twitty.....	136
3T	DAN POHL.....	68	3T	DAN POHL.....	137
3T	Nick Price.....	68	3T	Bob Tway.....	137
3T	Jim Thorpe.....	68			
				At 54	
3T	Scott Simpson.....	68	1	DAN POHL.....	205
3T	Danny Edwards.....	68	2	Payne Stewart.....	205
3T	Lennie Clements.....	68	3T	Tom Watson.....	207
3T	Howard Twitty.....	68	3T	Bernhard Langer.....	207
3T	D.A. Weibring.....	68	3T	Bill Rogers.....	207

HIGHLIGHTS



Dan Pohl

In the windy 40th anniversary of the Colonial, no one could break away from the pack in the first two rounds. Then heavy rains prevented players from stepping onto the course Saturday, setting up a Sunday horseshoe and Colonial's first-ever 54-hole tournament.

Tom Watson and Bernhard Langer mounted fierce charges in the final round, but settled in a tie for third with Bill Rogers at three under par, behind Dan Pohl and Payne Stewart, who went to sudden death at five under par. Pohl promptly birdied the first extra hole (#16) to make Stewart Colonial's bridesmaid for the second time in three years. Pohl carded three consecutive sub-par rounds en route to his first professional victory, which also pushed him over the million dollar mark in career earnings. Watson's finish, the sixth time in his last eight appearances to be in Colonial's top five, pushed him over the \$4 million career earnings mark on the Tour.

Names in italics designate amateurs.

1985 COLONIAL RESULTS

May 16-19

Rank	Player	1R	2R	3R	4R	Total	Money
1	Corey Pavin.....	66	64	68	68	266	\$90,000
2	Bob Murphy.....	68	70	65	67	270	54,000
3	Scott Hoch.....	69	68	66	69	272	34,000
4T	Nick Price.....	69	70	70	64	273	22,000
4T	Mark O'Meara.....	66	68	71	68	273	22,000
6	Larry Mize.....	71	70	65	68	274	18,000
7T	Buddy Gardner.....	68	70	68	69	275	15,063
7T	Joey Sindelar.....	71	72	62	70	275	15,063
7T	Willie Wood.....	66	69	72	68	275	15,063
7T	John Mahaffey.....	70	66	71	68	275	15,063
11T	D.A. Weibring.....	73	67	68	68	276	11,000
11T	Mike Donald.....	68	68	68	72	276	11,000
11T	Tim Norris.....	69	66	70	71	276	11,000
11T	Mike Smith.....	67	69	74	66	276	11,000
15T	Mark Pfeil.....	71	67	72	68	278	8,250
15T	Hal Sutton.....	70	68	67	73	278	8,250
15T	Larry Nelson.....	70	68	71	69	278	8,250
15T	Lee Trevino.....	70	69	68	71	278	8,250
19T	Keith Fergus.....	72	70	68	69	279	5,643
19T	Ray Floyd.....	72	66	70	71	279	5,643
19T	Bill Kratzert.....	68	70	70	71	279	5,643
19T	Mike Reid.....	72	67	69	71	279	5,643
19T	Lon Hinkle.....	68	69	71	71	279	5,645
19T	Peter Jacobsen.....	67	73	69	70	279	5,643
19T	Payne Stewart.....	71	71	66	71	279	5,643
26T	Gibby Gilbert.....	71	72	69	68	280	3,403
26T	Chip Beck.....	67	70	68	75	280	3,403
26T	Rex Caldwell.....	70	68	71	71	280	3,403
26T	Roger Maltbie.....	69	69	70	72	280	3,403
26T	Bill Glasson.....	68	71	64	77	280	3,403
26T	Jim Thorpe.....	66	72	69	73	280	3,403
26T	Mac O'Grady.....	68	70	74	68	280	3,403
26T	Tim Simpson.....	69	73	71	67	280	3,403
26T	Paul Azinger.....	70	67	70	73	280	3,403
35T	Donnie Hammond.....	70	68	71	72	281	2,465
35T	Ron Streck.....	68	69	69	75	281	2,465
35T	Tom Watson.....	74	66	73	68	281	2,465
35T	Howard Twitty.....	72	69	72	68	281	2,465
35T	Don Pooley.....	73	68	71	69	281	2,465
40T	Dan Halldorson.....	68	67	75	72	282	1,900
40T	Russ Cochran.....	71	70	73	68	282	1,900
40T	Danny Edwards.....	74	69	65	74	282	1,900
40T	David Edwards.....	70	71	67	74	282	1,900
40T	Doug Tewell.....	71	71	68	72	282	1,900
40T	Bobby Wadkins.....	69	69	71	73	282	1,900
46T	Tommy Nakajima.....	70	67	74	72	283	1,500
46T	Bruce Lietzke.....	70	73	66	74	283	1,500
48T	Charles Coody.....	69	73	72	70	284	1,290
48T	Andy Bean.....	72	68	73	71	284	1,290
48T	John Adams.....	70	69	75	70	284	1,290
48T	Jim Nelford.....	74	69	72	69	284	1,290
52T	George Archer.....	72	68	70	75	285	1,143
52T	Dave Stockton.....	70	69	70	76	285	1,143
52T	Ralph Landrum.....	71	70	72	72	285	1,143
52T	Ian Baker-Finch.....	71	71	69	74	285	1,143
52T	Tom Kite.....	72	71	69	73	285	1,143
52T	Dave Barr.....	72	71	72	70	285	1,143
52T	David Graham.....	67	70	74	74	285	1,143
52T	Gary Hallberg.....	69	68	75	73	285	1,143
52T	Gil Morgan.....	71	72	69	73	285	1,143
61T	Larry Rinker.....	70	72	71	73	286	1,080
61T	Chi Chi Rodriguez.....	68	74	71	73	286	1,080
61T	Tom Purtzer.....	69	71	74	72	286	1,080
61T	Steve Elkington.....	73	68	74	71	286	1,080
65T	Curtis Strange.....	72	69	70	76	287	1,045
65T	George Burns.....	71	69	75	72	287	1,045
65T	Vance Heafner.....	73	70	71	73	287	1,045
65T	Tony Sills.....	70	70	75	72	287	1,045
69T	John Cook.....	69	71	74	74	288	1,010
69T	Bob Lohr.....	73	69	71	75	288	1,010
69T	Fred Couples.....	73	68	77	70	288	1,010
72	Pat McGowan.....	67	76	71	75	289	990

Names in italics designate amateurs.


DID NOT MAKE CUT

Brad Faxon.....	(73 - 71) - 144	Al Geiberger.....	(74 - 72) - 146
Hale Irwin.....	(74 - 70) - 144	Ronnie Black.....	(73 - 73) - 146
Loren Roberts.....	(72 - 72) - 144	Mark McCumber.....	(74 - 72) - 146
Bill Rogers.....	(73 - 71) - 144	Jerry Pate.....	(74 - 73) - 147
Gary Koch.....	(75 - 69) - 144	Andy North.....	(72 - 75) - 147
J.C. Snead.....	(73 - 72) - 145	Lanny Wadkins.....	(73 - 74) - 147
Bob Eastwood.....	(74 - 71) - 145	Fuzzy Zoeller.....	(73 - 75) - 148
Jack Renner.....	(70 - 75) - 145	Clarence Rose.....	(76 - 73) - 149
Dan Pohl.....	(75 - 70) - 145	Woody Blackburn.....	(76 - 73) - 149
Ed Fiori.....	(71 - 74) - 145	Dan Forsman.....	(72 - 77) - 149
Mark Lye.....	(73 - 72) - 145	Gary McCord.....	(73 - 76) - 149
Jim Colbert.....	(73 - 72) - 145	David Frost.....	(74 - 76) - 150
Barry Jaeckel.....	(68 - 77) - 145	Phil Simons.....	(77 - 74) - 151
Peter Oosterhuis.....	(76 - 69) - 145	Jim Blackmar.....	(80 - 73) - 153
Scott Verplank.....	(74 - 71) - 145	Ben Crenshaw.....	(79 - 75) - 154

1985 CHAMPIONSHIP RACE

At 18		At 36			
1T	COREY PAVIN.....	66	3T	Tim Norris.....	135
1T	Mark O'Meara.....	66	3T	Willie Wood.....	135
1T	Jim Thorpe.....	66	At 54		
1T	Willie Wood.....	66	1	COREY PAVIN.....	198
5T	Chip Beck.....	67	2T	Bill Glasson.....	203
5T	Pat McGowan.....	67	2T	Bob Murphy.....	203
5T	Mike Smith.....	67	2T	Scott Hoch.....	203
5T	Peter Jacobsen.....	67	5	Mike Donald.....	204
5T	David Graham.....	67	At 72		
At 36		1	COREY PAVIN.....	266	
1	COREY PAVIN.....	130	2	Bob Murphy.....	270
2	Mark O'Meara.....	134	3	Scott Hoch.....	272
3T	Dan Halldorson.....	135			

HIGHLIGHTS



Corey Pavin

Course records fell like gimme putts, with champion Corey Pavin leading the assault by posting the lowest ever winning total to date of 266. Pavin also set a new 36-hole record of 130 and tied the 54-hole mark of 198. Pavin led the tournament from start to finish and carded four sub-par rounds to win \$90,000.

Joey Sindelar set a course record 62 for 18 holes and Tom Watson fired a course record 29 on the front nine. There were a record 118 sub-par rounds for the tournament as well as sub-par round records for 18, 36 and 54 holes. A then-record 25 players finished the tournament under par.

Pavin shot a 66 in the first round and was tied for the lead with three others, but came back with rounds of 64-68-68 to win by four strokes. At age 25 years, six months and three days, Pavin became the youngest player ever to win at Colonial, until 2001 when Sergio Garcia won at age 21.

1984 COLONIAL RESULTS

May 17-20

Rank	Player	1R	2R	3R	4R	Total	Money
1	Peter Jacobsen	64	71	65	70	270*	\$90,000
2	Payne Stewart	68	66	64	72	270*	54,000
3	Gil Morgan	66	67	70	72	275	34,000
4T	Tom Watson	66	72	69	70	277	18,850
4T	Tom Kite	70	69	67	71	277	18,850
4T	Tony Sills	67	71	69	70	277	18,850
4T	Mark Pfeil	72	67	69	69	277	18,850
4T	Ben Crenshaw	69	71	68	69	277	18,850
9T	Ray Floyd	72	68	69	69	278	14,000
9T	Mike Sullivan	68	71	70	69	278	14,000
11T	Rex Caldwell	69	68	73	69	279	11,000
11T	D. A. Weibring	66	71	70	72	279	11,000
11T	Mark Lye	66	70	73	70	279	11,000
11T	Mike Reid	66	71	74	68	279	11,000
15T	Scott Hoch	69	67	74	70	280	8,500
15T	Sammy Rachels	68	67	74	71	280	8,500
15T	Dan Pohl	69	68	74	69	280	8,500
18T	Seve Ballesteros	68	70	73	70	281	5,485
18T	Peter Oosterhuis	69	70	71	71	281	5,485
18T	Corey Pavin	70	69	73	69	281	5,485
18T	Fuzzy Zoeller	69	73	70	69	281	5,485
18T	George Burns	74	70	71	66	281	5,485
18T	George Archer	70	70	70	71	281	5,485
18T	Ron Streck	71	69	68	73	281	5,485
18T	Russ Cochran	70	71	73	67	281	5,485
18T	Curtis Strange	67	71	71	72	281	5,485
18T	Bruce Lietzke	68	72	70	71	281	5,485
28T	Bill Rogers	71	71	67	73	282	3,400
28T	Mark McCumber	69	72	69	72	282	3,400
28T	Brad Bryant	73	72	67	70	282	3,400
28T	Bobby Wadkins	68	71	70	73	282	3,400
28T	Mike Donald	72	67	70	73	282	3,400
33T	Larry Nelson	70	72	71	70	283	2,585
33T	Craig Stadler	70	67	72	74	283	2,585
33T	Chi Chi Rodriguez	70	68	72	73	283	2,585
33T	John Cook	70	68	73	72	283	2,585
33T	David Edwards	68	71	72	72	283	2,585
33T	Jim Thorpe	69	71	72	71	283	2,585
33T	Jim Colbert	70	69	73	71	283	2,585
40T	Danny Edwards	67	74	71	72	284	1,950
40T	Bill Kratzert	68	77	69	70	284	1,950
40T	Dave Stockton	71	70	69	74	284	1,950
40T	Gary Koch	72	68	71	73	284	1,950
40T	Mike Nicolette	72	73	69	70	284	1,950
45T	Tim Simpson	75	70	73	67	285	1,600
45T	Mark Hayes	71	69	75	70	285	1,600
47T	John Adams	70	72	69	75	286	1,244
47T	Larry Mize	74	70	69	73	286	1,244
47T	Pat McGowan	70	69	76	71	286	1,244
47T	Johnny Miller	69	68	76	73	286	1,244
47T	Chip Beck	68	73	71	74	286	1,244
47T	Ronnie Black	71	68	73	74	286	1,244
47T	Mark O'Meara	71	72	75	68	286	1,244
47T	Greg Norman	75	70	73	68	286	1,244
47T	David Graham	73	68	74	71	286	1,244
47T	Charles Coody	73	71	71	71	286	1,244
57T	Ed Fiori	69	69	75	74	287	1,125
57T	Tom Purtzer	73	71	71	72	287	1,125
59T	Keith Fergus	72	71	74	71	288	1,105
59T	Tim Norris	71	67	72	78	288	1,105
59T	Steve Elkington	68	73	73	74	288	
62T	Doug Tewell	70	73	69	77	289	1,075
62T	Jack Renner	74	70	73	72	289	1,075
62T	Lee Trevino	75	70	74	70	289	1,075
62T	Donnie Hammond	73	70	72	74	289	1,075
66T	Jim Nelford	73	70	73	74	290	1,045
66T	Buddy Gardner	69	75	71	75	290	1,045
68T	Tom Weiskopf	71	71	74	75	291	1,015
68T	Al Geiberger	72	72	70	77	291	1,015
68T	Nick Price	69	74	75	73	291	1,015
68T	Larry Rinker	69	73	74	75	291	1,015
72	Pat Lindsey	70	75	73	75	293	990
73T	Vance Heafner	70	74	73	77	294	975
73T	Gary Hallberg	69	71	74	80	294	975
75	Joey Sindelar	68	75	74	80	297	960
76	Ed Sneed	75	69	76	80	300	950

DID NOT MAKE CUT

Jay Haas	(74 - 72) - 146	Don Pooley	(79 - 69) - 148
Roger Maltbie	(74 - 72) - 146	Gary McCord	(75 - 73) - 148
Bobby Clampett	(71 - 75) - 146	Andy North	(76 - 73) - 149
John Mahaffey	(72 - 74) - 146	Bob Gilder	(72 - 77) - 149
Mac O'Grady	(73 - 73) - 146	Leonard Thompson	(73 - 77) - 150
Frank Conner	(72 - 74) - 146	Dave Eichelberger	(74 - 77) - 151
Willie Wood	(71 - 75) - 146	Barry Jaeckel	(74 - 79) - 153
Bob Eastwood	(71 - 75) - 146	Mark Brooks	(76 - 77) - 153
Hal Sutton	(71 - 75) - 146	Bob Murphy	(78 - 75) - 153
Danny Mijovic	(71 - 76) - 147	Bruce Devlin	(76 - 77) - 153
Lanny Wadkins	(72 - 75) - 147	Scott Simpson	142-dq
J. C. Snead	(71 - 76) - 147	Phil Hancock	74-wd
Steve Melnyk	(71 - 76) - 147	Lon Hinkle	80-wd

1984 CHAMPIONSHIP RACE

At 18		At 36			
1	PETER JACOBSEN	64	3T PETER JACOBSEN	135	
2T	Mike Reid	66	3T Sammy Rachels	135	
2T	Mark Lye	66	5T Scott Hoch	136	
2T	Gil Morgan	66	5T Mark Lye	136	
2T	Tom Watson	66	At 54		
2T	D. A. Weibring	66	1	Payne Stewart	198
7T	Scott Simpson	67	2	PETER JACOBSEN	200
7T	Danny Edwards	67	3	Gil Morgan	203
7T	Tony Sills	67	4	Tom Kite	206
7T	Curtis Strange	67	At 72		
1	Gil Morgan	133	1T	PETER JACOBSEN	270
2	Payne Stewart	134	1T	Payne Stewart	270
			3	Gil Morgan	175

HIGHLIGHTS



Peter Jacobsen

After going two decades without a playoff, Colonial had back-to-back sudden-deaths in 1983 and 1984. This time it took Peter Jacobsen only one extra hole as he dropped a birdie to defeat Payne Stewart and claim \$90,000.

It was an exciting tournament as two holes-in-one were scored for the first time, and Ben Crenshaw carded the first eagle ever on No. 5, Colonial's toughest hole. A then-record 93 sub-par rounds were fired. Stewart took the 54-hole lead with a record score of 198 and held a one-stroke lead going into the final hole. Stewart's tee shot landed near a bridge on the 18th and he bogied. Jacobsen snared

a par to send the pair into sudden-death.

**In sudden death playoff, Jacobsen beat Stewart with birdie on first hole.*

Names in italics designate amateurs.

1983 COLONIAL RESULTS

May 12-15

Rank	Player	1R	2R	3R	4R	Total	Money
1	Jim Colbert.....	69	67	70	72	278*	\$72,000
2	Fuzzy Zoeller.....	68	70	68	72	278*	43,200
3T	Lon Hinkle.....	70	72	67	70	279	23,200
3T	Bruce Lietzke.....	69	67	72	71	279	23,200
5T	Peter Jacobsen.....	70	69	67	74	280	12,657
5T	Bob Murphy.....	70	66	75	69	280	12,657
5T	Bobby Wadkins.....	68	64	74	74	280	12,657
5T	Gary Hallberg.....	66	67	75	72	280	12,657
5T	Gary Koch.....	69	69	72	70	280	12,657
5T	Mark McNulty.....	70	67	72	71	280	12,657
5T	Mike Reid.....	67	69	70	74	280	12,657
12T	Hale Irwin.....	67	72	71	71	281	7,600
12T	Bobby Clampett.....	72	73	65	71	281	7,600
12T	John Mahaffey.....	71	68	69	73	281	7,600
12T	Thomas Gray.....	70	67	71	73	281	7,600
12T	Bob Eastwood.....	69	68	74	70	281	7,600
12T	Tom Kite.....	68	73	70	70	281	7,600
18T	Frank Conner.....	70	69	71	72	282	4,700
18T	Mike Sullivan.....	68	70	72	72	282	4,700
18T	Joe Inman.....	66	72	69	75	282	4,700
18T	Keith Fergus.....	69	70	72	71	282	4,700
18T	Bruce Devlin.....	73	69	70	70	282	4,700
18T	Gil Morgan.....	68	69	74	71	282	4,700
18T	Chip Beck.....	72	72	70	68	282	4,700
18T	Jim Nelford.....	68	67	75	72	282	4,700
26T	Rex Caldwell.....	67	68	75	73	283	3,140
26T	Ed Fiori.....	69	66	75	73	283	3,140
28T	Jack Nicklaus.....	66	75	74	69	284	2,720
28T	George Archer.....	69	73	72	70	284	2,720
28T	Al Geiberger.....	71	70	69	74	284	2,720
28T	Howard Twitty.....	69	74	68	73	284	2,720
28T	Fred Couples.....	73	68	75	68	284	2,720
33T	Andy North.....	69	72	68	76	285	2,260
33T	Danny Edwards.....	71	71	69	74	285	2,260
33T	Brad Bryant.....	70	74	70	71	285	2,260
36T	David Edwards.....	70	68	71	77	286	2,010
36T	Mike McCullough.....	67	72	73	74	286	2,010
38T	Peter Oosterhuis.....	70	72	73	72	287	1,760
38T	Ed Sneed.....	70	70	72	75	287	1,760
38T	Donnie Hammond.....	72	71	74	70	287	1,760
38T	Miller Barber.....	73	69	73	72	287	1,760
42T	Mike Donald.....	71	73	72	72	288	1,322
42T	Mike Nicolette.....	68	74	72	74	288	1,322
42T	Larry Mize.....	72	70	72	74	288	1,322
42T	Dan Pohl.....	68	73	71	76	288	1,322
42T	<i>Brandel Chamblee.....</i>	75	70	70	73	288	1,322
42T	Andy Bean.....	70	74	71	73	288	1,322
42T	Bill Rogers.....	72	73	69	74	288	1,322
42T	John Cook.....	70	68	74	76	288	1,322
50T	Bruce Fleisher.....	73	69	75	72	289	987
50T	Jay Haas.....	72	73	73	71	289	987
50T	David Graham.....	75	69	72	73	289	987
50T	Woody Blackburn.....	73	71	72	73	289	987
50T	Mark McCumber.....	67	72	75	75	289	987
55T	Barry Jaeckel.....	76	68	73	73	290	920
55T	Mark Lye.....	72	70	73	75	290	920
55T	Charles Coody.....	74	70	71	75	290	920
58T	Pat McGowan.....	72	70	74	75	291	884
58T	Leonard Thompson.....	75	70	71	75	291	884
58T	John Fought.....	70	71	74	76	291	884
58T	Mark Pfeil.....	71	73	71	76	291	884
58T	Ben Crenshaw.....	69	69	80	73	291	884
58T	Denis Watson.....	72	71	72	76	291	884
64	Victor Regalado.....	71	72	75	74	292	856
65T	Dan Halldorson.....	72	70	72	79	293	840
65T	Dave Stockton.....	73	70	73	77	293	840
65T	Mark Hayes.....	73	72	75	73	293	840
68T	Larry Rinker.....	77	68	74	75	294	820
68T	Jerry Heard.....	71	71	72	80	294	820
70T	Tom Weiskopf.....	73	66	75	81	295	800
70T	Jim Thorpe.....	69	75	75	76	295	800
70T	Bob Gilder.....	71	73	73	78	295	800
73	Doug Tewell.....	71	73	71	81	296	784

DID NOT MAKE CUT

Lee Trevino.....	(74 - 72) - 146	Chi Chi Rodriguez.....	(73 - 76) - 149
Gene Littler.....	(75 - 71) - 146	Mark Brooks.....	(75 - 74) - 149
Jim Simons.....	(75 - 71) - 146	Jodie Mudd.....	(71 - 78) - 149
George Burns.....	(73 - 73) - 146	Vance Heafner.....	(74 - 75) - 149
Hal Sutton.....	(76 - 70) - 146	Mike Holland.....	(77 - 73) - 150
Bob Shearer.....	(73 - 73) - 146	Rod Curl.....	(77 - 74) - 151
Roger Maltbie.....	(73 - 74) - 147	Dave Eichelberger.....	(75 - 77) - 152
Tim Norris.....	(74 - 73) - 147	Lennie Clements.....	(79 - 73) - 152
Don January.....	(74 - 73) - 147	Mac O'Grady.....	(77 - 76) - 153
John Adams.....	(73 - 74) - 147	Steve Melnyk.....	(79 - 74) - 153
Tim Simpson.....	(72 - 75) - 147	Tom Jenkins.....	(75 - 78) - 153
Jack Renner.....	(69 - 78) - 147	Bill Britton.....	(78 - 83) - 161
Tommy Valentine.....	(70 - 78) - 148	Tom Purtzer.....	75-dq
Mark O'Meara.....	(76 - 73) - 149	Curtis Strange.....	76-wd
Morris Hatalsky.....	(74 - 75) - 149		

1983 CHAMPIONSHIP RACE

At 18		At 36			
1T	Jack Nicklaus.....	66	1	Bobby Wadkins.....	132
1T	Gary Hallberg.....	66	2	Gary Hallberg.....	133
1T	Joe Inman.....	66	3T	Jim Nelford.....	135
4T	Hale Irwin.....	67	3T	Ed Fiori.....	135
4T	Mark McCumber.....	67	3T	Rex Caldwell.....	135
4T	Mike Reid.....	67	6T	JIM COLBERT.....	136
4T	Mike McCullough.....	67		(<i> tied with three others </i>)	
4T	Rex Caldwell.....	67			
9T	Mike Nicolette.....	68	1T	JIM COLBERT.....	206
9T	Gil Morgan.....	68	1T	Fuzzy Zoeller.....	206
9T	Dan Pohl.....	68	1T	Peter Jacobsen.....	206
9T	Jim Nelford.....	68	1T	Bobby Wadkins.....	206
9T	Mike Sullivan.....	68	1T	Mike Reid.....	206
9T	Bobby Wadkins.....	68			
9T	Fuzzy Zoeller.....	68	1T	JIM COLBERT.....	278
9T	Tom Kite.....	68	1T	Fuzzy Zoeller.....	278
17T	JIM COLBERT.....	69	3T	Lon Hinkle.....	279
	(<i> tied with 11 others </i>)		3T	Bruce Lietzke.....	279

HIGHLIGHTS



Jim Colbert

After 54 holes, Jim Colbert was tied with four other golfers. After 72 holes, he still was tied with Fuzzy Zoeller. So, it took six more holes of play before Colbert could be crowned champion. It was the first sudden-death playoff in Colonial history, and Colbert won it with a six-foot par putt. He almost threw the tournament away on the 72nd hole when his ball went over the green and into 'Crampton's Lake', but he scrambled to a bogey. Zoeller missed a seven-foot putt on the 72nd hole to send Colonial into overtime.

When Colbert told Zoeller afterwards that he didn't care about the money - only the title, Zoeller, the '81 champ, replied, "Why didn't you tell me?"

*In sudden death playoff, Colbert beat Zoeller with par on sixth hole.

Names in italics designate amateurs.

1982 COLONIAL RESULTS

May 13-16

Rank	Player	1R	2R	3R	4R	Total	Money
1	Jack Nicklaus	66	70	70	67	273	\$63,000
2	Andy North	68	69	67	72	276	37,800
3	Jerry Pate	68	69	68	71	277	23,800
4	Tom Kite	68	68	74	68	278	16,800
5T	Lennie Clements	66	69	75	70	280	12,294
5T	Bob Eastwood	74	71	70	65	280	12,294
5T	Joe Inman	68	73	70	69	280	12,294
5T	Tom Purtzer	69	74	67	70	280	12,294
9T	Danny Edwards	72	68	66	75	281	9,800
9T	Lee Trevino	72	74	67	68	281	9,800
11T	Frank Conner	71	70	69	72	282	7,700
11T	Hubert Green	73	66	76	67	282	7,700
11T	Steve Melnyk	74	69	69	70	282	7,700
11T	Chris Strange	72	71	69	70	282	7,700
15T	Curtis Beck	73	74	69	67	283	5,600
15T	George Burns	73	72	71	67	283	5,600
15T	Bruce Lietzke	71	74	69	69	283	5,600
15T	Roger Maltbie	73	69	68	73	283	5,600
15T	Bobby Wadkins	70	72	70	71	283	5,600
20T	John Cook	71	73	70	70	284	3,531
20T	Bruce Fleisher	72	70	72	70	284	3,531
20T	John Mahaffey	70	70	74	70	284	3,531
20T	Peter Oosterhuis	69	70	76	69	284	3,531
20T	Ben Crenshaw	72	72	70	70	284	3,531
20T	Don January	70	74	69	71	284	3,531
20T	Bob Murphy	69	71	71	73	284	3,531
20T	Mike Reid	73	72	69	70	284	3,531
28T	George Archer	68	72	73	72	285	2,328
28T	Jim Booros	68	77	74	66	285	2,328
28T	Mike Donald	71	70	72	72	285	2,328
28T	Scott Hoch	69	72	73	71	285	2,328
28T	Greg Powers	70	75	71	69	285	2,328
28T	John Schroeder	74	70	70	71	285	2,328
34T	Bobby Clampett	70	73	71	72	286	1,890
34T	Barry Jaeckel	68	77	72	69	286	1,890
34T	Tommy Valentine	73	72	70	71	286	1,890
37T	Jay Haas	71	74	74	68	287	1,575
37T	Vance Heafner	65	76	70	76	287	1,575
37T	Tom Jenkins	72	75	68	72	287	1,575
37T	Gene Littler	70	73	73	71	287	1,575
37T	Fuzzy Zoeller	69	72	72	74	287	1,575
42T	Fred Couples	77	70	71	70	288	1,018
42T	Al Geiberger	73	72	73	70	288	1,018
42T	Doug Tewell	69	76	72	71	288	1,018
42T	Bill Britton	70	73	72	73	288	1,018
42T	Brad Bryant	68	73	75	72	288	1,018
42T	Charles Coody	70	71	71	76	288	1,018
42T	Bob Gilder	70	72	71	75	288	1,018
42T	Gil Morgan	74	71	71	72	288	1,018
42T	Larry Nelson	68	76	72	72	288	1,018
42T	Dan Pohl	72	73	72	71	288	1,018
42T	Ed Sneed	71	76	70	71	288	1,018
42T	Ron Streck	69	70	75	74	288	1,018
42T	Mike Sullivan	72	73	71	72	288	1,018
55T	Hale Irwin	73	73	72	71	289	798
55T	Bill Kratzert	76	71	73	69	289	798
55T	Leonard Thompson	69	74	73	73	289	798
58T	Terry Diehl	75	72	72	71	290	774
58T	Jerry Heard	71	73	72	74	290	774
58T	Craig Stadler	77	70	71	72	290	774
58T	Hal Sutton	74	73	72	71	290	774
62T	Dave Eichelberger	68	70	74	79	291	746
62T	Jack Renner	71	71	73	76	291	746
62T	Bill Rogers	74	72	73	72	291	746
62T	Tim Simpson	73	74	73	71	291	746
66T	David Edwards	72	73	71	76	292	714
66T	Keith Fergus	75	70	73	74	292	714
66T	Peter Jacobsen	69	76	73	74	292	714
66T	Chi Chi Rodriguez	73	74	76	69	292	714
66T	Howard Twitty	69	76	75	72	292	714
71T	Bruce Devlin	71	73	75	74	293	686
71T	Jeff Mitchell	72	73	72	76	293	686
71T	Lanny Wadkins	73	70	75	75	293	686
74T	Dave Barr	75	72	76	71	294	669
74T	Woody Blackburn	68	73	73	80	294	669

Names in italics designate amateurs.

Rank	Player	1R	2R	3R	4R	Total	Money
76T	Ed Fiori	73	73	78	71	295	655
76T	Arnold Palmer	68	73	78	76	295	655
78	Miller Barber	71	73	76	76	296	644
79	D. A. Weibring	70	77	75	75	297	637
80	David Graham	73	71	76	79	299	630
81	Jim Thorpe	73	71	81	78	303	623

DID NOT MAKE CUT

Denis Watson	(73 - 75) - 148	Don Pooley	(75 - 76) - 151
Gary Hallberg	(76 - 72) - 148	Rod Curl	(74 - 77) - 151
Lee Elder	(73 - 76) - 149	Lyn Lott	(75 - 77) - 152
Bob Shearer	(76 - 73) - 149	Mike McCullough	(74 - 78) - 152
Scott Simpson	(76 - 74) - 150	Mike Holland	(78 - 75) - 153
Jim Colbert	(75 - 75) - 150	Mark Hayes	(77 - 77) - 154
Willie Wood	(73 - 77) - 150	Mark O'Meara	(75 - 79) - 154
Rex Caldwell	(75 - 75) - 150	Dave Stockton	(78 - 76) - 154
Ray Floyd	(77 - 73) - 150	Danny Briggs	(72 - 83) - 155
Dan Halldorson	(73 - 77) - 150	Mark Lye	(79 - 77) - 156
Lon Hinkle	(75 - 76) - 151		

1982 CHAMPIONSHIP RACE

At 18		At 54			
1	Vance Heafner	65	1	Andy North	204
2T	JACK NICKLAUS	66	2T	JACK NICKLAUS	206
2T	Lennie Clements	66	2T	Danny Edwards	206
			2T	Jerry Pate	206
At 36		At 72			
1	Lennie Clements	135			
2T	JACK NICKLAUS	136	1	JACK NICKLAUS	273
2T	Tom Kite	136	2	Andy North	276
4T	Andy North	137	3	Jerry Pate	277
4T	Jerry Pate	137	4	Tom Kite	278

HIGHLIGHTS



Jack Nicklaus

Ending a six-year hiatus from Fort Worth, Jack Nicklaus looked over the shoulders of three different daily leaders before stepping forward on Sunday to take his first Colonial championship in 10 tries. Vance Heafner, Lennie Clements and Andy North were the 18, 36 and 54-hole leaders, respectively, while Nicklaus was tied for second each day. A final round 67 gave Nicklaus the \$63,000 prize, and at age 42 he was the oldest winner on the 1982 tour. Nicklaus had always played well at Colonial (including finishes of second, third and fourth), but had never won. Rain delayed the opening round for a few hours Thursday but did not hamper play after that. Boosted by a record crowd of 35,313 on Friday, Colonial enjoyed its first million dollar gate.

1981 COLONIAL RESULTS

May 14-17

Rank	Player	1R	2R	3R	4R	Total	Money
1	Fuzzy Zoeller.....	67	69	68	70	274	\$54,000
2	Hale Irwin.....	69	68	71	70	278	32,400
3T	Tom Kite.....	67	71	71	70	279	15,600
3T	Scott Simpson.....	69	70	70	70	279	15,600
3T	Curtis Strange.....	69	71	67	72	279	15,600
6	Frank Conner.....	70	72	68	70	280	10,800
7T	Don January.....	70	69	70	72	281	9,675
7T	Ray Floyd.....	66	74	71	70	281	9,675
9T	Rod Curl.....	67	73	74	68	282	8,400
9T	Jerry Heard.....	74	65	72	71	282	8,400
11T	Jack Renner.....	73	70	70	70	283	6,150
11T	Vance Heafner.....	72	71	68	72	283	6,150
11T	Bob Murphy.....	70	73	67	73	283	6,150
11T	Jim Colbert.....	70	73	71	69	283	6,150
11T	Bill Rogers.....	72	68	75	68	283	6,150
11T	Ron Sireck.....	71	69	71	72	283	6,150
17T	Mike Reid.....	73	69	72	70	284	4,650
17T	Craig Stadler.....	69	71	71	73	284	4,650
19T	Tom Weiskopf.....	70	72	69	74	285	4,050
19T	Mark Lye.....	69	72	70	74	285	4,050
21T	Fred Couples.....	71	70	72	73	286	3,000
21T	Tom Jenkins.....	73	70	74	69	286	3,000
21T	Keith Fergus.....	68	70	71	77	286	3,000
21T	George Archer.....	74	70	73	69	286	3,000
21T	Chi Chi Rodriguez.....	71	73	69	73	286	3,000
21T	Bobby Clampett.....	72	72	69	73	286	3,000
27T	Mark McCumber.....	72	70	71	74	287	2,040
27T	Jeff Mitchell.....	71	71	72	73	287	2,040
27T	Barry Jaeckel.....	68	74	73	72	287	2,040
27T	Mark O'Meara.....	71	72	72	72	287	2,040
27T	Mark Pfeil.....	76	68	72	71	287	2,040
27T	Danny Edwards.....	73	71	71	72	287	2,040
27T	Jay Haas.....	72	72	71	72	287	2,040
34T	Bob Eastwood.....	73	69	70	76	288	1,515
34T	George Cadle.....	73	70	72	73	288	1,515
34T	Rik Massengale.....	76	64	76	72	288	1,515
34T	Jerry Pate.....	73	67	76	72	288	1,515
34T	Lon Hinkle.....	73	71	70	74	288	1,515
34T	David Graham.....	77	67	69	75	288	1,515
40T	Howard Twitty.....	69	74	72	74	289	1,140
40T	Lee Trevino.....	73	71	71	74	289	1,140
40T	Dan Pohl.....	71	72	71	75	289	1,140
40T	George Burns.....	68	75	72	74	289	1,140
40T	Gary Koch.....	73	70	72	74	289	1,140
40T	Dan Halldorson.....	71	72	71	75	289	1,140
46T	John Mahaffey.....	69	72	74	75	290	850
46T	Bud Allin.....	71	69	76	74	290	850
46T	John Schroeder.....	72	72	72	74	290	850
46T	Brad Bryant.....	71	73	73	73	290	850
50	Tommy Valentine.....	69	72	75	75	291	756
51T	Mike Sullivan.....	66	75	75	76	292	715
51T	Scott Hoch.....	74	69	72	77	292	715
51T	David Edwards.....	72	72	72	76	292	715
51T	Ed Sneed.....	69	75	76	72	292	715
55T	Terry Mauney.....	68	75	72	78	293	687
55T	Lanny Wadkins.....	73	71	75	74	293	687
57T	Dave Eichelberger.....	69	75	71	79	294	675
57T	Barney Thompson.....	74	70	75	75	294	675
59	Gary Hallberg.....	69	75	76	76	296	666
60T	John Fought.....	71	72	75	79	297	657
60T	Miller Barger.....	69	75	79	74	297	657
62	Mike Morley.....	70	74	77	77	298	648

DID NOT MAKE CUT*

Bruce Devlin.....	(71 - 74) - 145	Ed Fiori.....	(74 - 74) - 148
Tom Watson.....	(76 - 69) - 145	Lindy Miller.....	(76 - 72) - 148
Al Geiberger.....	(75 - 70) - 145	Calvin Peete.....	(74 - 74) - 148
Tom Purtzer.....	(71 - 74) - 145	Gene Littler.....	(75 - 73) - 148
Larry Nelson.....	(77 - 68) - 145	Ray Barr.....	(75 - 73) - 148
Jim Simons.....	(73 - 72) - 145	Mark Hayes.....	(76 - 72) - 148
Rex Caldwell.....	(76 - 70) - 146	Lou Graham.....	(79 - 69) - 148
Hubert Green.....	(72 - 74) - 146	Bobby Walzel.....	(75 - 74) - 149
Artie McNickle.....	(70 - 76) - 146	Larry Ziegler.....	(75 - 75) - 150
Charles Coody.....	(73 - 73) - 146	Peter Jacobsen.....	(74 - 77) - 151
John Cook.....	(73 - 73) - 146	Don Pooley.....	(76 - 75) - 151
Ben Crenshaw.....	(76 - 70) - 146	Hal Sutton.....	(76 - 77) - 153
Morris Hatalsky.....	(73 - 74) - 147	Mike Donald.....	(79 - 78) - 157
Roger Maltbie.....	(70 - 77) - 147	Jack Newton.....	71-wd
Leonard Thompson.....	(75 - 72) - 147	Gibby Gilbert.....	74-wd
Dave Stockton.....	(72 - 75) - 147	Bob Gilder.....	75-wd
Bobby Wadkins.....	(77 - 70) - 147	Phil Hancock.....	76-wd
Terry Diehl.....	(75 - 72) - 147	Doug Tewell.....	76-wd
Bruce Lietzke.....	(70 - 78) - 148	Victor Regalado.....	78-wd
Johnny Miller.....	(75 - 73) - 148	D.A. Weiringer.....	79-wd

1981 CHAMPIONSHIP RACE

At 18		At 36			
1T	Ray Floyd.....	66	5T	Don January.....	139
1T	Mike Sullivan.....	66	5T	Scott Simpson.....	139
3T	Rod Curl.....	67	At 54		
3T	Tom Kite.....	67	1	FUZZY ZOELLER.....	204
3T	FUZZY ZOELLER.....	67	2	Curtis Strange.....	207
6T	Barry Jaeckel.....	68	3	Hale Irwin.....	208
6T	Keith Fergus.....	68	4T	Tom Kite.....	209
6T	George Burns.....	68	4T	Scott Simpson.....	209
6T	Terry Mauney.....	68	4T	Keith Fergus.....	209
At 36		At 72			
1	FUZZY ZOELLER.....	136	1	FUZZY ZOELLER.....	274
2	Hale Irwin.....	137	2	Hale Irwin.....	278
3T	Tom Kite.....	138	2	Tom Kite.....	279
3T	Keith Fergus.....	138	3T	Scott Simpson.....	279
5T	Jerry Heard.....	139	3T	Curtis Strange.....	279

HIGHLIGHTS



Fuzzy Zoeller

Rain struck Colonial for the second straight year, washing out round two. First round leaders Ray Floyd and Mike Sullivan quickly gave way to Fuzzy Zoeller, who overcame a bad back with deadly accurate putting. Grabbing a one-stroke lead after two rounds, Zoeller set a pace his peers never challenged. His six-under-par 274 after a 36-hole Sunday bettered Hale Irwin by four strokes, as only five players finished below par.

No 80s in '81

The 1981 tournament was the first in Colonial history in which no player carded an 80 or over. Since its beginning in 1946, the tournament has averaged just under seven such rounds each year, and only nine times has there only been one 80-or-over round turned in. However, there were six players who carded 79s in 1981. Subsequent years with no rounds in the 80s were 1994, 1998 and 2003.

*Because of a rain delay, 36 holes were played on Sunday. This reduced the cut to the top 60 players instead of the top 70. However, those players at 145 received \$627 each, while those at 146 each received \$591.

Names in italics designate amateurs.

1980 COLONIAL RESULTS

May 16-18

Rank	Player	1R	2R	3R	4R	Total	Money
1	Bruce Lietzke.....	63	68	71	69	271	\$54,000
2	Ben Crenshaw.....	67	66	70	69	272	32,400
3	Jeff Mitchell.....	65	73	70	65	273	20,400
4T	Tom Watson.....	66	68	71	69	274	13,200
4T	Doug Tewell.....	71	65	69	69	274	13,200
6	Andy Bean.....	70	67	71	67	275	10,800
7T	Lon Hinkle.....	71	64	72	69	276	9,675
7T	Bob Murphy.....	70	69	67	70	276	9,675
9T	Tom Kite.....	67	71	67	72	277	7,800
9T	Ed Sneed.....	68	71	70	67	277	7,800
9T	Lee Trevino.....	66	72	69	70	277	7,800
9T	Ed Fiori.....	70	69	68	70	277	7,800
13T	Fuzzy Zoeller.....	67	72	70	69	278	5,800
13T	Mike Reid.....	70	71	67	70	278	5,800
13T	Peter Jacobsen.....	70	71	68	69	278	5,800
16T	David Graham.....	68	71	68	72	279	4,209
16T	Frank Conner.....	67	74	72	66	279	4,209
16T	Terry Mauney.....	69	73	70	67	279	4,209
16T	Bill Rogers.....	71	70	67	71	279	4,209
16T	Dan Pohl.....	72	70	69	68	279	4,209
16T	John Fought.....	72	71	68	68	279	4,209
16T	Jerry Pate.....	70	69	71	69	279	4,209
23T	Mark Pfeil.....	72	71	67	70	280	2,880
23T	David Edwards.....	69	73	69	69	280	2,880
23T	Curtis Strange.....	70	68	71	71	280	2,880
26T	Bruce Devlin.....	71	71	69	70	281	2,220
26T	Bill Kratzert.....	70	72	70	69	281	2,220
26T	Chi Chi Rodriguez.....	68	68	73	72	281	2,220
26T	George Cadle.....	70	70	70	71	281	2,220
26T	Jay Haas.....	70	71	69	71	281	2,220
31T	Tom Weiskopf.....	69	67	70	76	282	1,779
31T	Gil Morgan.....	72	65	67	78	282	1,779
31T	Jim Colbert.....	69	66	71	76	282	1,779
31T	Bud Allin.....	73	70	67	72	282	1,779
31T	Gary Koch.....	71	70	70	71	282	1,779
36T	Bob Byman.....	70	72	74	67	283	1,352
36T	Don Pooley.....	70	70	69	74	283	1,352
36T	Howard Twitty.....	73	67	72	71	283	1,352
36T	Victor Regalado.....	70	70	70	73	283	1,352
36T	John Mahaffey.....	72	70	67	74	283	1,352
36T	Artie McNickle.....	70	72	69	72	283	1,352
36T	Andy North.....	68	72	73	70	283	1,352
43T	Bobby Wadkins.....	68	74	69	73	284	990
43T	Ray Floyd.....	70	70	73	71	284	990
43T	John Cook.....	69	72	71	72	284	990
43T	Craig Stadler.....	75	67	72	70	284	990
43T	Lou Graham.....	71	69	72	72	284	990
48T	Charles Coody.....	70	73	69	73	285	763
48T	J. C. Snead.....	69	71	71	74	285	763
48T	Wayne Levi.....	74	69	73	69	285	763
48T	Gibby Gilbert.....	71	69	70	75	285	763
48T	Scott Simpson.....	72	69	71	73	285	763
53T	Dan Halldorson.....	71	69	74	72	286	691
53T	Jim Thorpe.....	70	73	72	71	286	691
53T	Mike Morley.....	71	69	77	69	286	691
53T	Homero Blancas.....	70	72	73	71	286	691
53T	Bob E. Smith.....	69	72	73	72	286	691
58T	Al Geiberger.....	72	71	72	72	287	660
58T	Mike Sullivan.....	70	73	72	72	287	660
58T	Terry Diehl.....	72	71	69	75	287	660
58T	Alan Tapie.....	70	68	72	72	287	660
58T	Tom Purtzer.....	71	70	74	72	287	660
63	Dave Stockton.....	67	72	71	79	289	642
64	Steve Melnyk.....	71	71	74	74	290	636
65	Mark McCumber.....	75	68	71	81	295	630


DID NOT MAKE CUT*

Keith Fergus.....	(72 - 72) - 144	Jim Simons.....	(73 - 73) - 146
D.A. Weibring.....	(74 - 70) - 144	Peter Oosterhuis.....	(76 - 71) - 147
Grier Jones.....	(74 - 70) - 144	Morris Hatafsky.....	(75 - 72) - 147
Jerry McGee.....	(71 - 73) - 144	Ron Streck.....	(73 - 74) - 147
Miller Barber.....	(75 - 69) - 144	Bob Gilder.....	(77 - 70) - 147
Tommy Aaron.....	(72 - 72) - 144	Mark Lye.....	(76 - 71) - 147
Gene Littler.....	(73 - 71) - 144	Lee Elder.....	(74 - 73) - 147
Dave Eichelberger.....	(74 - 70) - 144	Jim Boros.....	(74 - 74) - 148
Mark O'Meara.....	(71 - 74) - 145	Jim Nelford.....	(75 - 73) - 148
Jack Renner.....	(73 - 72) - 145	Buddy Gardner.....	(76 - 72) - 148
Bobby Walzel.....	(72 - 73) - 145	Brad Bryant.....	(74 - 75) - 149
Rex Caldwell.....	(71 - 74) - 145	Mike Brannan.....	(74 - 75) - 149
Mark Hayes.....	(71 - 74) - 145	Lindy Miller.....	(75 - 75) - 150
Joe Inman.....	(71 - 75) - 145	Ray Barr.....	(76 - 76) - 152
Kermit Zarley.....	(77 - 69) - 146	Orville Moody.....	(77 - 75) - 152
Bill Calfee.....	(73 - 73) - 146	John Schroeder.....	(75 - 78) - 153
Larry Nelson.....	(73 - 73) - 146	Wally Armstrong.....	78-wd
Don January.....	(73 - 73) - 146	Rod Curl.....	78-wd
Jack Newton.....	(74 - 72) - 146		

1980 CHAMPIONSHIP RACE

At 18		At 36			
1	BRUCE LIETZKE.....	63	1	BRUCE LIETZKE.....	131
2	Jeff Mitchell.....	65	2	Ben Crenshaw.....	133
3T	Tom Watson.....	66	3	Tom Watson.....	134
3T	Lee Trevino.....	66	4T	Lon Hinkle.....	135
5T	Fuzzy Zoeller.....	67	4T	Jim Colbert.....	135
5T	Tom Kite.....	67			
5T	Frank Conner.....	67			
5T	Dave Stockton.....	67	1	BRUCE LIETZKE.....	202
5T	Ben Crenshaw.....	67	2	Ben Crenshaw.....	203
10T	Andy North.....	68	3	Gil Morgan.....	204
10T	Chi Chi Rodriguez.....	68	4T	Tom Watson.....	205
10T	David Graham.....	68	4T	Doug Tewell.....	205
10T	Ed Sneed.....	68	4T	Tom Kite.....	205
10T	Bobby Wadkins.....	68			
15T	J. C. Snead.....	69	1	BRUCE LIETZKE.....	271
15T	John Cook.....	69	2	Ben Crenshaw.....	272
15T	Jim Colbert.....	69	3	Jeff Mitchell.....	273
15T	Bob E. Smith.....	69	4T	Tom Watson.....	274
15T	Tom Weiskopf.....	69	4T	Doug Tewell.....	274
15T	Terry Mauney.....	69			
15T	David Edwards.....	69			

HIGHLIGHTS



Bruce Lietzke

Rain caused a one-day postponement of the first round, but Bruce Lietzke opened the tournament on Friday with a course record-tying 63 and led the pack from start to finish. Lietzke's 63, which included a hole-in-one on the 16th, tied the mark set by Dale Douglass in 1970. The champ also tied the then 36-hole record of 131. He sunk a 25-foot birdie on the final hole to nip Ben Crenshaw by one stroke.

A then record 90 sub-par rounds were fired and 22 golfers wound up under par for the tournament. Due to the Thursday rain-out, 36 holes were played on Sunday.

*Because of a rain delay, 36 holes were played on Sunday. This reduced the cut to the top 60 players instead of the top 70. Players at 144 who did not play final 36, were thus paid \$603 each.

Names in italics designate amateurs.

1979 COLONIAL RESULTS

May 17-20

Rank	Player	1R	2R	3R	4R	Total	Money
1	Al Geiberger.....	68	69	64	73	274	\$54,000
2T	Gene Littler.....	70	70	67	68	275	26,400
2T	Don January.....	72	70	68	65	275	26,400
4T	Tom Watson.....	71	73	65	67	276	13,200
4T	Jim Colbert.....	70	73	64	69	276	13,200
6T	Leonard Thompson.....	65	68	73	72	278	10,425
6T	Fuzzy Zoeller.....	70	68	70	70	278	10,425
8T	Wayne Levi.....	68	71	71	69	279	8,400
8T	Ed Sneed.....	69	74	69	67	279	8,400
8T	Lindy Miller.....	68	74	70	67	279	8,400
8T	Jack Renner.....	70	74	66	69	279	8,400
12T	Gil Morgan.....	69	67	71	73	280	6,600
12T	D. A. Weibring.....	70	69	69	72	280	6,600
14T	Howard Twitty.....	72	68	69	72	281	4,950
14T	Barry Jaeckel.....	70	67	68	76	281	4,950
14T	Bob Shearer.....	73	71	69	68	281	4,950
14T	Bruce Lietzke.....	66	73	74	68	281	4,950
14T	Ben Crenshaw.....	70	70	70	71	281	4,950
14T	Keith Fergus.....	71	69	70	71	281	4,950
20T	Grier Jones.....	67	69	72	74	282	3,250
20T	Bruce Devlin.....	70	69	71	72	282	3,250
20T	Hale Irwin.....	70	72	69	71	282	3,250
20T	Alan Tapie.....	74	70	69	69	282	3,250
20T	Buddy Gardner.....	71	72	71	68	282	3,250
20T	Lee Elder.....	73	72	70	67	282	3,250
20T	Bobby Clampett.....	71	72	69	70	282	3,250
27T	Mike Sullivan.....	70	66	74	73	283	2,042
27T	Gibby Gilbert.....	68	73	71	71	283	2,042
27T	Hubert Green.....	72	70	70	71	283	2,042
27T	Mark Hayes.....	73	68	72	70	283	2,042
27T	Bobby Wadkins.....	72	66	73	72	283	2,042
27T	Jim Nelford.....	69	71	71	72	283	2,042
27T	Jerry Pate.....	68	71	72	72	283	2,042
27T	Orville Moody.....	71	72	70	70	283	2,042
27T	Lee Trevino.....	66	73	74	70	283	2,042
36T	Mark Lye.....	75	70	64	75	284	1,447
36T	Tom Purtzer.....	69	76	68	71	284	1,447
36T	Bill Rogers.....	73	72	71	68	284	1,447
36T	Jay Haas.....	68	73	70	73	284	1,447
36T	Craig Stadler.....	72	72	69	71	284	1,447
36T	Kermit Zarley.....	69	74	77	64	284	1,447
42T	David Graham.....	69	73	73	70	285	1,050
42T	J. C. Sneed.....	70	72	72	71	285	1,050
42T	Jerry McGee.....	69	69	72	75	285	1,050
42T	Bobby Walzel.....	74	71	71	69	285	1,050
42T	Tom Weiskopf.....	72	69	72	72	285	1,050
42T	Charles Coody.....	71	73	68	73	285	1,050
42T	David Edwards.....	74	70	74	67	285	1,050
49T	Bob E. Smith.....	70	70	72	74	286	763
49T	Tom Kite.....	70	72	70	74	286	763
49T	Lanny Wadkins.....	71	72	73	70	286	763
49T	Julius Boros.....	71	71	72	72	286	763
49T	Mac McLendon.....	69	73	74	70	286	763
54T	Rod Curl.....	71	72	66	78	287	694
54T	Artie McNickle.....	68	70	76	73	287	694
54T	Jim Thorpe.....	72	72	68	75	287	694
54T	Tommy Aaron.....	71	73	73	70	287	694
58T	Dave Stockton.....	74	67	70	77	288	675
58T	Wally Armstrong.....	69	73	72	74	288	675
60T	Jack Newton.....	68	73	73	75	289	660
60T	Peter Jacobsen.....	71	72	74	72	289	660
60T	Gary Koch.....	73	70	74	72	289	660
63T	Fred Marti.....	69	71	78	72	290	642
63T	Chi Chi Rodriguez.....	73	70	74	73	290	642
63T	Pat McGowan.....	73	70	73	74	290	642
66	Mark McCumber.....	71	70	74	77	292	630
67	Mike McCullough.....	71	74	76	72	293	624
68T	Jeff Hewes.....	71	74	72	77	294	612
68T	Tim Simpson.....	70	71	77	76	294	612
68T	Jim Simons.....	73	72	78	71	294	612
71	John Schroeder.....	75	70	79	75	299	600

DID NOT MAKE CUT

Bill Kratzert.....	(72 - 74) - 146	Victor Regalado.....	(72 - 76) - 148
Bob Mann.....	(72 - 74) - 146	Homero Blancas.....	(69 - 80) - 149
Doug Tewell.....	(74 - 72) - 146	Morris Hatafsky.....	(72 - 77) - 149
Phil Hancock.....	(72 - 74) - 146	Curtis Strange.....	(74 - 75) - 149
Bob Zender.....	(70 - 76) - 146	Rex Caldwell.....	(70 - 80) - 150
Mike Reid.....	(72 - 74) - 146	Miller Barber.....	(77 - 73) - 150
Bob Gilder.....	(73 - 73) - 146	Payne Stewart.....	(76 - 74) - 150
Bob Murphy.....	(72 - 74) - 146	Ron Streck.....	(73 - 78) - 151
Scott Simpson.....	(75 - 72) - 147	Jerry Heard.....	(72 - 79) - 151
Ken Still.....	(72 - 75) - 147	John Mahaffey.....	(77 - 74) - 151
Frank Conner.....	(73 - 74) - 147	Marty Fleckman.....	(79 - 73) - 152
Mike Morley.....	(74 - 74) - 148	Bob Byman.....	(78 - 76) - 154
Dave Eichelberger.....	(72 - 76) - 148	Brad Bryant.....	(77 - 78) - 155
Larry Nelson.....	(72 - 76) - 148	Lon Hinkle.....	(76 - 80) - 156
Lou Graham.....	(72 - 76) - 148	Steve Melnyk.....	74-wd
Jim Dent.....	(70 - 78) - 148		

1979 CHAMPIONSHIP RACE

At 18		At 36			
1	Leonard Thompson.....	65	1	Leonard Thompson.....	133
2T	Bruce Lietzke.....	66	2T	Mike Sullivan.....	136
2T	Lee Trevino.....	66	2T	Grier Jones.....	136
4	Grier Jones.....	67	2T	Gil Morgan.....	136
5T	AL GEIBERGER.....	68	5T	AL GEIBERGER.....	137
5T	Jay Haas.....	68	5T	Barry Jaeckel.....	137
5T	Artie McNickle.....	68			
5T	Lindy Miller.....	68	1	AL GEIBERGER.....	201
5T	Wayne Levi.....	68	2	Barry Jaeckel.....	205
5T	Jerry Pate.....	68	3	Leonard Thompson.....	206
5T	Jack Newton.....	68			
5T	Gibby Gilbert.....	68			
		At 72			
1	AL GEIBERGER.....	274			
2T	Gene Littler.....	275			
2T	Don January.....	275			

HIGHLIGHTS



Al Geiberger

Forty-one-year-old Al Geiberger won the tournament by a single stroke over 48-year-old Gene Littler and 49-year-old Don January. It was the second victory here for Geiberger, who won the 1975 Tournament Players Championship. Littler had a shot at the crown, but double-bogied the 17th hole in the final round.

Orville Moody scored Colonial's sixth ace. Kermit Zarley's 64 was the best final round ever shot here, a record that stood until 1990.

1978 COLONIAL RESULTS

May 11-14

Rank	Player	1R	2R	3R	4R	Total	Money
1	Lee Trevino.....	66	68	68	66	268	\$40,000
2T	Jerry Pate.....	69	67	71	65	272	18,500
2T	Jerry Heard.....	67	66	71	68	272	18,500
4T	Tom Watson.....	69	68	68	68	273	8,800
4T	Steve Melnyk.....	65	68	70	70	273	8,800
6	Tom Weiskopf.....	72	68	71	65	276	7,200
7	Gary Koch.....	70	69	69	69	277	6,400
8T	Tom Purtzer.....	70	68	68	73	279	5,020
8T	Jim Simons.....	70	67	71	71	279	5,020
8T	Tom Kite.....	68	69	70	72	279	5,020
8T	Andy Bean.....	67	70	73	69	279	5,020
8T	John Mahaffey.....	71	69	72	67	279	5,020
13T	Jack Renner.....	69	71	69	71	280	3,600
13T	Don January.....	72	68	70	70	280	3,600
13T	Alan Tapie.....	68	73	70	69	280	3,600
16T	Fuzzy Zoeller.....	66	69	72	74	281	2,800
16T	Danny Edwards.....	67	68	72	74	281	2,800
16T	Mike Morley.....	67	69	73	72	281	2,800
16T	Mike Sullivan.....	66	69	75	71	281	2,800
16T	Curtis Strange.....	67	71	72	71	281	2,800
21T	Ray Floyd.....	70	71	71	70	282	2,100
21T	Hubert Green.....	73	69	69	71	282	2,100
23T	Bobby Cole.....	69	72	73	69	283	1,688
23T	Craig Stadler.....	68	73	73	69	283	1,688
23T	Ed Fiori.....	67	77	71	68	283	1,688
23T	Barry Jaeckel.....	72	70	73	68	283	1,688
23T	Doug Tewell.....	68	73	74	68	283	1,688
28T	Charles Coody.....	67	72	73	72	284	1,301
28T	Bruce Devlin.....	70	70	72	72	284	1,301
28T	Howard Twitty.....	74	68	71	71	284	1,301
28T	Al Geiberger.....	70	73	71	70	284	1,301
28T	Victor Regalado.....	70	73	72	69	284	1,301
28T	John Schroeder.....	71	68	76	69	284	1,301
28T	Mac McLendon.....	72	73	72	67	284	1,301
35	Mike Reid.....	69	72	75	69	285	1,080
36T	J. C. Snead.....	70	73	69	74	286	942
36T	Wally Armstrong.....	70	75	69	72	286	942
36T	Fred Marti.....	70	70	75	71	286	942
36T	Jeff Mitchell.....	73	69	74	70	286	942
36T	Lou Graham.....	72	71	74	69	286	942
41T	Grier Jones.....	71	68	70	78	287	680
41T	Kermit Zarley.....	71	73	67	76	287	680
41T	Mark Hayes.....	68	76	75	68	287	680
41T	Morris Hatafsky.....	72	72	73	70	287	680
41T	Lon Hinkle.....	70	72	73	72	287	680
41T	Jay Haas.....	72	67	75	73	287	680
41T	Bob Gilder.....	70	73	70	74	287	680
41T	Bill Rogers.....	73	69	71	74	287	680
49T	Keith Fergus.....	71	71	77	69	288	476
49T	Lindy Miller.....	72	72	73	71	288	476
49T	Don Pooley.....	72	70	73	73	288	476
49T	Roger Maltbie.....	69	73	74	72	288	476
49T	Gary Player.....	73	69	74	72	288	476
49T	Rik Massengale.....	69	72	74	73	288	476
49T	Leonard Thompson.....	75	70	70	73	288	476
49T	Mark Pfeil.....	71	73	69	75	288	476
49T	Terry Diehl.....	71	73	77	71	288	476
58T	John Lister.....	72	70	75	72	289	420
58T	John Fought III.....	73	70	74	72	289	420
58T	Gil Morgan.....	66	71	77	75	289	420
61T	Don Bies.....	70	69	74	77	290	390
61T	Gary McCord.....	71	72	73	74	290	390
61T	George Burns.....	70	73	75	72	290	390
64	Peter Oosterhuis.....	71	71	76	73	291	370
65T	Homero Blancas.....	72	69	73	78	292	355
65T	Gene Littler.....	73	71	74	74	292	355
67T	Forrest Fezler.....	71	74	75	73	293	335
67T	Lee Elder.....	73	69	76	75	293	335
69T	Bob E. Smith.....	73	68	76	77	294	310
69T	Larry Ziegler.....	68	73	75	78	294	310
69T	Butch Baird.....	70	74	78	72	294	310
72	Bobby Walzel.....	71	74	74	76	295	—

Names in italics designate amateurs.

Rank	Player	1R	2R	3R	4R	Total	Money
73T	Bob Murphy.....	72	73	75	77	297	—
73T	George Cadle.....	69	75	75	78	297	—
73T	Eddie Pearce.....	73	72	73	79	297	—
76	Jim Dent.....	72	73	75	78	298	—

DID NOT MAKE CUT

Julius Boros.....	(74 - 72) - 146	Rex Caldwell.....	(77 - 71) - 148
Bill Kratzer.....	(75 - 71) - 146	Ben Crenshaw.....	(73 - 75) - 148
Chi Chi Rodriguez.....	(71 - 75) - 146	Bob Shearer.....	(76 - 72) - 148
Bob Wynn.....	(71 - 75) - 146	Joe Inman.....	(73 - 75) - 148
Larry Nelson.....	(73 - 73) - 146	Bob Eastwood.....	(74 - 74) - 148
Bobby Wadkins.....	(72 - 74) - 146	Ken Still.....	(72 - 76) - 148
Lyn Lott.....	(71 - 76) - 147	Ed Sneed.....	(73 - 75) - 148
Bruce Lietzke.....	(72 - 75) - 147	Bill Calfee.....	(80 - 70) - 150
Jim Colbert.....	(71 - 76) - 147	Tim Simpson.....	(75 - 75) - 150
Dave Stockton.....	(72 - 75) - 147	Dave Eichelberger.....	(71 - 80) - 151
Rod Curl.....	(75 - 72) - 147	Doug Sanders.....	(76 - 77) - 153
Orville Moody.....	(74 - 73) - 147	Gary Hallberg.....	(75 - 82) - 157
Phil Hancock.....	(72 - 72) - 147	Joe Porter.....	(74 - 84) - 158

1978 CHAMPIONSHIP RACE

At 18		At 36			
1	Steve Melnyk.....	65	3	LEE TREVINO.....	134
2T	LEE TREVINO.....	66	4T	Mike Sullivan.....	135
2T	Fuzzy Zoeller.....	66	4T	Fuzzy Zoeller.....	135
2T	Gil Morgan.....	66	4T	Danny Edwards.....	135
2T	Mike Sullivan.....	66			
6T	Curtis Strange.....	67	1	LEE TREVINO.....	202
6T	Andy Bean.....	67	2	Steve Melnyk.....	203
6T	Danny Edwards.....	67	3	Jerry Heard.....	204
6T	Jerry Heard.....	67	4	Tom Watson.....	205
6T	Ed Fiori.....	67			
6T	Charles Coody.....	67	1	LEE TREVINO.....	268
6T	Mike Morley.....	67	2T	Jerry Pate.....	272
			2T	Jerry Heard.....	272
1T	Steve Melnyk.....	133	4T	Steve Melnyk.....	273
1T	Jerry Heard.....	133	4T	Tom Watson.....	273

HIGHLIGHTS



Lee Trevino

Lee Trevino just kept firing those sub-par rounds, and finally, the competition wilted. His 66-68-68-66 — 268 was a record winning low at Colonial and five strokes better than the 273 he fired in winning the 1976 championship here. Trevino also became the first golfer to top \$100,000 in Colonial prize money, and the fourth man to win two Colonial titles.

George Burns scored the first double-eagle in Colonial history by firing a two on the par-five first hole in the opening round, and Fuzzy Zoeller fired a record three eagles.

In fact, the entire field set a record for number of eagles and sub-par rounds scored during the tournament. The eagles record (22) stood for 20 years. The sub-par mark was surpassed almost every year after that.

1977 COLONIAL RESULTS

May 12-15

Rank	Player	1R	2R	3R	4R	Total	Money
1	Ben Crenshaw	65	70	68	69	272	\$40,000
2	John Schroeder	66	65	71	71	273	22,800
3	Tom Watson	67	72	68	67	274	14,200
4T	Al Geiberger	65	71	73	68	277	8,800
4T	Lyn Loft	72	72	67	66	277	8,800
6T	Butch Baird	68	73	68	70	279	6,500
6T	Ed Sneed	67	70	71	71	279	6,500
6T	Miller Barber	69	73	69	68	279	6,500
9T	Hubert Green	69	73	70	68	280	5,200
9T	Wally Armstrong	70	73	69	68	280	5,200
11T	Rik Massengale	72	66	72	71	281	3,800
11T	Tom Kite	67	71	72	71	281	3,800
11T	B. R. McLendon	68	74	69	70	281	3,800
11T	Bruce Lietzke	71	71	72	67	281	3,800
11T	Lee Trevino	70	67	73	71	281	3,800
11T	Chi Chi Rodriguez	66	70	73	72	281	3,800
17T	Jim Masserio	68	71	71	73	283	2,800
17T	George Archer	71	71	71	70	283	2,800
17T	Gil Morgan	72	71	71	69	283	2,800
20T	George Cadle	69	70	73	72	284	1,983
20T	Jerry McGee	70	75	69	70	284	1,983
20T	Bruce Devlin	69	74	71	70	284	1,983
20T	Woody Blackburn	76	70	69	69	284	1,983
20T	Joe Inman	71	70	73	70	284	1,983
20T	Bill Rogers	71	70	75	68	284	1,983
26T	Stan Lee	73	70	67	75	285	1,390
26T	Roger Maltbie	66	70	75	74	285	1,390
26T	Don January	72	68	73	72	285	1,390
26T	Tom Weiskopf	72	70	72	71	285	1,390
26T	Gary McCord	67	76	72	70	285	1,390
26T	Julius Boros	68	72	75	70	285	1,390
26T	Doug Tewell	73	69	73	70	285	1,390
26T	Bob E. Smith	70	72	73	70	285	1,390
34T	Ed Dougherty	69	70	73	74	286	1,010
34T	Gary Player	71	72	72	71	286	1,010
34T	Grier Jones	70	71	74	71	286	1,010
34T	Rod Curl	68	77	71	70	286	1,010
34T	Bill Kratzert	70	74	72	70	286	1,010
34T	Lee Elder	68	75	74	69	286	1,010
40T	Dave Eichelberger	69	70	73	75	287	800
40T	Bob Dickson	72	74	70	71	287	800
40T	Bob Gilder	75	70	71	71	287	800
40T	Dave Stockton	72	70	74	71	287	800
44T	Ray Floyd	72	70	69	77	288	640
44T	Johnny Miller	73	69	71	75	288	640
44T	Lou Graham	70	70	72	76	288	640
44T	Hale Irwin	71	73	70	74	288	640
48T	Danny Edwards	73	73	69	74	289	520
48T	Graham Marsh	73	71	71	74	289	520
48T	Andy North	70	71	74	74	289	520
48T	Lindy Miller	75	71	74	69	289	520
52T	Bobby Wadkins	70	69	77	74	290	480
52T	Gibby Gilbert	69	74	75	72	290	480
52T	Mike McCullough	72	72	73	73	290	480
55T	Fred Marti	72	70	77	291	435	
55T	Lanny Wadkins	72	71	72	76	291	435
55T	Ron Cernudo	71	72	72	76	291	435
55T	Fuzzy Zoeller	73	72	72	74	291	435
55T	Kermit Zarley	73	73	74	71	291	435
55T	John Schlee	72	74	76	69	291	435
61T	Lon Hinkle	71	71	73	77	292	390
61T	Gay Brewer	72	71	75	74	292	390
61T	Craig Stadler	74	72	74	72	292	390
64T	Ed Sabo	71	75	75	72	293	365
64T	Bobby Walzel	71	74	76	72	293	365
66	Mark Lye	72	74	75	74	295	350
67	Jay Haas	72	73	77	74	296	340
68	Bill Mallon	71	74	77	75	297	330
69	Keith Fergus	70	71	78	81	300	320
70T	Bob Wynn	70	74	78	79	301	305
70T	Don Bies	74	71	77	79	301	305
72	Jim Simons	73	71	dq			

DID NOT MAKE CUT

Peter Oosterhuis	(74 - 73) - 147	Doug Sanders	(74 - 75) - 149
Bobby Cole	(73 - 74) - 147	Tom Purtzer	(74 - 75) - 149
Leonard Thompson	(72 - 75) - 147	Barry Jaeckel	(73 - 77) - 150
Tom Jenkins	(76 - 71) - 147	Joe Porter	(76 - 74) - 150
John Jacobs	(75 - 72) - 147	Bob Murphy	(73 - 77) - 150
Howard Twitty	(73 - 74) - 147	Forrest Fezler	(72 - 78) - 150
Tommy Aaron	(72 - 75) - 147	Bill Sander	(75 - 76) - 151
Mark Hayes	(68 - 80) - 148	Larry Nelson	(74 - 78) - 152
Victor Regalado	(74 - 74) - 148	Homero Blancas	(78 - 74) - 152
Alan Tapie	(73 - 75) - 148	Dale Hayes	(76 - 77) - 153
Steve Melnyk	(74 - 74) - 148	Mike Reid	(77 - 76) - 153
Dwight Nevil	(75 - 73) - 148	Eddie Pearce	(78 - 76) - 154
Gene Littler	(72 - 76) - 148	Bud Allin	76-wd
Jim Dent	(76 - 72) - 148	Terry Diehl	76-wd
Charles Coody	(74 - 75) - 149	Ken Still	wd

1977 CHAMPIONSHIP RACE

At 18		At 36			
1T	BEN CRENSHAW	65	3T	Roger Maltbie	136
1T	Al Geiberger	65	3T	Al Geiberger	136
3T	Chi Chi Rodriguez	66	3T	Chi Chi Rodriguez	136
3T	John Schroeder	66			
3T	Roger Maltbie	66			
6T	Ed Sneed	67	1	John Schroeder	202
6T	Gary McCord	67	2	BEN CRENSHAW	203
6T	Tom Watson	67	3	Tom Watson	207
6T	Tom Kite	67			
At 36		At 72			
1	John Schroeder	131	1	BEN CRENSHAW	272
2	BEN CRENSHAW	135	2	John Schroeder	273
			3	Tom Watson	274

HIGHLIGHTS



Ben Crenshaw

Tom Kite said Colonial was playing as easy as he'd ever seen it - no wind, little rough. School chum Ben Crenshaw agreed, carding 11 one-putts for a first round record-tying 65. But he still needed a hard-charging 31 on the back nine Sunday to steal the tournament from leader John Schroeder. A putt on the final hole, that missed by only an inch, cost Schroeder a tie. Schroeder, who had tied the 36-hole record of 131, held the lead going into the final round of play. Crenshaw caught him on the 14th hole Sunday and birdied for the lead at #17.

Third-place Tom Watson, who lost by only two shots, probably still remembers the quintuple-bogey nine he took on the ninth hole on Friday.

1976 COLONIAL RESULTS

May 13-16

Rank	Player	1R	2R	3R	4R	Total	Money
1	Lee Trevino.....	68	64	68	73	273	\$40,000
2	Mike Morley.....	70	68	67	69	274	22,800
3T	Don January.....	68	68	69	72	277	11,800
3T	Tom Weiskopf.....	68	71	67	71	277	11,800
5T	Tom Kite.....	69	68	72	69	278	7,267
5T	Bob Gilder.....	69	73	66	70	278	7,267
5T	John Mahaffey.....	69	72	68	69	278	7,267
8T	Grier Jones.....	72	69	71	67	279	5,225
8T	Bob E. Smith.....	70	72	68	69	279	5,225
8T	Hubert Green.....	67	72	70	70	279	5,225
8T	Miller Barber.....	68	65	70	76	279	5,225
12T	John Schlee.....	74	67	69	71	281	4,000
12T	Barry Jaeckel.....	68	73	69	71	281	4,000
14T	David Graham.....	71	72	69	70	282	3,300
14T	Jerry Pate.....	72	70	68	72	282	3,300
14T	Ed Sneed.....	72	71	66	73	282	3,300
14T	Charles Coody.....	72	70	67	73	282	3,300
18T	Jerry McGee.....	70	68	76	69	283	2,600
18T	Gary Player.....	70	67	74	72	283	2,600
18T	Peter Oosterhuis.....	68	73	68	74	283	2,600
21T	Ray Floyd.....	71	70	73	70	284	2,027
21T	Gay Brewer.....	71	71	68	74	284	2,027
21T	Marty Fleckman.....	71	67	69	77	284	2,027
24T	Kermit Zarley.....	73	69	73	70	285	1,608
24T	Lou Graham.....	74	68	73	70	285	1,608
24T	Art Wall, Jr.....	73	68	73	71	285	1,608
24T	Don Iverson.....	70	70	74	71	285	1,608
24T	Rik Massengale.....	72	72	69	72	285	1,608
29T	Bob Dickson.....	69	71	76	70	286	1,272
29T	Bill Rogers.....	74	69	74	69	286	1,272
29T	B. R. McLendon.....	72	71	72	71	286	1,272
29T	Rod Curl.....	70	70	75	71	286	1,272
29T	Forrest Fezler.....	71	74	69	72	286	1,272
29T	Lyn Lott.....	72	68	71	75	286	1,272
35T	Al Geiberger.....	74	72	71	70	287	944
35T	Terry Diehl.....	74	72	69	72	287	944
35T	Bruce Lietzke.....	72	74	69	72	287	944
35T	Lanny Wadkins.....	72	72	71	72	287	944
35T	Julius Boros.....	75	66	73	73	287	944
35T	Tom Watson.....	72	71	71	73	287	944
35T	Don Bies.....	69	71	70	77	287	944
42T	Ben Crenshaw.....	74	70	74	70	288	680
42T	Gibby Gilbert.....	73	72	71	72	288	680
42T	Larry Nelson.....	72	69	73	74	288	680
42T	Bobby Wadkins.....	69	73	72	74	288	680
42T	Lee Elder.....	74	67	71	76	288	680
42T	Dave Stockton.....	67	69	75	77	288	680
48T	Chi Chi Rodriguez.....	72	74	73	70	289	506
48T	Wally Armstrong.....	69	73	74	73	289	506
48T	Roger Maltbie.....	71	73	72	73	289	506
48T	Ken Still.....	74	72	69	74	289	506
48T	Hale Irwin.....	71	70	70	78	289	506
53T	Steve Melnyk.....	77	69	70	74	290	455
53T	Butch Baird.....	72	74	70	74	290	455
53T	Tommy Aaron.....	70	71	74	75	290	455
53T	Bobby Cole.....	74	71	70	75	290	455
57T	Larry Hinson.....	71	73	76	71	291	400
57T	Jim Masserio.....	71	73	74	73	291	400
57T	Larry Ziegler.....	71	71	76	73	291	400
57T	Frank Beard.....	76	70	73	72	291	400
57T	Howard Twitty.....	72	71	73	75	291	400
57T	Victor Regalado.....	72	73	71	75	291	400
57T	Fred Marti.....	71	73	71	76	291	400
64T	Leonard Thompson.....	72	74	77	69	292	340
64T	Eddie Pearce.....	74	71	74	73	292	340
64T	Gary McCord.....	69	77	74	72	292	340
64T	Alan Tapie.....	74	71	73	74	292	340
64T	Jim Dent.....	72	72	70	78	292	340
69T	Gil Morgan.....	71	73	75	74	293	305
69T	Tom Jenkins.....	70	74	72	77	293	305
71T	Mark Hayes.....	76	70	76	72	294	—
71T	Gary Koch.....	75	70	74	75	294	—
73	Bobby Mitchell.....	72	74	77	72	295	—

Names in italics designate amateurs.

DID NOT MAKE CUT

Jim Simons.....	(70 - 77) - 147	Gary Groh.....	(77 - 73) - 150
George Burns.....	(75 - 72) - 147	Joe Inman.....	(74 - 76) - 150
Gene Littler.....	(76 - 71) - 147	Lionel Hebert.....	(72 - 78) - 150
Danny Edwards.....	(74 - 73) - 147	Dave Newquist.....	(77 - 73) - 150
Ed Dougherty.....	(72 - 72) - 147	Tom Shaw.....	(77 - 74) - 151
Dean Refram.....	(71 - 76) - 147	John Grace.....	(76 - 75) - 151
Homero Blancas.....	(74 - 74) - 148	Bud Allin.....	(74 - 78) - 152
Andy North.....	(72 - 76) - 148	George Cadle.....	(76 - 76) - 152
Bob Murphy.....	(72 - 76) - 148	Dennie Meyer.....	(75 - 78) - 153
Bruce Devlin.....	(73 - 75) - 148	John Schroeder.....	(77 - 76) - 153
Doug Sanders.....	(73 - 75) - 148	Andy Bean.....	(78 - 75) - 153
Keith Fergus.....	(73 - 75) - 148	Labron Harris.....	(75 - 79) - 154
Allen Miller.....	(75 - 74) - 149	Bruce Crampton.....	(81 - 76) - 157
Billy Casper.....	(74 - 75) - 149	Mike Hill.....	78-wd
Dale Douglass.....	(74 - 76) - 150		

1976 CHAMPIONSHIP RACE

At 18		At 36			
1T	Dave Stockton.....	67	3T	Don January.....	136
1T	Hubert Green.....	67	3T	Dave Stockton.....	136
3T	LEE TREVINO.....	68	At 54		
3T	Don January.....	68	1	LEE TREVINO.....	200
3T	Barry Jaeckel.....	68	2	Miller Barber.....	203
3T	Peter Oosterhuis.....	68	3T	Don January.....	205
3T	Tom Weiskopf.....	68	3T	Mike Morley.....	205
3T	Miller Barber.....	68	At 72		
At 36		1	LEE TREVINO.....	273	
1	LEE TREVINO.....	132	2	Mike Morley.....	274
2	Miller Barber.....	133	3T	Don January.....	277
			3T	Tom Weiskopf.....	277

HIGHLIGHTS



Lee Trevino

Colonial returned to its invitation format after two years of hosting special tournaments.

After 54 holes, Lee Trevino had the then all-time Colonial low score of 200, but almost blew the championship in the final round. After briefly losing his lead, a birdie on the 16th hole on Sunday secured the title as he staggered in with a 273 and a one-stroke victory over Mike Morley. Trevino's outstanding play came in the second round as he birdied six of the final seven holes for a then course record 29 on the back nine en route to a six-under-par 64.

1975 COLONIAL RESULTS

August 21-24

TOURNAMENT PLAYERS CHAMPIONSHIP

(Scores included in Colonial records.)

Rank	Player	1R	2R	3R	4R	Total	Money
1	Al Geiberger.....	66	68	67	69	270	\$50,000
2	Dave Stockton.....	72	64	68	69	273	28,500
3	Hubert Green.....	71	65	70	69	275	17,750
4T	Mason Rudolph.....	69	70	72	70	281	10,333
4T	Bob Dickson.....	67	69	72	73	281	10,333
4T	Bob Murphy.....	73	69	71	68	281	10,333
7	Hale Irwin.....	67	72	72	72	283	8,000
8T	Joe Porter.....	72	72	68	72	284	6,792
8T	Bobby Wadkins.....	76	69	68	71	284	6,792
8T	Tom Watson.....	73	69	75	67	284	6,792
11T	John Mahaffey.....	69	75	69	72	285	5,063
11T	Bud Allin.....	68	73	71	73	285	5,063
11T	Gene Littler.....	73	71	70	71	285	5,063
11T	Bill Rogers.....	69	70	76	70	285	5,063
15T	John Schlee.....	69	68	76	73	286	4,000
15T	John Lister.....	72	71	71	72	286	4,000
15T	Billy Casper.....	73	68	73	72	286	4,000
18T	Jack Nicklaus.....	67	75	70	75	287	3,250
18T	Leonard Thompson.....	74	73	69	71	287	3,250
18T	Gibby Gilbert.....	72	71	74	70	287	3,250
21T	Roger Maltbie.....	71	71	71	75	288	2,206
21T	Gary Player.....	71	72	72	73	288	2,206
21T	Jerry Heard.....	77	69	69	73	288	2,206
21T	Mike Hill.....	76	69	70	73	288	2,206
21T	Randy Erskine.....	71	69	72	72	288	2,206
21T	Ray Floyd.....	73	72	76	71	288	2,206
21T	Peter Oosterhuis.....	72	73	73	70	288	2,206
21T	Don Iverson.....	74	71	73	70	288	2,206
29T	Charles Coody.....	73	70	68	78	289	1,625
29T	Tom Weiskopf.....	75	71	70	73	289	1,625
29T	Mike Morley.....	71	75	71	72	289	1,625
29T	Miller Barber.....	71	72	75	71	289	1,625
29T	Lou Graham.....	75	71	73	70	289	1,625
34T	Bob Payne.....	70	71	74	75	290	1,263
34T	Bruce Crampton.....	75	72	69	74	290	1,263
34T	Dan Sikes.....	73	72	72	73	290	1,263
34T	Andy North.....	69	76	72	73	290	1,263
34T	Jim Simons.....	71	73	74	72	290	1,263
34T	J. C. Snead.....	71	73	76	70	290	1,263
40T	Jerry McGee.....	72	73	69	77	291	975
40T	Larry Ziegler.....	69	71	76	75	291	975
40T	Julius Boros.....	73	73	74	71	291	975
40T	Tom Kite.....	72	70	77	72	291	975
40T	Ron Cerrudo.....	74	73	74	70	291	975
45T	Mike McCullough.....	72	74	70	76	292	730
45T	Mike Wynn.....	68	74	77	73	292	730
45T	Tom Shaw.....	71	72	76	73	292	730
45T	Sammy Ratchels.....	71	76	72	73	292	730
45T	Ralph Johnston.....	72	73	76	71	292	730
50T	Bobby Nichols.....	74	70	74	75	293	600
50T	Lee Trevino.....	75	70	75	73	293	600
50T	Don January.....	74	72	73	74	293	600
50T	Dale Douglass.....	75	71	74	73	293	600
50T	Allen Miller.....	71	73	81	68	293	600
55T	B. R. McLendon.....	74	72	73	75	294	538
55T	Spike Kelley.....	70	76	72	76	294	538
55T	Ben Crenshaw.....	73	72	74	75	294	538
55T	Nate Starks.....	75	72	73	74	294	538
55T	Jim Wiechers.....	68	79	78	69	294	538
60T	Lyn Lott.....	74	69	74	78	295	481
60T	George Cadle.....	73	69	76	77	295	481
60T	Pat Fitzsimons.....	77	70	73	75	295	481
60T	Bobby Cole.....	74	72	75	74	295	481
64T	Danny Edwards.....	73	72	73	78	296	437
64T	Lionel Hebert.....	72	74	77	73	296	437
64T	Bob Eastwood.....	75	70	79	72	296	437
67T	David Graham.....	70	75	75	77	297	407
67T	Ed Dougherty.....	72	75	73	77	297	407
69	Bruce Devlin.....	73	73	73	79	298	387
70	Babe Hiskey.....	73	73	80	73	299	375
71T	Tim Collins.....	75	71	80	75	301	—
71T	Larry Nelson.....	73	74	77	77	301	—
73	Tommy Aaron.....	72	74	77	80	303	—

DID NOT MAKE CUT

148.....	Fezler, Wall, Zender, M. Hayes, Schroeder, Menne, Masserio, Lietzke
149.....	Eichelberger, Curtis Sifford, Regalado, Dent, Walzel, Curl, Hinson, A. Palmer, Inman
150.....	B. Smith, Knudson, Nevil, Archer, Blancas, Ewing, Bies, Zarley, Morgan
151.....	Reasor, Marti, Glenz, Armstrong, Rhyan, Goalby, Baird, Jacklin, Diehl, Groh, Still
152.....	D. Weaver, Unger, D. Lotz, Beard
153.....	Elder, B. Thompson, Zoeller, Crawford
154.....	Pace, Mitchell, Jenkins
155.....	Brewer, Evans, Stanton, Tapie
156.....	Rodriguez, Fleisher, McCord
158.....	R. Massengale
160.....	Greenwood
162.....	Rodgers
WD.....	S. Adams, B. Wynn, Pearce, G. Johnson, Courtney, Colbert, D. Hill, L. Wadkins, Dill, Conner, Melynk
DQ.....	Ziobro, Green

1975 CHAMPIONSHIP RACE

At 18		At 54			
1	AL GEIBERGER.....	66	1 AL GEIBERGER.....	201	
2T	Jack Nicklaus.....	67	2	Dave Stockton.....	204
2T	Hale Irwin.....	67	3	Hubert Green.....	206
2T	Bob Dickson.....	67	At 72		
At 36		At 54			
1	AL GEIBERGER.....	134	1	AL GEIBERGER.....	270
2T	Dave Stockton.....	136	2	Dave Stockton.....	273
2T	Bob Dickson.....	136	3	Hubert Green.....	275

HIGHLIGHTS



Al Geiberger

The PGA Tour asked Colonial to host its fledgling Tournament Players Championship - in August. It was hot, but the course did quite well and the rough was awesome.

The two oldest records on the books at Colonial fell as Al Geiberger put together four straight sub-par rounds to win the championship. Geiberger fired a 10-under 270 to erase Clayton Heafner's old record of 272 set back in 1948.

Runner-up Dave Stockton shot a 30 on the front nine during the second round to wipe out a record 31 first set by Ben Hogan in 1947.

Stockton's 64 was the second lowest round in Colonial history to date. In an exciting duel, Stockton actually took the lead on Sunday after a front nine 32 to Geiberger's 36, but the eventual champ recaptured the lead for good on the 15th hole. Geiberger also set a then 54-hole record of 201.

In hosting this event, Colonial earned the distinction of being the only course in America to host a regular Tour event, the U. S. Open and the Tournament Players Championship.

1974 COLONIAL RESULTS

May 16-19

(First 'Designated' Tournament)

Rank	Player	1R	2R	3R	4R	Total	Money
1	Rod Curl.....	70	67	71	68	276	\$50,600
2	Jack Nicklaus.....	71	69	69	68	277	28,500
3	Chuck Courtney.....	70	66	70	72	278	17,750
4	Julius Boros.....	69	70	72	68	279	11,750
5	Lee Trevino.....	72	69	71	68	280	10,250
6	Gary Player.....	74	68	70	70	282	9,000
7T	Gary McCord.....	72	74	66	71	283	7,094
7T	Lou Graham.....	74	72	71	66	283	7,094
7T	Charles Coody.....	68	72	74	69	283	7,094
7T	Steve Melnyk.....	72	69	72	70	283	7,094
11T	Tom Weiskopf.....	70	68	72	74	284	5,063
11T	Jack Ewing.....	76	69	71	68	284	5,063
11T	Bud Allin.....	74	68	74	68	284	5,063
11T	Chi Chi Rodriguez.....	72	71	72	69	284	5,063
15T	Bruce Devlin.....	71	71	73	70	285	3,875
15T	Jim Simons.....	74	72	71	68	285	3,875
15T	Orville Moody.....	69	72	72	72	285	3,875
15T	David Graham.....	73	69	70	73	285	3,875
19T	Gay Brewer.....	72	68	75	71	286	2,589
19T	Bobby Mitchell.....	75	71	70	70	286	2,589
19T	Tom Watson.....	73	69	73	71	286	2,589
19T	Dan Sikes.....	71	68	74	73	286	2,589
19T	Lionel Hebert.....	71	73	70	72	286	2,589
19T	Hubert Green.....	68	73	71	74	286	2,589
19T	Hale Irwin.....	65	72	73	76	286	2,589
26T	Lee Elder.....	71	69	75	72	287	1,850
26T	Dale Douglass.....	73	70	74	70	287	1,850
26T	Bob Menne.....	72	68	78	69	287	1,850
26T	Dave Hill.....	72	73	70	72	287	1,850
26T	Larry Hinson.....	68	72	72	75	287	1,850
31T	Monty Kaser.....	73	73	66	76	288	1,418
31T	Bert Greene.....	71	74	71	72	288	1,418
31T	Mason Rudolph.....	74	66	76	72	288	1,418
31T	Bobby Nichols.....	68	73	75	72	288	1,418
31T	Larry Zeigler.....	70	74	73	71	288	1,418
31T	Tom Kite.....	73	71	73	71	288	1,418
31T	Ray Floyd.....	76	69	73	70	288	1,418
38T	Kermit Zarley.....	71	74	73	71	289	1,100
38T	Ken Still.....	72	71	74	72	289	1,100
38T	Pat Fitzsimons.....	71	73	75	70	289	1,100
38T	Jim Dent.....	74	70	71	74	289	1,100
42T	Larry Nelson.....	70	73	73	74	290	850
42T	Phil Rodgers.....	69	77	71	73	290	850
42T	Butch Baird.....	69	76	72	73	290	850
42T	Frank Beard.....	69	75	74	72	290	850
42T	Joe Inman.....	73	73	74	70	290	850
42T	John Mahaffey.....	76	69	72	73	290	850
48T	Dave Stockton.....	70	71	75	75	291	641
48T	Rik Massengale.....	71	72	72	76	291	641
48T	Don Bies.....	72	72	74	73	291	641
48T	J. C. Snead.....	74	68	76	73	291	641
52T	Homero Blancas.....	74	69	74	75	292	575
52T	Jerry Heard.....	73	73	73	73	292	575
52T	Billy Casper.....	68	76	74	74	292	575
52T	Andy North.....	72	70	77	73	292	575
52T	Randy Erskine.....	74	72	73	73	292	575
57T	Artie McNickle.....	75	70	73	75	293	519
57T	Ross Randall.....	71	74	75	73	293	519
57T	Gibby Gilbert.....	74	72	77	70	293	519
57T	Mike Morley.....	72	73	70	78	293	519
61T	Bob Eastwood.....	72	73	73	76	294	475
61T	David Barber.....	75	71	73	75	294	475
61T	Richard Crawford.....	72	72	77	73	294	475
64	Lyn Lott.....	71	74	76	74	295	450
65	Bob Payne.....	71	73	74	78	296	437
66T	Bob Stanton.....	69	77	73	78	297	413
66T	Art Wall Jr.....	71	74	77	75	297	413
66T	Tom Shaw.....	71	74	75	77	297	413
69	Forrest Fezler.....	74	71	79	74	298	387
70T	Rick Rhoads.....	73	71	77	78	299	188
70T	John Schroeder.....	72	73	81	73	299	188
72	Roger Parker.....	75	69	81	77	302	-
73	Bruce Crampton.....	71	73	75	wd	-	-
74	Bert Yancey.....	68	75	dq	-	-	-

DID NOT MAKE CUT

147.	A. Palmer, Marr, Schlee, Eichelberger, Wiechers, M. Hayes, Allard, Knudson, Geiberger, Jones
148.	Charles, Masserio, Mast, M. Hill, Sneed, Rhyhan, McGee, Pearce
149.	Little, Burke, Archer, Lister, Kallam, M. Barber, L. Thompson, Cerrudo
150.	Novak, T. Evans, Brown, Bohlen, Unger, McBee, Davis, Aaron, Jamieson, Charles Sifford, Fleisher, Crenshaw
151.	Comstock, Nevil, Rosburg, Ford, Wadkins, Allen, D. Lotz, Goalby, Curtis Sifford
152.	Moran, S. Adams, Ziobro
153.	B. Smith, Funseth, Dickson, Venturi
154.	R. Ellis, Armstrong, Zender, D. Weaver, Morgan
155.	Goetz, Stubblefield, Cain
156.	Simmons, Harris
157.	Hiskey
158.	Pace
160.	Acton
165.	Dugger
167.	J. Collins
WD.	B. Wynn, Lunn, Chancellor, M. Higgins, J. Miller, McCullough, Regalado

1974 CHAMPIONSHIP RACE

At 18		At 36			
1	Hale Irwin.....	65	1	Chuck Courtney.....	136
2T	Bobby Nichols.....	68	2T	ROD CURL.....	137
2T	Billy Casper.....	68	2T	Hale Irwin.....	137
2T	Charles Coody.....	68	4	Tom Weiskopf.....	138
2T	Larry Hinson.....	68	At 54		
2T	Bert Yancey.....	68	1	Chuck Courtney.....	206
2T	Hubert Green.....	68	2	ROD CURL.....	208
8T	Frank Beard.....	69	3	Jack Nicklaus.....	209
8T	Orville Moody.....	69	At 72		
8T	Phil Rodgers.....	69	1	ROD CURL.....	276
8T	Bob Stanton.....	69	2	Jack Nicklaus.....	277
8T	Butch Baird.....	69	3	Chuck Courtney.....	278
8T	Julius Boros.....	69			
14T	ROD CURL.....	70			
(tied with six others)					

HIGHLIGHTS



Rod Curl

This year found tremendous changes taking place at Colonial. The National Invitation became one of three PGA 'Designated' tournaments, requiring the top 150 players to compete, Colonial's biggest field in history. The purse increased from \$150,000 to \$250,000 and top money of \$50,000 went to Rod Curl, whose 276 beat out Jack Nicklaus by a single stroke. Colonial also held its first qualifying round to fill out the field of 150 golfers.

CBS made its network debut at Colonial this year, and saw a bogey on #17 cost the Golden Bear the tournament. Curl's caddy was the same one who helped Dave Stockton into the Colonial winner's circle in 1967.

Name in italics indicate amateur.

1973 COLONIAL RESULTS

May 10-13

Rank	Player	1R	2R	3R	4R	Total	Money
1	Tom Weiskopf	69	68	70	69	276	\$30,000
2T	Bruce Crampton	66	69	69	73	277	13,875
2T	Jerry Heard	69	69	71	68	277	13,875
4	Lee Elder	70	68	69	71	278	7,050
5	Julius Boros	69	72	70	69	280	6,150
6T	Kermit Zarley	71	70	71	69	281	5,100
6T	Hale Irwin	70	69	72	70	281	5,100
8T	Mason Rudolph	73	69	67	73	282	4,075
8T	John Mahaffey	73	70	69	70	282	4,075
8T	Leonard Thompson	74	67	71	70	282	4,075
11	Jim Wiechers	72	73	70	68	283	3,450
12T	Labron Harris, Jr	70	72	70	72	284	2,900
12T	Charles Coody	70	72	72	70	284	2,900
12T	Bert Greene	72	71	72	69	284	2,900
15T	Lou Graham	72	66	71	76	285	2,400
15T	Bob Dickson	72	73	68	72	285	2,400
15T	Charles Sifford	71	71	72	71	285	2,400
18T	<i>Ben Crenshaw</i>	75	71	73	67	286	1,875
18T	Ken Still	68	71	73	74	286	1,875
18T	Ray Royd	74	72	73	67	286	1,875
18T	Gene Littler	71	68	76	71	286	1,875
18T	Phil Rodgers	69	74	73	70	286	1,875
23	Deane Beman	70	70	78	69	287	1,500
24T	Fred Marti	70	74	70	74	288	1,215
24T	David Graham	71	73	70	74	288	1,215
24T	Brian Allin	72	71	71	74	288	1,215
24T	Art Wall Jr.	73	70	73	72	288	1,215
24T	Bert Yancey	71	72	71	74	288	1,215
24T	Orville Moody	71	74	75	68	288	1,215
24T	Lanny Wadkins	71	73	73	71	288	1,215
31T	Johnny Miller	74	71	70	74	289	952
31T	Dick Lotz	72	71	74	72	289	952
31T	Tom Kite	71	75	72	71	289	952
31T	Tom Jenkins	73	71	76	69	289	952
35T	Bobby Nichols	69	75	70	76	290	741
35T	Dave Stockton	70	72	72	76	290	741
35T	John Schlee	75	70	73	72	290	741
35T	Larry Hinson	74	71	73	72	290	741
35T	Al Geiberger	74	73	73	70	290	741
35T	Homero Blancas	70	72	78	70	290	741
35T	Gardner Dickinson	70	71	75	74	290	741
42T	Rik Massengale	73	69	75	74	291	555
42T	Bob Murphy	71	71	75	74	291	555
42T	Jim Jamieson	75	71	73	72	291	555
42T	Bob Goalby	72	71	75	73	291	555
42T	Butch Baird	70	76	75	70	291	555
42T	Billy Casper	75	73	74	69	291	555
48T	Tommy Aaron	76	70	72	74	292	406
48T	Ron Cerudo	77	71	72	72	292	406
48T	Chi Chi Rodriguez	73	75	75	69	292	406
48T	Jerry McGee	74	72	71	75	292	406
48T	Miller Barber	71	70	74	77	292	406
53T	Bob Lunn	71	74	75	73	293	356
53T	Frank Beard	72	70	79	72	293	356
55T	Dale Douglass	73	69	72	80	294	330
55T	Don January	73	74	73	74	294	330
55T	Roy Pace	71	73	76	74	294	330
55T	Lee Trevino	71	73	76	74	294	330
55T	Chris Blocker	72	76	73	73	294	330
60T	Jim Simons	79	69	72	75	295	303
60T	Gibby Gilbert	69	74	73	79	295	303
62T	<i>John Granger</i>	73	72	75	76	296	
62T	Dwight Nevil	78	70	70	78	296	281
62T	Dave Eichelberger	75	72	73	76	296	281
62T	Grier Jones	70	75	75	76	296	281
62T	Doug Sanders	76	71	75	74	296	281
67	Dave Hill	73	75	77	72	297	263
68	Babe Hiskey	77	66	79	76	298	255
69T	Tom Watson	73	73	74	79	299	243
69T	Rod Curl	72	74	75	78	299	243
71	Don Bies	72	72	79	77	300	233
72	Bob Barbarossa	74	74	75	78	301	225
73T	George Knudson	70	78	74	80	302	-
73T	Chuck Courtney	76	71	77	78	302	-
75	Marty Fleckman	70	76	84	81	311	-
76	Mike Hill	76	72	78	wd	-	-

DID NOT MAKE CUT

Larry Wood	(74 - 75) - 149	John Schroeder	(78 - 73) - 151
DeWitt Weaver Jr.	(78 - 71) - 149	Don Cherry	(78 - 74) - 152
Hubert Green	(72 - 77) - 149	Bob Charles	(73 - 79) - 152
Curtis Sifford	(73 - 76) - 149	Steve Melnyk	(76 - 76) - 152
Bob E. Smith	(74 - 75) - 149	Andy North	(73 - 79) - 152
Don Iverson	(77 - 72) - 149	Cesar Sanudo	(74 - 78) - 152
Ralph Johnston	(72 - 77) - 149	Allen Miller	(76 - 77) - 153
Bobby Mitchell	(76 - 74) - 150	Lionel Hebert	(72 - 81) - 153
George Johnson	(75 - 75) - 150	Tom Shaw	(74 - 80) - 154
Tom Ulozas	(77 - 73) - 150	Dave Marr	(78 - 80) - 158
<i>Vinnie Giles</i>	(76 - 74) - 150	J.C. Snead	78-nc
Forrest Fezler	(76 - 74) - 150	Gay Brewer	80-wd
Ed Snead	(77 - 74) - 151	B.R. McLendon	82-wd
Jack Montgomery	(80 - 71) - 151	Larry Ziegler	nc
Bob Rosburg	(75 - 76) - 151		

1973 CHAMPIONSHIP RACE

At 18		At 54		
1	Bruce Crampton	66	1. Bruce Crampton	204
2	Ken Still	68	2T TOM WEISKOPF	207
3T	TOM WEISKOPF	69	2T Lee Elder	207
3T	Jerry Heard	69	4T Jerry Heard	209
3T	Bobby Nichols	69	4T Mason Rudolph	209
3T	Gibby Gilbert	69	4T Lou Graham	209
3T	Julius Boros	69		
3T	Phil Rodgers	69		
At 36		At 72		
1	Bruce Crampton	135	1 TOM WEISKOPF	276
2	TOM WEISKOPF	137	2T Bruce Crampton	277
3T	Jerry Heard	138	2T Jerry Heard	277
3T	Lou Graham	138	4 Lee Elder	278
3T	Lee Elder	138		

HIGHLIGHTS



Tom Weiskopf

The 18th hole once again was disastrous to the championship hopes of Bruce Crampton, who led the tournament from the start. He took a double bogey six there on the final day (though did not hit into the greenside lake) and thus lost the title by one stroke to Tom Weiskopf. Weiskopf's 276 total started him on a victory streak which produced five championships, \$245,463 in official money, the British Open title, the World Series of Golf crown and 'Golfer of the Year' honors.

Crampton, who had led for three days, was caught by Weiskopf on the 13th hole. But with a one-shot lead on the last hole, he hooked his tee shot behind a tree. His sand wedge punch shot squirted right and damaged his club. His third stroke reached a greenside bunker. Forced to use a pitching wedge from the sand, his blast was woefully short, as was the ensuing, desperate putt to tie.

Names in italics indicate amateurs.

1972 COLONIAL RESULTS

May 11-14

Rank	Player	1R	2R	3R	4R	Total	Money
1	Jerry Heard.....	69	66	67	73	275	\$25,000
2	Fred Marti.....	66	70	69	72	277	14,300
3	Dave Stockton.....	67	68	71	72	278	8,850
4	Phil Rodgers.....	68	69	68	74	279	5,850
5	Bob Murphy.....	74	67	70	69	280	5,125
6	Bert Greene.....	67	73	69	72	281	4,500
7T	Bobby Nichols.....	71	69	68	74	282	3,687
7T	Bruce Crampton.....	66	74	71	71	282	3,687
7T	George Johnson.....	73	71	68	70	282	3,687
10T	Lee Elder.....	69	67	72	75	283	2,650
10T	Ray Floyd.....	71	72	67	73	283	2,650
10T	Mason Rudolph.....	72	71	68	72	283	2,650
10T	Don Bies.....	76	68	68	71	283	2,650
10T	Bruce Devlin.....	72	68	72	71	283	2,650
15T	Julius Boros.....	72	70	65	77	284	2,125
15T	<i>Ben Crenshaw</i>	71	72	69	72	284	
17T	Deane Beman.....	67	74	69	75	285	1,750
17T	Johnny Miller.....	69	72	70	74	285	1,750
17T	Chi Chi Rodriguez.....	70	73	70	72	285	1,750
17T	Homero Blancas.....	77	67	70	71	285	1,750
17T	Lou Graham.....	71	70	74	70	285	1,750
22T	George Knudson.....	71	72	68	75	286	1,267
22T	<i>Tom Kite</i>	70	73	70	73	286	
22T	Jerry McGee.....	68	76	70	72	286	1,267
22T	Art Wall.....	74	71	74	67	286	1,267
26T	Al Geiberger.....	71	72	70	74	287	1,006
26T	Bert Yancey.....	72	72	70	73	287	1,006
26T	John Mahaffey.....	72	70	72	73	287	1,006
26T	Charles Coody.....	69	73	74	71	287	1,006
26T	Ralph Johnston.....	70	70	68	79	287	1,006
31T	Bobby Mitchell.....	68	73	71	76	288	815
31T	Don January.....	72	69	71	76	288	815
31T	Lee Trevino.....	73	71	69	75	288	815
31T	Larry Wood.....	70	74	69	75	288	815
31T	Charles Sifford.....	72	72	73	71	288	815
36T	Leonard Thompson.....	67	72	73	77	289	675
36T	Dave Marr.....	68	71	74	76	289	675
36T	Bob Goalby.....	73	71	72	73	289	675
36T	Miller Barber.....	69	74	72	74	289	675
36T	Babe Hickey.....	72	70	75	72	289	675
41T	Ken Still.....	70	71	73	76	290	581
41T	Hubert Green.....	73	73	71	73	290	581
43T	Hale Irwin.....	71	72	74	74	291	469
43T	Rod Funseth.....	72	73	73	73	291	469
43T	Steve Melnyk.....	72	74	73	72	291	469
43T	Larry Ziegler.....	77	68	74	72	291	469
47T	Gibby Gilbert.....	75	69	71	77	292	350
47T	Lanny Wadkins.....	72	73	74	73	292	350
47T	Roy Pace.....	72	72	75	72	292	350
50T	Ted Hayes.....	74	71	70	78	293	288
50T	Larry Hinson.....	72	74	73	74	293	288
52T	Chris Blocker.....	70	73	74	77	294	250
52T	Bob Stone.....	75	70	73	76	294	250
52T	R. H. Sikes.....	71	73	74	76	294	250
52T	Chuck Courtney.....	74	72	73	75	294	250
52T	Wif Homenuik.....	71	73	75	75	294	250
52T	Kermit Zarley.....	70	76	75	73	294	250
52T	Mike Hill.....	73	72	76	73	294	250
52T	John Jacobs.....	72	72	77	73	294	250
60T	J. C. Snead.....	71	72	74	78	295	250
60T	Jack Montgomery.....	72	74	72	77	295	250
60T	Tom Weiskopf.....	76	68	74	77	295	250
60T	Billy Maxwell.....	68	75	75	77	295	250
60T	Chuck Thorpe.....	72	74	73	76	295	250
60T	Pete Brown.....	74	72	74	75	295	250
66	Don Iverson.....	75	70	74	77	296	250
67	Lionel Hebert.....	72	74	75	76	297	250
68T	John Lister.....	76	69	75	81	301	250
68T	Marty Fleckman.....	70	76	75	80	301	250
70	DeWitt Weaver.....	71	74	83	74	302	250

Names in italics indicate amateurs.

DID NOT MAKE CUT

Bill Garrett.....	(75 - 72) - 147	Herb Hooper.....	(73 - 76) - 149
Bob Charles.....	(75 - 72) - 147	Randy Wolff.....	(75 - 75) - 150
Bunky Henry.....	(76 - 71) - 147	Don Cherry.....	(72 - 78) - 150
Bob Lunn.....	(68 - 79) - 147	John Schroeder.....	(80 - 70) - 150
Bob Rosburg.....	(73 - 74) - 147	Dave Eichelberger.....	(77 - 73) - 150
Tom Shaw.....	(75 - 72) - 147	Doug Sanders.....	(74 - 76) - 150
George Archer.....	(70 - 78) - 148	Cesar Sanudo.....	(81 - 70) - 151
Labron Harris Jr.....	(71 - 77) - 148	Bud Allin.....	(77 - 74) - 151
Ron Cerrudo.....	(76 - 72) - 148	John Schlee.....	(74 - 78) - 152
Gay Brewer.....	(73 - 76) - 149	Ernie Vossler.....	(80 - 72) - 152
Dale Douglass.....	(78 - 71) - 149	Jim Jamieson.....	(76 - 77) - 153
David Graham.....	(77 - 72) - 149	B.R. McLendon.....	(74 - 79) - 153
Terry Dill.....	(73 - 76) - 149	Orville Moody.....	(75 - 80) - 155
Grier Jones.....	(74 - 75) - 149	Jack Lewis.....	(80 - 77) - 157
Bob Dickson.....	(74 - 75) - 149	Bob Shaw.....	75-wd
Bob E. Smith.....	(70 - 79) - 149	Tommy Bolt.....	74-dq

1972 CHAMPIONSHIP RACE

At 18		At 36		
1T	Bruce Crampton.....	66	1T JERRY HEARD.....	135
1T	Fred Marti.....	66	1T Dave Stockton.....	135
3T	Deane Beman.....	67	3T Lee Elder.....	136
3T	Leonard Thompson.....	67	3T Fred Marti.....	136
3T	Dave Stockton.....	67		
3T	Bert Greene.....	67		
7T	Dave Marr.....	68	1 JERRY HEARD.....	202
7T	Bobby Mitchell.....	68	2T Fred Marti.....	205
7T	Jerry McGee.....	68	2T Phil Rodgers.....	205
7T	Billy Maxwell.....	68	4 Dave Stockton.....	206
7T	Bob Lunn.....	68		
7T	Phil Rodgers.....	68		
13T	JERRY HEARD.....	69		

(tied with four others)

HIGHLIGHTS



Jerry Heard

Jerry Heard, making only his second appearance at Colonial, flirted with the all-time scoring record here while winning first place money of \$25,000. Heard set a 54-hole record of 202, erasing the mark of Clayton Heafner (203) in 1948. However, Heard slipped to a 73 in the final round to finish at 275, three strokes off the competitive record, but two shots in front of runnerup Fred Marti. The two were tied on the last tee, but Marti's bogey gave Heard two putts to win. Heard's "lag" putt fell in for birdie.

Kermit Zarley scored the fourth ace in Colonial history (his second one here). Defending champion Gene Littler, who had made 18 straight appearances at Colonial, had to miss the tournament due to illness.

1971 COLONIAL RESULTS

May 20-23

Rank	Player	1R	2R	3R	4R	Total	Money
1	Gene Littler.....	72	68	74	69	283	\$25,000
2	Bert Yancey.....	69	73	72	70	284	14,300
3T	Orville Moody.....	71	73	72	69	285	6,081
3T	George Knudson.....	67	69	76	73	285	6,081
3T	Fred Marti.....	68	72	71	74	285	6,081
3T	Julius Boros.....	71	71	67	76	285	6,081
7T	Gary Player.....	73	70	74	69	286	3,412
7T	Jerry McGee.....	71	68	75	72	286	3,412
7T	Bob Rosburg.....	75	66	73	72	286	3,412
7T	Bert Greene.....	68	74	72	72	286	3,412
7T	Homero Blancas.....	67	73	71	75	286	3,412
12T	Hubert Green.....	73	74	73	67	287	1,950
12T	Tom Shaw.....	73	68	78	68	287	1,950
12T	Kermit Zarley.....	73	73	70	71	287	1,950
12T	Wif Homenuik.....	70	74	71	72	287	1,950
12T	John Schlee.....	70	75	70	72	287	1,950
12T	Doug Sanders.....	72	69	73	73	287	1,950
12T	Lee Trevino.....	70	68	75	74	287	1,950
12T	Phil Rodgers.....	71	71	71	74	287	1,950
12T	John Mahaffey.....	71	72	70	74	287	1,950
12T	Dave Stockton.....	69	70	71	77	287	1,950
22T	Chi Chi Rodriguez.....	70	74	72	72	288	1,213
22T	Jack Montgomery.....	68	69	75	76	288	1,213
24T	Charles Coody.....	74	72	74	69	289	877
24T	Lee Elder.....	70	73	76	70	289	877
24T	Randy Wolf.....	75	69	75	70	289	877
24T	Rocky Thompson.....	72	74	72	71	289	877
24T	Jim Wiechers.....	70	71	76	72	289	877
24T	Miller Barber.....	74	72	72	71	289	877
24T	Bob Lunn.....	73	68	75	73	289	877
24T	Bruce Crampton.....	72	71	73	73	289	877
24T	Tommy Aaron.....	70	78	68	73	289	877
24T	Tom Weiskopf.....	71	72	72	74	289	877
24T	Frank Beard.....	71	70	74	74	289	877
24T	<i>Ben Crenshaw</i>	69	72	73	75	289	877
24T	Ron Cerrudo.....	70	70	73	76	289	877
37T	Larry Ziegler.....	71	70	70	79	290	554
37T	Bud Allin.....	74	70	76	70	290	554
37T	Jerry Heard.....	69	75	75	71	290	554
37T	Lionel Hebert.....	72	74	73	71	290	554
37T	Labron Harris.....	74	70	73	73	290	554
37T	Bruce Devlin.....	73	72	72	73	290	554
37T	Ken Still.....	70	75	71	74	290	554
37T	Dick Lotz.....	73	70	72	75	290	554
37T	Mike Hill.....	73	73	69	75	290	554
46T	Dick Rhyan.....	74	74	74	69	291	313
46T	Bob E. Smith.....	71	75	74	71	291	313
46T	Dale Douglass.....	71	76	73	71	291	313
46T	Chuck Courtney.....	69	73	74	75	291	313
46T	Bob Dickson.....	72	72	71	76	291	313
46T	DeWitt Weaver.....	70	74	71	76	291	313
52T	Larry Wood.....	73	71	75	73	292	192
52T	Dick Crawford.....	74	71	73	74	292	192
52T	Jim Jamieson.....	74	74	70	74	292	192
52T	Gardner Dickinson.....	72	70	74	76	292	192
52T	Rod Funseth.....	72	72	71	77	292	192
57T	Larry Hinson.....	75	73	73	72	293	192
57T	George Archer.....	73	72	75	73	293	192
57T	Al Gieberger.....	70	75	73	75	293	192
60T	Hal Underwood.....	77	68	76	73	294	192
60T	Jack Lewis.....	74	73	73	74	294	192
60T	Gay Brewer.....	74	71	74	75	294	192
60T	Ted Hayes.....	70	72	76	76	294	192
60T	Billy Casper.....	73	75	71	75	294	192
65T	Billy Maxwell.....	75	73	77	70	295	192
65T	Deane Beman.....	75	70	77	73	295	192
65T	J. C. Snead.....	73	75	73	74	295	192
68T	John Schroeder.....	72	72	76	76	296	192
68T	Bob Charles.....	76	72	72	76	296	192
70T	Ray Pace.....	75	71	77	74	297	192
70T	Babe Hiskey.....	73	73	77	74	297	192
70T	Lou Graham.....	73	70	77	77	297	192
73	Bob Goalby.....	73	74	77	74	298	192
74	Don Cherry.....	75	73	77	74	299	192
75	Ray Floyd.....	74	74	78	75	301	192
76T	Terry Dill.....	73	74	75	81	303	192
76T	Bobby Mitchell.....	70	75	75	83	303	192

DID NOT MAKE CUT

Bill Garrett.....	(73 - 76) - 149	Hugh Royer.....	(74 - 77) - 151
Hale Irwin.....	(75 - 74) - 149	Steve Reid.....	(75 - 77) - 152
Don Bies.....	(78 - 71) - 149	Ed Sneed.....	(76 - 76) - 152
Bob Murphy.....	(71 - 78) - 149	Grier Jones.....	(74 - 79) - 153
Chris Blocker.....	(78 - 72) - 150	Ernie Vossler.....	(77 - 77) - 154
Art Wall.....	(73 - 76) - 150	Bob Stone.....	(82 - 73) - 155
R. H. Sikes.....	(77 - 73) - 150	Roland Harper.....	(81 - 74) - 155
Dave Eichelberger.....	(73 - 77) - 150	Howie Johnson.....	(78 - 77) - 155
Johnny Miller.....	(73 - 77) - 150	Jacky Cupit.....	(77 - 79) - 156
Don January.....	(73 - 77) - 150	Cesar Sanudo.....	78-wd
Bob Menne.....	(78 - 73) - 151	Dave Hill.....	77-dq
Steve Spray.....	(72 - 79) - 151	Gibby Gilbert.....	wd

1971 CHAMPIONSHIP RACE

At 18		At 36			
1T	George Knudson.....	67	4T Jerry McGee.....	139	
1T	Homero Blancas.....	67	6T GENE LITTLER.....	140	
3T	Fred Marti.....	68	(tied with three others)		
3T	Jack Montgomery.....	68	At 54		
3T	Bert Greene.....	68	1	Julius Boros.....	209
6T	Ben Crenshaw.....	69	2	Dave Stockton.....	210
6T	Chuck Courtney.....	69	3T	Larry Ziegler.....	211
6T	Dave Stockton.....	69	3T	Fred Marti.....	211
6T	Bert Yancey.....	69	3T	Homero Blancas.....	211
6T	Jerry Heard.....	69	6T	Jack Montgomery.....	212
11T(13 players).....	70	6T	George Knudson.....	212	
24T (11 players).....	71	8T	John Mahaffey.....	213	
35TGENE LITTLER.....	72	8T	Phil Rodgers.....	213	
(tied with nine others).....		8T	Ron Cerrudo.....	213	
At 36		8T	Lee Trevino.....	213	
1	George Knudson.....	136	12T	GENE LITTLER.....	214
2	Jack Montgomery.....	137	(tied with six others)		
3	Lee Trevino.....	138	At 72		
4T	Dave Stockton.....	139	1	GENE LITTLER.....	283
			2	Bert Yancey.....	284

HIGHLIGHTS



Gene Littler

Until this year, Gene Littler had done everything at Colonial except win the championship. In 17 previous visits he had been in the money each time (a record); he was the all-time Colonial money winner with \$51,615; he had finished 10 times in the top 10 here, including three times in second place; and his stroke average for the previous five years (70.70) and 10 years (71.15) was tops. So, he did the logical thing - he won the title and set a couple of more records. Littler came from farther behind (tied for 35th after 18 holes) than any previous champion and he became the first man ever to eagle the 18th hole.

Windy conditions kept the field bunched, and Littler didn't know he was close to victory until the end of the round. His birdie on the 16th hole gave him the win. Later in the year, Littler was diagnosed with cancer of the lymph nodes, making him the first Colonial champ unable to defend his title. A full recovery saw him back in action in 1973.

Name in italics indicate amateur.

1970 COLONIAL RESULTS

May 14-17

Rank	Player	1R	2R	3R	4R	Total	Money
1	Homero Blancas.....	69	68	69	67	273	\$25,000
2T	Lee Trevino.....	66	70	69	69	274	11,575
2T	Gene Littler.....	69	72	66	67	274	11,575
4	Kel Nagle.....	70	71	69	68	278	5,850
5T	Hale Irwin.....	73	68	69	69	279	4,812
5T	Bob Charles.....	69	70	72	68	279	4,812
7T	Tom Shaw.....	68	73	69	70	280	3,842
7T	Dick Lotz.....	69	72	71	68	280	3,842
9T	Bob E. Smith.....	67	69	73	72	281	3,125
9T	Lionel Hebert.....	70	70	71	70	281	3,125
9T	Howie Johnson.....	76	71	66	68	281	3,125
12T	Dale Douglass.....	75	72	63	72	282	2,275
12T	Bert Yancey.....	69	76	67	70	282	2,275
12T	Gary Player.....	66	74	72	70	282	2,275
12T	Grier Jones.....	72	73	68	69	282	2,275
12T	Dave Stockton.....	69	72	72	69	282	2,275
17T	Larry Ziegler.....	69	71	68	75	283	1,456
17T	Roberto De Vicenzo.....	70	66	74	73	283	1,456
17T	Jack Nicklaus.....	71	70	69	73	283	1,456
17T	Gibby Gilbert.....	70	72	69	72	283	1,456
17T	Rod Funseth.....	73	66	72	72	283	1,456
17T	Larry Hinson.....	71	75	66	71	283	1,456
17T	Bobby Nichols.....	69	71	72	71	283	1,456
17T	Julius Boros.....	69	73	71	70	283	1,456
25T	Tom Weiskopf.....	70	74	69	71	284	982
25T	Bobby Mitchell.....	70	71	74	69	284	982
25T	George Archer.....	74	71	70	69	284	982
25T	Billy Maxwell.....	73	73	73	65	284	982
29T	Bob Lunn.....	70	71	70	74	285	815
29T	Frank Beard.....	67	72	72	74	285	815
29T	Al Geiberger.....	74	70	69	72	285	815
29T	Terry Wilcox.....	68	73	74	70	285	815
29T	Tommy Aaron.....	70	73	74	68	285	815
34	Chuck Courtney.....	69	76	73	68	286	725
35T	Joel Goldstrand.....	71	69	73	74	287	602
35T	Miller Barber.....	69	68	76	74	287	602
35T	Kermit Zarley.....	70	75	69	73	287	602
35T	Bob Murphy.....	71	72	71	73	287	602
35T	Jack McGowan.....	71	74	71	71	287	602
35T	Bob Verwey.....	69	75	72	71	287	602
35T	Bert Greene.....	72	69	75	71	287	602
35T	Gay Brewer.....	67	76	76	68	287	602
43T	Ron Cerrudo.....	71	71	71	75	288	355
43T	Lou Graham.....	71	71	72	74	288	355
43T	Orville Moody.....	72	74	69	73	288	355
43T	Bunky Henry.....	74	69	73	72	288	355
43T	R. H. Sikes.....	67	75	74	72	288	355
43T	Johnny Pott.....	67	77	73	71	288	355
43T	Bruce Devlin.....	68	76	74	70	288	355
50T	Jim Colbert.....	71	73	73	72	289	211
50T	Lee Elder.....	69	73	72	75	289	211
50T	Bruce Crampton.....	72	72	70	75	289	211
53T	Art Wall, Jr.....	69	69	79	73	290	192
53T	Chris Blocker.....	73	73	71	73	290	192
53T	Don Bies.....	72	71	71	76	290	192
56T	Ben Hogan.....	69	77	73	72	291	192
56T	Bobby Cole.....	73	69	76	73	291	192
56T	John Schroeder.....	72	75	71	73	291	192
59	Dave Hill.....	72	71	71	78	292	192
60T	Charles Coody.....	73	72	78	70	293	192
60T	Doug Sanders.....	70	72	76	75	293	192
62T	Terry Dill.....	71	72	79	72	294	192
62T	Dave Marr.....	72	71	76	75	294	192
62T	Bob Stanton.....	71	74	74	75	294	192
62T	Ken Still.....	71	76	72	75	294	192
62T	Pete Brown.....	69	78	71	76	294	192
67T	Bob Goalby.....	73	73	78	71	295	192
67T	Ernie Vossler.....	74	72	75	74	295	192
67T	Rives McBee.....	70	71	73	81	295	192
70	Bill Garrett.....	74	73	73	77	297	192
71T	Chi Chi Rodriguez.....	71	73	77	77	298	192
71T	Rocky Thompson.....	73	72	71	82	298	192
73T	George Knudson.....	73	74	77	75	299	192
73T	DeWitt Weaver.....	73	73	77	76	299	192
75	Gardner Dickinson.....	73	73	80	75	301	192
76	Jim Wiechers.....	68	74	80	80	302	192

DID NOT MAKE CUT	
Deane Beman.....	(70 - 78) - 148
Tommy Bolt.....	(76 - 72) - 148
Peter Townsend.....	(74 - 74) - 148
Tommy Jacobs.....	(70 - 78) - 148
Charles Sifford.....	(72 - 76) - 148
Don January.....	(70 - 78) - 148
Jack Montgomery.....	(74 - 75) - 149
Dudley Wysong.....	(77 - 72) - 149
Phil Rodgers.....	(71 - 78) - 149
Steve Reid.....	(72 - 77) - 149
Mason Rudolph.....	(76 - 73) - 149
Ray Floyd.....	(70 - 80) - 150
Don Massengale.....	(77 - 73) - 150
Dick Crawford.....	(76 - 74) - 150
Bob Dickson.....	(75 - 75) - 150
Earl Stewart Jr.....	(76 - 74) - 150
Jacky Cupit.....	(79 - 73) - 152
Fred Marti.....	(77 - 75) - 152
Bobby Greenwood.....	(78 - 75) - 153
Chandler Harper.....	(74 - 80) - 154
Steve Spray.....	(78 - 76) - 154
Mike Souchak.....	(77 - 78) - 155
Johnny Palmer.....	(77 - 78) - 155
Harold Henning.....	dq

1970 CHAMPIONSHIP RACE

At 18		At 36			
1T	Lee Trevino.....	66	1T	Lee Trevino.....	136
1T	Gary Player.....	66	1T	Bob Smith.....	136
3T	Gay Brewer.....	67	1T	Roberto De Vicenzo.....	136
3T	R. H. Sikes.....	67	4T	HOMERO BLANCAS.....	137
3T	Johnny Pott.....	67	4T	Miller Barber.....	137
3T	Frank Beard.....	67	At 54		
3T	Bob Smith.....	67	1	Lee Trevino.....	205
8T	Terry Wilcox.....	68	2	HOMERO BLANCAS.....	206
8T	Bruce Devlin.....	68	3	Gene Littler.....	207
8T	Tom Shaw.....	68	At 72		
8T	Jim Wiechers.....	68	1	HOMERO BLANCAS.....	273
12T	HOMERO BLANCAS.....	69	2T	Lee Trevino.....	274
(tied with 15 others).....			2T	Gene Littler.....	274

HIGHLIGHTS



Homero Blancas

Gary Player and Lee Trevino started off this derby with opening 66s, but shared the spotlight with the 57-year-old Ben Hogan, who fired a 69 in his final competitive appearance at Colonial. A record-shattering 27 sub-par rounds on Thursday led to a record six golfers turning in sub-par 72-hole scores. Ultimately, Homero Blancas overtook Trevino on Sunday and shot the second lowest tournament score in history (up to that time) - 273. He also became the second champ to fire four sub-par rounds en route to victory.

After the finish, second-place Trevino joked, "Bring on the champagne; you've never seen a Mexican winner and runner-up!" Dale Douglass shot a new course record of 63 in the third round, and Billy Maxwell fired a back nine record of 30.

1969 COLONIAL RESULTS

May 15-18

Rank	Player	1R	2R	3R	4R	Total	Money
1	Gardner Dickinson	71	68	73	66	278	\$25,000
2	Gary Player	70	68	72	69	279	14,300
3	Don January	71	70	70	69	280	8,850
4T	Bob Charles	69	72	73	68	282	5,487
4T	Jack Nicklaus	68	70	73	71	282	5,487
6T	George Knudson	74	72	71	66	283	3,890
6T	Bob Lunn	72	71	73	67	283	3,890
6T	Dave Hill	74	69	72	68	283	3,890
6T	Bruce Crampton	70	69	69	75	283	3,890
10	Frank Beard	73	68	76	67	284	3,125
11T	Larry Mowry	71	74	71	69	285	2,625
11T	Johnny Pott	74	71	71	69	285	2,625
11T	Chuck Courtney	66	74	72	73	285	2,625
14T	Dick Crawford	68	74	75	69	286	1,937
14T	Tom Shaw	70	74	73	69	286	1,937
14T	Bruce Devlin	72	69	75	70	286	1,937
14T	Charles Coody	70	69	75	72	286	1,937
14T	Bert Yancey	71	65	77	73	286	1,937
14T	Billy Maxwell	68	70	70	78	286	1,937
20T	Tommy Aaron	75	69	73	70	287	1,325
20T	Bob Dickson	77	69	71	70	287	1,325
20T	Chi Chi Rodriguez	73	72	71	71	287	1,325
20T	Fred Marti	71	70	73	73	287	1,325
24T	Art Wall	70	73	74	71	288	986
24T	Miller Barber	69	74	74	71	288	986
24T	Jack McGowan	73	73	71	71	288	986
24T	B. R. McLendon	73	72	71	72	288	986
24T	Dave Stockton	69	72	73	74	288	986
24T	Jack Montgomery	70	68	75	75	288	986
30T	Deane Beman	70	72	77	70	289	756
30T	Tommy Jacobs	74	71	74	70	289	756
30T	Rod Funseth	71	72	75	71	289	756
30T	Lee Elder	72	74	71	72	289	756
30T	Phil Rodgers	75	69	72	73	289	756
30T	Jacky Cupit	72	69	74	74	289	756
30T	Dale Douglass	71	71	73	74	289	756
37T	Arnold Palmer	73	68	80	69	290	574
37T	Larry Hinson	75	72	74	69	290	574
37T	Don Bies	70	70	80	70	290	574
37T	Frank Boynton	70	71	75	74	290	574
37T	Tommy Bolt	71	72	75	75	290	574
37T	Howie Johnson	74	71	70	75	290	574
43T	Earl Stewart Jr	72	74	73	72	291	397
43T	Bob Smith	71	74	74	72	291	397
43T	Gay Brewer	72	71	75	73	291	397
43T	Charles Sifford	73	69	75	74	291	397
47T	Lou Graham	73	71	77	71	292	258
47T	Dick Lotz	75	72	73	72	292	258
47T	Julius Boros	72	72	74	74	292	258
47T	Bert Greene	76	68	74	74	292	258
47T	Grier Jones	74	72	72	74	292	258
47T	Gene Littler	73	68	75	76	292	258
53T	Tony Jacklin	69	73	81	70	293	200
53T	John Lotz	72	73	75	73	293	200
53T	Ernie Vossler	74	69	75	75	293	200
53T	Bobby Cole	71	71	75	76	293	200
53T	Mason Rudolph	74	70	73	76	293	200
53T	Doug Sanders	71	72	73	77	293	200
53T	Bob Stanton	72	72	72	77	293	200
60T	Dudley Wysong	71	75	76	72	294	200
60T	Harold Henning	74	71	78	71	294	200
60T	George Archer	73	74	72	75	294	200
60T	Ken Still	75	69	74	76	294	200
64T	Mike Hill	75	72	75	73	295	200
64T	Homero Blancas	72	71	78	74	295	200
66T	Kermit Zarley	74	73	75	74	296	200
66T	Orville Moody	71	74	70	81	296	200
68T	R. H. Sikes	72	69	82	74	297	200
68T	Billy Casper	71	74	76	76	297	200
68T	Tom Weiskopf	71	76	68	82	297	200
71T	Jim Colbert	71	72	82	73	298	200
71T	Labron Harris Jr.	72	72	76	75	298	200
71T	Bobby Mitchell	74	71	76	77	298	200
71T	Jerry Edwards	74	71	73	80	298	200
75	Al Balding	75	71	80	75	301	200
76	Ray Floyd	72	73	81	x		

DID NOT MAKE CUT

Dean Refram	(72 - 76) - 148	Bob Murphy	(74 - 76) - 150
Doug Ford	(75 - 73) - 148	Kel Nagle	(77 - 73) - 150
Bob Goalby	(74 - 74) - 148	John Jacobs	(79 - 71) - 150
Rocky Thompson	(76 - 72) - 148	Dave Marr	(74 - 76) - 150
Chris Blocker	(71 - 77) - 148	John Schlee	(79 - 72) - 151
Ron Cerrudo	(74 - 74) - 148	Roland Harper	(78 - 74) - 152
Marty Fleckman	(73 - 75) - 148	Bob McCallister	(78 - 74) - 152
Steve Spray	(72 - 76) - 148	Lionel Hebert	(75 - 77) - 152
Terry Dill	(77 - 72) - 149	Don Massengale	(81 - 73) - 154
Bob Verwey	(73 - 77) - 150	Rives McBee	(84 - 73) - 157
Jay Hebert	(75 - 75) - 150	Billy Martindale	77-wd
Randy Glover	(76 - 74) - 150	Bunky Henry	w-d

1969 CHAMPIONSHIP RACE

At 18		At 36		
1	Chuck Courtney	66	1 Bert Yancey	136
2T	Dick Crawford	68	2T Jack Montgomery	138
2T	Jack Nicklaus	68	2T Gary Player	138
2T	Billy Maxwell	68	2T Jack Nicklaus	138
5T	Miller Barber	69	2T Billy Maxwell	138
5T	Bob Charles	69	6T GARDNER DICKINSON	139
5T	Dave Stockton	69	(tied with two others)	
5T	Tony Jacklin	69	At 54	
9T	Charles Coody	70	1T Bruce Crampton	208
9T	Don Bies	70	1T Billy Maxwell	208
9T	Deane Beman	70	3 Gary Player	210
9T	Frank Boynton	70	4T Don January	211
9T	Bruce Crampton	70	4T Jack Nicklaus	211
9T	Art Wall	70	6T Chuck Courtney	212
9T	Jack Montgomery	70	6T GARDNER DICKINSON	212
9T	Tom Shaw	70	At 72	
9T	Gary Player	70	1 GARDNER DICKINSON	278
18T	GARDNER DICKINSON	71	2 Gary Player	279
	(tied with 16 others)		3 Don January	280

HIGHLIGHTS



Gardner Dickinson

The greatest golfers in the world were here, as well as the best youngsters on the way up, but a 41-year-old veteran on the verge of retirement won the top prize. The tournament had four different leaders before Gardner Dickinson roared in with a final round 66 to claim victory with a 278. He overtook Bruce Crampton, Don January, Jack Nicklaus and Gary Player on Sunday, and then credited the victory to a Thursday lesson from friend Ben Hogan.

There were a record 100 golfers in the field, necessitating a cut for the first time in Colonial history. New greens debuted on holes #7, 8 and 13, and the tournament's one millionth fan walked through the gates.

1968 COLONIAL RESULTS

May 16-19

Rank	Player	1R	2R	3R	4R	Total	Money
1	Billy Casper	68	71	68	68	275	\$25,000
2	Gene Littler	71	72	69	68	280	15,000
3	Tommy Aaron	69	74	68	70	281	9,375
4T	Lee Trevino	71	71	70	71	283	5,812
4T	Gary Player	70	68	69	76	283	5,812
6T	Harold Henning	71	73	70	71	285	4,291
6T	Julius Boros	73	71	70	71	285	4,291
6T	Earl Stewart	69	73	69	74	285	4,291
9T	Dudley Wysong	72	73	70	71	286	3,375
9T	Tommy Bolt	70	72	73	71	286	3,375
11	George Knudson	75	70	72	70	287	3,000
12	Bob Goalby	75	70	72	72	288	2,750
13T	George Archer	74	72	72	71	289	2,225
13T	Terry Dill	70	75	73	71	289	2,225
13T	Ken Still	69	71	74	75	289	2,225
13T	Jack Montgomery	69	77	68	75	289	2,225
13T	Dave Stockton	70	72	71	76	289	2,225
13T	Gardner Dickinson	71	73	70	75	289	2,225
19T	Johnny Pott	71	70	76	73	290	1,550
19T	Kel Nagle	69	77	69	75	290	1,550
19T	Tony Jacklin	72	73	69	76	290	1,550
22	Rocky Thompson	77	73	71	70	291	1,250
23T	Don January	73	75	71	73	292	975
23T	Bob Lunn	72	81	68	71	292	975
23T	Homero Blancas	76	77	67	72	292	975
23T	R. H. Sikes	72	74	70	76	292	975
23T	Steve Spray	72	74	69	77	292	975
28T	Chuck Courtney	74	73	72	74	293	800
28T	Phil Rodgers	74	75	67	77	293	800
30T	Chris Blocker	74	76	72	72	294	683
30T	Lionel Hebert	71	72	77	74	294	683
30T	Billy Maxwell	76	73	68	77	294	683
33T	Jay Hebert	77	73	72	73	295	587
33T	Tommy Jacobs	79	73	70	73	295	587
33T	John Lotz	72	77	72	74	295	587
33T	Kermit Zarley	72	74	72	77	295	587
37T	Bob Verwey	75	75	73	73	296	487
37T	Miller Barber	72	77	73	74	296	487
37T	Bob Charles	70	74	77	75	296	487
37T	Bruce Devlin	75	71	72	78	296	487
41T	Laurie Hammer	75	72	74	76	297	412
41T	Marty Fleckman	68	76	75	78	297	412
43T	Charles Coody	78	73	73	74	298	350
43T	Doug Sanders	77	72	73	76	298	350
43T	Dick Crawford	74	77	71	76	298	350
46T	Steve Reid	74	77	72	76	299	287
46T	Frank Beard	72	78	70	79	299	287
48T	Don Cherry	78	72	74	76	300	215
48T	Bobby Nichols	74	81	72	73	300	215
48T	Jack McGowan	77	73	73	77	300	215
48T	Gay Brewer	73	75	75	77	300	215
48T	Bert Yancey	75	75	70	80	300	215
53T	Charles Sifford	78	76	71	76	301	200
53T	Roland Harper	75	72	77	77	301	200
53T	Steve Oppermann	74	75	73	79	301	200
53T	Jerry Edwards	74	77	72	79	301	200
53T	Deane Beman	78	74	72	77	301	200
58	Don Massengale	75	75	77	75	302	175
59T	Ray Floyd	76	75	77	75	303	166
59T	Jim Colbert	74	75	76	78	303	166
59T	Ernie Vossler	73	80	70	80	303	166
62T	Dewitt Weaver	74	81	76	73	304	150
62T	Bob Dickson	76	78	75	75	304	150
62T	John Schlee	72	80	73	79	304	150
65T	Rex Baxter	74	77	81	74	306	150
65T	Ross Collins	76	78	73	79	306	150
67T	Dow Finsterwald	78	79	76	74	307	150
67T	Billy Martindale	73	78	79	77	307	150
67T	Jacky Cupit	76	81	77	73	307	150
67T	Bobby Cole	77	80	73	77	307	150
71	Bruce Crampton	72	81	75	—	—	—
72	Raymond Gafford	79	80	—	—	—	—
73	Dan Sikes	77	wd	—	—	—	—

1968 CHAMPIONSHIP RACE

At 18		At 54		
1T	BILLY CASPER	68	1T BILLY CASPER	207
1T	Marty Fleckman	68	1T Gary Player	207
3T	Jack Montgomery	69	3T Tommy Aaron	211
3T	Kel Nagle	69	3T Earl Stewart	211
3T	Earl Stewart	69	5T Gene Littler	212
3T	Ken Still	69	5T Lee Trevino	212
3T	Tommy Aaron	69		
At 36		At 72		
1	Gary Player	138	1 BILLY CASPER	275
2	BILLY CASPER	139	2 Gene Littler	280
3	Ken Still	140	3 Tommy Aaron	281
4	Johnny Pott	141	4T Gary Player	283
5T	Earl Stewart	142	4T Lee Trevino	283
5T	Lee Trevino	142		
5T	Dave Stockton	142		
5T	Tommy Bolt	142		

HIGHLIGHTS



Billy Casper

The pre-tournament favorite was Gary Player, and he claimed the lead after two rounds, but Billy Casper tied him on Saturday. Casper bolted out of the gates Sunday morning, fought off windy conditions, and dusted Player by eight shots to become a two-time Colonial champ. He carded the second lowest 72-hole total in NIT history (up to that time), a 275. Casper's previous Colonial victory was in 1964.

The tournament's second ace in history was recorded, by Kermit Zarley on #16.

1967 COLONIAL RESULTS

May 18-21

Rank	Player	1R	2R	3R	4R	Total	Money
1	Dave Stockton	65	66	74	73	278	\$23,000
2	Charles Coody	74	67	70	69	280	13,800
3T	Ben Hogan	67	72	69	73	281	7,187
3T	George Archer	72	68	68	72	281	7,187
5	Gene Littler	71	73	68	71	283	4,945
6T	Gardner Dickinson	71	67	72	73	284	4,140
6T	Arnold Palmer	73	73	67	71	284	4,140
8T	Frank Beard	72	71	68	74	285	3,258
8T	Jack Nicklaus	72	71	72	70	285	3,258
8T	Dan Sikes	70	72	71	72	285	3,258
11T	Bob Charles	72	71	71	72	286	2,369
11T	Bob Goalby	75	68	72	71	286	2,369
11T	Tom Weiskopf	70	65	70	81	286	2,369
11T	Homero Blancas	72	66	73	75	286	2,369
11T	Chi Chi Rodriguez	71	71	72	72	286	2,369
16T	Harold Henning	73	69	71	74	287	1,782
16T	Julius Boros	71	72	71	73	287	1,782
16T	Mason Rudolph	67	76	73	71	287	1,782
16T	Randy Glover	73	71	73	70	287	1,782
20T	Earl Stewart, Jr.	75	67	73	73	288	1,380
20T	Gay Brewer	68	73	71	76	288	1,380
20T	Johnny Pott	73	68	74	73	288	1,380
23T	Bruce Crampton	72	71	71	75	289	933
23T	Deane Beman	71	68	76	74	289	933
23T	Bobby Nichols	67	72	73	77	289	933
23T	Joe Campbell	74	71	71	73	289	933
27T	Miller Barber	73	72	71	74	290	765
27T	Billy Maxwell	71	72	75	72	290	765
27T	Billy Martindale	77	71	70	72	290	765
30T	Don January	74	71	69	77	291	650
30T	Charles Sifford	73	70	72	76	291	650
30T	Dave Hill	70	73	73	75	291	650
30T	Kel Nagle	73	70	73	75	291	650
30T	Al Geiberger	77	69	73	72	291	650
35T	Tommy Aaron	71	69	74	78	292	520
35T	Tommy Bolt	72	74	70	76	292	520
35T	Rocky Thompson	71	68	76	77	292	520
35T	Art Wall	75	70	73	74	292	520
39T	Ken Venturi	73	74	72	74	293	395
39T	Kermit Zarley	70	73	73	77	293	395
39T	Ernie Vossler	73	71	73	76	293	395
39T	Dudley Wysong	71	71	79	72	293	395
43T	Ray Floyd	76	75	70	73	294	241
43T	Bruce Devlin	72	75	70	77	294	241
43T	Ken Still	74	73	72	75	294	241
46T	R. H. Sikes	79	70	71	75	295	150
46T	George Knudson	78	69	70	78	295	150
46T	Paul Bondeson	74	71	75	75	295	150
49T	Phil Rodgers	73	74	75	74	296	150
49T	Tom Nieporte	73	74	75	74	296	150
51	Jerry Edwards	73	73	75	76	297	150
52T	Jay Hebert	76	75	74	73	298	150
52T	Terry Dill	77	73	70	78	298	150
52T	Billy Casper	75	72	75	76	298	150
52T	Lionel Hebert	72	75	75	75	298	150
52T	Doug Sanders	73	76	74	75	298	150
52T	Dave Ragan	78	70	80	70	298	150
58T	Ted Makalena	78	73	75	74	300	150
58T	Dave Marr	74	75	78	73	300	150
60	Doug Ford	79	70	76	77	302	150
61T	Jack Burke, Jr.	79	75	73	76	303	150
61T	Bert Yancey	74	75	77	77	303	150
61T	Lou Graham	75	71	76	81	303	150
61T	Jay Dolan	75	73	78	77	303	150
65T	Jacky Cupit	70	73	75	78	306	150
65T	John Schlee	75	80	75	76	306	150
67	Rod Funseth	79	71	76	81	307	150
68	Dow Finsterwald	73	78	77	80	308	150
69T	Dale Douglass	77	75	75	84	311	150
69T	Mike Souchak	80	76	80	75	311	150
71	Bo Winingar	81	73	79	79	312	150
72	Don Massengale	79	77	78	81	315	150

1967 CHAMPIONSHIP RACE

At 18		At 54		
1	DAVE STOCKTON	65	1T DAVE STOCKTON	205
2T	Bobby Nichols	67	1T Tom Weiskopf	205
2T	Mason Rudolph	67	3 Ben Hogan	208
2T	Ben Hogan	67	4 George Archer	209
5	Gay Brewer	68	At 72	
At 36		1	DAVE STOCKTON	278
1	DAVE STOCKTON	131	2 Charles Coody	280
2	Tom Weiskopf	135	3T Ben Hogan	281
3	Homero Blancas	138	3T George Archer	281
		5	Gene Littler	283

HIGHLIGHTS



Dave Stockton

Young Dave Stockton was like the dinner guest who walked away with his host's best silver service. The 25-year-old Stockton was invited to Colonial as a Champions' Choice, then he stole away with first prize of \$23,000 plus a couple of course records. Stockton opened with a record tying 65, backed it up with a neat 66 to lead by four, then found himself tied with Tom Weiskopf going into the final round. Weiskopf took the lead Sunday with two early birdies, but soon collapsed. Stockton's 73 won by two shots over Charles Coody and Ben Hogan. The champ's 36-hole

total of 131 had cracked the old Colonial record by three strokes.

This year, Colonial saw its first 10 recorded on a hole. It was taken by Tommy Armour at the 11th, thanks to a two-shot penalty on his *caddie* for stepping into a bunker.

1966 COLONIAL RESULTS

May 19-22

Rank	Player	1R	2R	3R	4R	Total	Money
1	Bruce Devlin	67	68	70	75	280	\$22,000
2	R. H. Sikes	76	67	67	71	281	12,540
3T	Al Geiberger	70	69	72	71	282	6,765
3T	Tony Lema	71	71	69	71	282	6,765
5T	Ben Hogan	72	72	71	69	284	4,455
5T	Jack McGowan	73	69	68	74	284	4,455
7T	Gardner Dickinson	74	72	70	69	285	2,887
7T	Don January	69	73	70	73	285	2,887
7T	Gene Littler	69	69	70	77	285	2,887
7T	Johnny Pott	70	72	71	72	285	2,887
7T	Peter Thomson	68	72	71	74	285	2,887
7T	Bo Winger	72	72	71	70	285	2,887
13T	George Archer	72	69	73	72	286	1,760
13T	Randy Glover	70	76	71	69	286	1,760
13T	Harold Henning	70	75	71	70	286	1,760
13T	Gary Player	70	74	72	70	286	1,760
13T	Phil Rodgers	74	73	72	67	286	1,760
13T	Chi Chi Rodriguez	72	76	67	71	286	1,760
13T	Tom Weiskopf	74	68	75	69	286	1,760
20T	Frank Beard	71	73	70	74	288	1,111
20T	Gay Brewer	75	67	68	78	288	1,111
20T	Babe Hiskey	73	73	71	71	288	1,111
20T	Earl Stewart, Jr.	73	71	74	70	288	1,111
20T	Bert Weaver	69	71	73	75	288	1,111
25T	Billy Casper	71	71	73	74	289	838
25T	Bob Goalby	74	70	71	74	289	838
25T	Jay Hebert	75	72	72	70	289	838
25T	George Knudson	72	71	74	72	289	838
25T	Dan Sikes	69	72	76	72	289	838
25T	Mike Souchak	74	71	72	72	289	838
31T	Miller Barber	70	73	72	75	290	701
31T	Julius Boros	73	75	71	71	290	701
31T	Charles Coody	71	73	73	73	290	701
31T	Don Massengale	73	73	69	75	290	701
35T	Raymond Floyd	75	70	71	75	291	605
35T	Ed Furgol	73	70	73	75	291	605
35T	Rocky Thompson	75	75	66	75	291	605
38T	Joe Campbell	72	72	72	76	292	536
38T	Chuck Courtney	72	72	74	74	292	536
40T	Bob Verwey	75	74	75	69	293	462
40T	Bert Yancey	73	78	69	73	293	462
42T	Lionel Hebert	72	73	71	78	294	352
42T	Dave Marr	71	75	76	72	294	352
42T	Ken Venturi	75	74	72	73	294	352
45T	Homero Blancas	76	74	75	70	295	258
45T	Bob Charles	68	74	76	77	295	258
45T	Rod Funseth	74	74	74	73	295	258
45T	Art Wall, Jr.	72	73	73	77	295	258
49T	Tommy Aaron	73	78	71	74	296	205
49T	Butch Baird	74	73	74	75	296	205
49T	Kel Nagle	74	73	73	76	296	205
52T	Bruce Crampton	74	79	69	75	297	165
52T	Jacky Cupit	74	79	70	74	297	165
52T	Dave Ragan	76	71	77	73	297	165
52T	Jack Rule, Jr.	73	74	77	73	297	165
56T	George Bayer	73	76	74	76	299	165
56T	Terry Dill	73	74	75	77	299	165
56T	Jack Montgomery	73	75	75	76	299	165
56T	Charles Sifford	76	77	69	77	299	165
60	Jerry Edwards	77	76	73	74	300	165
61T	Jim Ferree	73	73	83	72	301	165
61T	Ernie Vossler	76	78	72	75	301	165
63T	Dick Crawford	73	73	76	83	305	165
63T	Dow Finsterwald	75	80	76	74	305	165
65	Billy Martindale	80	76	78	72	306	165
66	Al Besselink	75	80	71	82	308	165
67	Johnny Palmer	76	76	81	79	312	165
68T	Tommy Bolt	75	70	71	(36)	wd	
68T	Doug Sanders	70	71	74	(42)	wd	
70	Mason Rudolph	74	70	73	wd		
71	Billy Maxwell	71	72	wd			
72	Byron Nelson	75	wd				

1966 CHAMPIONSHIP RACE

At 18		At 54			
1	BRUCE DEVLIN	67	1	BRUCE DEVLIN	205
2T	Peter Thomson	68	2	Gene Littler	208
2T	Bob Charles	68	3T	R.H. Sikes	210
4T	Don January	69	3T	Jack McGowan	210
4T	Gene Littler	69	3T	Gay Brewer	210
4T	Dan Sikes	69			
4T	Bert Weaver	69			
At 36		At 72			
1	BRUCE DEVLIN	135	1	BRUCE DEVLIN	280
2	Gene Littler	138	2	R.H. Sikes	281
3	Al Geiberger	139	3T	Tony Lema	282
4T	Peter Thomson	140	3T	Al Geiberger	282
4T	Bert Weaver	140			

HIGHLIGHTS



Bruce Devlin

Australian Bruce Devlin tried to give this one away by firing a final round 75, but found no takers, so he pocketed the \$22,000 first prize himself.

A record crowd of 21,000 watched chief challenger Gene Littler card a final round 77, then they saw R. H. Sikes miss a birdie putt on the final hole which would have tied Devlin. The champ was the leader from start to finish.

1965 COLONIAL RESULTS

May 6-11

Rank	Player	1R	2R	3R	4R	Total	Money
1	Bruce Crampton	71	68	71	66	276	\$20,000
2	George Knudson	68	71	70	70	279	11,500
3T	Gardner Dickinson	72	69	71	68	280	5,100
3T	Don January	72	72	68	68	280	5,100
3T	Tony Lema	71	69	70	70	280	5,100
3T	Chi Chi Rodriguez	70	73	69	68	280	5,100
7	Julius Boros	72	68	72	69	281	3,400
8T	Gene Littler	69	71	73	69	282	2,850
8T	Doug Sanders	70	72	70	70	282	2,850
10T	Ben Hogan	69	71	75	69	284	2,233
10T	Billy Martindale	72	72	70	70	284	2,233
10T	Bobby Nichols	73	71	71	69	284	2,233
13T	Al Geiberger	71	74	67	73	285	1,850
13T	Johnny Pott	69	75	70	71	285	1,850
15T	Jerry Edwards	71	71	74	70	286	1,650
15T	Sam Snead	71	72	72	71	286	1,650
17T	Randy Glover	74	70	69	74	287	1,300
17T	Bob Goalby	72	71	73	71	287	1,300
17T	Billy Maxwell	71	73	70	73	287	1,300
17T	Kel Nagle	75	71	71	70	287	1,300
17T	Arnold Palmer	73	74	70	70	287	1,300
22T	Frank Beard	70	73	73	72	288	894
22T	Tommy Bolt	69	78	72	69	288	894
22T	Billy Casper	70	73	73	72	288	894
22T	Bert Yancey	72	71	76	69	288	894
26T	George Archer	75	73	70	71	289	775
26T	Rex Baxter Jr.	72	74	74	69	289	775
26T	Bert Weaver	72	70	77	70	289	775
29	Bo Wining	71	70	73	76	290	725
30T	Butch Baird	70	77	72	72	291	663
30T	Miller Barber	71	71	73	76	291	663
30T	Dave Marr	72	70	75	74	291	663
30T	Art Wall Jr.	73	75	74	69	291	663
34T	Jack McGowan	74	77	69	72	292	588
34T	Dan Sikes	75	70	75	72	292	588
36T	Chuck Courtney	74	76	71	72	293	538
36T	Mike Souchak	69	75	76	73	293	538
38T	Al Besselink	74	69	77	74	294	454
38T	Dave Ragan	74	76	74	70	294	454
38T	Phil Rodgers	74	71	74	75	294	454
38T	Mason Rudolph	74	75	73	72	294	454
42T	George Bayer	71	77	72	75	295	303
42T	Gay Brewer	72	72	77	74	295	303
42T	Jim Ferree	75	76	75	69	295	303
42T	Jay Hebert	71	70	80	74	295	303
46T	Bob Charles	72	77	75	72	296	200
46T	Rod Funseth	75	70	75	76	296	200
46T	Lionel Hebert	76	76	74	70	296	200
46T	Dick Mayer	77	76	73	70	296	200
46T	Bob McCallister	79	72	75	70	296	200
46T	Jerry Steelsmith	73	74	77	72	296	200
46T	Ernie Vossler	73	74	74	75	296	200
53	Don Massengale	76	75	71	76	298	150
54T	Joe Campbell	76	73	77	73	299	150
54T	Chris Blocker	74	78	74	73	299	150
56T	Charles Coody	75	77	75	73	300	150
56T	Jacky Cupit	74	79	76	71	300	150
58	Byron Nelson	78	72	74	78	302	150
59	Earl Stewart Jr.	73	80	77	74	304	150
60	Terry Dill	76	73	78	78	305	150
61	Roland Harper	76	83	73	77	309	150
	Tommy Aaron	75	75	78	wd	150	
	Paul Bondeson	73	76	80	dq	150	
	Ray Floyd	76	74	71	dq	150	
	Doug Ford	81	80	76	wd	150	
	Fred Hawkins	71	76	81	wd	150	
	Tommy Jacobs	80	74	73	wd	150	
	Johnny Palmer	78	80	83	wd	150	
	Bob Rosburg	80	76	72	wd	150	
	Jack Rule	76	80	74	wd	150	
	R. H. Sikes	74	80	74	wd	150	
	Dow Finsterwald	74	80	wd	—	150	

1965 CHAMPIONSHIP RACE

At 18		At 36			
1	George Knudson	68	1T BRUCE CRAMPTON	139	
2T	Tommy Bolt	69	1T George Knudson	139	
2T	Gene Littler	69	3T Julius Boros	140	
2T	Ben Hogan	69	3T Gene Littler	140	
2T	Mike Souchak	69	3T Ben Hogan	140	
2T	Johnny Pott	69	3T Tony Lema	140	
7T	Billy Casper	70	At 54		
7T	Butch Baird	70	1	George Knudson	209
7T	Chi Chi Rodriguez	70	2T	BRUCE CRAMPTON	210
7T	Frank Beard	70	2T	Tony Lema	210
7T	Doug Sanders	70	At 72		
12T	BRUCE CRAMPTON	71	1	BRUCE CRAMPTON	276
	(tied with 10 others)		2	George Knudson	279
			3T	Gardner Dickinson	280
			3T	Don January	280
			3T	Chi Chi Rodriguez	280
			3T	Tony Lema	280

HIGHLIGHTS



Bruce Crampton

Colonial offered its first \$100,000 purse and garnered its second foreign winner. Rain halted the final round of play on Sunday afternoon and all scores were wiped out. On Monday, rain stopped play late in the morning, and after two hours another day was canceled. But when the sun finally broke through on Tuesday it was a race to the finish. Owing the lead at one time or another were Don January, Gardner Dickinson and Tony Lema. But the sun was smiling on Bruce Crampton, who played the last six holes in four under par to shoot 66

and pick up first place money of \$20,000.

It looked like United Nations Day at the pay window as Australian Crampton took first money, Canadian George Knudson grabbed runner-up honors and Puerto Rican Chi Chi Rodriguez tied for third. Knudson joked that this was the first time he had led a tournament for five days and not won. Sam Snead ended a long hiatus from Colonial to finish tied for 15th, and Ben Hogan was honored Thursday by the national and local media as the "Greatest Professional Golfer of All Time."

1964 COLONIAL RESULTS

May 7-10

Rank	Player	1R	2R	3R	4R	Total	Money
1	Billy Casper	72	67	70	70	279	\$14,000
2	Tommy Jacobs	69	69	71	74	283	7,000
3	Gene Littler	71	71	68	75	285	4,000
4T	Ben Hogan	72	72	72	71	287	3,160
4T	Dow Finsterwald	74	69	74	70	287	3,160
4T	Gay Brewer	70	73	72	72	287	3,160
4T	Arnold Palmer	75	71	69	72	287	3,160
4T	Gary Player	68	71	74	74	287	3,160
9	Kel Nagle	71	76	68	73	288	2,500
10T	Dave Marr	76	71	72	70	289	2,175
10T	Mason Rudolph	72	72	71	74	289	2,175
12T	Ray Floyd	70	77	74	69	290	1,620
12T	Lionel Hebert	73	73	72	72	290	1,620
12T	Pete Brown	76	70	71	73	290	1,620
12T	Jack Rule, Jr.	74	66	78	72	290	1,620
12T	Doug Sanders	73	70	73	74	290	1,620
17T	Tony Lema	78	71	71	71	291	1,150
17T	Dan Sikes	71	74	74	72	291	1,150
17T	Billy Maxwell	71	70	74	76	291	1,150
17T	George Knudson	74	70	70	77	291	1,150
21T	Phil Rodgers	76	75	71	70	292	775
21T	Jack Nicklaus	76	72	71	73	292	775
21T	Bob Charles	77	71	69	75	292	775
21T	Jerry Edwards	70	74	73	75	292	775
21T	Miller Barber	77	68	71	76	292	775
21T	Art Wall	71	72	71	78	292	775
27T	Bob Rosburg	72	71	76	74	293	525
27T	Julius Boros	77	72	70	74	293	525
27T	Al Besselink	70	77	69	77	293	525
27T	Frank Beard	74	71	72	76	293	525
31T	Harold Kneece	79	74	72	69	294	387
31T	Dutch Harrison	74	72	75	73	294	387
31T	Gardner Dickinson	72	77	71	74	294	387
31T	Jacky Cupit	73	75	71	75	294	387
35	Bob Goalby	80	70	72	73	295	325
36T	Ken Venturi	74	76	73	73	296	262
36T	Bruce Devlin	74	74	74	74	296	262
36T	Earl Stewart, Jr.	73	72	75	76	296	262
36T	Al Geiberger	71	70	77	78	296	262
40T	Don Fairfield	76	75	73	73	297	220
40T	Mike Souchak	73	74	74	76	297	220
42T	Ramon Sota	82	70	75	71	298	195
42T	Bill Collins	76	69	77	76	298	195
42T	Fred Hawkins	72	74	75	77	298	195
45T	Johnny Pott	73	76	73	77	299	175
45T	Al Balding, Jr.	74	75	75	75	299	175
45T	Jay Hebert	76	75	70	78	299	175
48T	Bo Wininger	76	71	78	75	300	162
48T	Bobby Nichols	80	74	68	78	300	162
50T	Cary Middlecoff	76	75	74	76	301	155
50T	Chuck Courtney	74	72	78	77	301	155
50T	Don January	71	76	77	77	301	155
50T	Rex Baxter, Jr.	75	74	72	80	301	155
54T	Tommy Bolt	78	73	74	77	302	155
54T	Jim Ferrier	77	76	74	75	302	155
56T	Jack Burke, Jr.	76	76	76	75	303	155
56T	Bruce Crampton	75	75	78	75	303	155
56T	Dave Ragan	77	79	73	74	303	155
59T	Shelly Mayfield	75	75	77	77	304	155
59T	Jerry Steelsmith	80	75	73	76	304	155
61T	Doug Ford	72	80	74	79	305	155
61T	Charles Coody	77	77	74	77	305	155
63	George Bayer	71	76	77	82	306	155
64T	Ernie Vossler	73	79	75	81	308	155
64T	Rod Funseth	81	80	73	74	308	155
66	Jim Ferree	76	79	75	79	309	155
67	Dave Hill	79	78	76	83	316	155
68	Roland Harper	85	81	82	79	327	155
69	Johnny Palmer	87	81	82	81	331	155
	Tommy Aaron	77	75	wd			
	Jimmy Demaret	78	wd				
	Chi Chi Rodriguez	75	wd				

1964 CHAMPIONSHIP RACE

At 18		At 36			
1	Gary Player	68	1	Tommy Jacobs	138
2	Tommy Jacobs	69	2T	BILLY CASPER	139
3T	Ray Floyd	70	2T	Gary Player	139
3T	Gay Brewer	70	4	Jack Rule, Jr.	140
3T	Al Besselink	70	5T	Al Geiberger	141
3T	Jerry Edwards	70	5T	Billy Maxwell	141
7T	George Bayer	71	6	Gene Littler	142
7T	Gene Littler	71			
7T	Al Geiberger	71	1T	BILLY CASPER	209
7T	Dan Sikes	71	1T	Tommy Jacobs	209
7T	Art Wall	71	3	Gene Littler	210
7T	Don January	71	4	Gary Player	213
7T	Billy Maxwell	71	5T	Art Wall	214
7T	Kel Nagle	71	5T	George Knudson	214
	15TBILLY CASPER	72			
	15TBob Rosburg	72	1	BILLY CASPER	279
	15TGardner Dickinson	72	2	Tommy Jacobs	283
	15TDoug Ford	72	3	Gene Littler	285
	15TMason Rudolph	72			
	15TFred Hawkins	72			
	15TBen Hogan	72			

HIGHLIGHTS



Billy Casper

Billy Casper ignored a one-day postponement due to rain, kept his putter hot and picked up a \$14,000 check for first place in the tournament. Rain washed out the Friday round, causing two rounds to be played on Saturday. But this only brought out more fans as an all-time record of 17,300 persons swarmed the course on Saturday. For the finals, a Sunday record crowd of 16,500 watched Casper win it with a one-under-par. Coincidentally, this was the fourth tournament in Colonial history in which the second round was rained out (also 1947, '52, and '57). National TV embraced the tourney this year, as ABC broadcast the event Saturday and Sunday. An early TV finish at 4 pm Sunday saved the day, because at 4:30 it began pouring rain!

1963 COLONIAL RESULTS

May 9-12

Rank	Player	1R	2R	3R	4R	Total	Money
1	Julius Boros.....	71	66	71	71	279	\$12,000
2	Gary Player.....	73	71	72	67	283	6,000
3	Jack Nicklaus.....	71	69	74	70	284	3,500
4T	Doug Sanders.....	67	72	72	75	286	2,800
4T	Tony Lema.....	71	69	73	73	286	2,800
6T	Jerry Edwards.....	72	70	75	70	287	2,200
6T	Gene Littler.....	74	71	69	73	287	2,200
8T	Gardner Dickinson.....	71	75	76	66	288	1,850
8T	Jack Burke, Jr.....	74	67	78	69	288	1,850
10T	Jack Fleck.....	72	71	74	72	289	1,550
10T	Phil Rodgers.....	71	71	74	73	289	1,550
10T	Bruce Crampton.....	71	69	74	75	289	1,550
10T	Bobby Nichols.....	73	67	74	75	289	1,550
14	Bob Rosburg.....	69	74	71	76	290	1,300
15T	Jay Hebert.....	76	71	70	74	291	1,150
15T	Dave Ragan.....	75	72	74	70	291	1,150
17T	Billy Maxwell.....	77	76	69	70	292	900
17T	Jacky Cupit.....	75	74	73	70	292	900
17T	Dow Finsterwald.....	77	70	72	73	292	900
17T	Bert Weaver.....	72	75	72	73	292	900
17T	Bill Collins.....	68	76	73	75	292	900
22T	Jerry Pittman.....	73	73	76	71	293	725
22T	Al Johnston.....	72	72	76	73	293	725
24T	Al Geiberger.....	78	70	74	72	294	525
24T	Miller Barber.....	79	69	75	71	294	525
24T	Dutch Harrison.....	79	73	71	71	294	525
24T	Dick Mayer.....	73	71	76	74	294	525
24T	Mike Souchak.....	75	74	71	74	294	525
24T	Bo Wininger.....	72	76	71	75	294	525
30T	Doug Ford.....	77	78	68	72	295	322
30T	Jim Ferree.....	76	73	73	73	295	322
30T	Dan Sikes.....	72	75	74	74	295	322
30T	Kel Nagle.....	74	75	71	75	295	322
34T	Gay Brewer.....	74	72	76	74	296	250
34T	Bob Goalby.....	77	77	67	75	296	250
36T	Charles Coody.....	78	73	74	72	297	
36T	George Bayer.....	78	70	75	74	297	220
36T	Kermit Zarley, Jr.....	78	76	69	74	297	
36T	Ted Kroll.....	73	75	72	77	297	220
36T	Stan Leonard.....	74	73	72	78	297	220
41T	Jerry Steelsmith.....	77	75	75	71	298	195
41T	Labron Harris, Jr.....	79	75	71	73	298	
41T	Art Wall, Jr.....	78	71	71	78	298	195
44T	Fred Marti.....	76	75	76	72	299	
44T	Arnold Palmer.....	74	75	75	75	299	170
44T	Fred Hawkins.....	74	75	73	77	299	170
44T	Earl Stewart, Jr.....	72	74	75	78	299	170
48T	Al Balding.....	75	71	81	73	300	150
48T	Byron Nelson.....	76	77	73	74	300	150
48T	Bob Charles.....	81	71	75	73	300	150
48T	Jerry Barber.....	69	75	81	75	300	150
48T	Johnny Pott.....	77	73	76	74	300	150
53	Cary Middlecoff.....	72	76	79	74	301	150
54T	Ray Floyd.....	74	75	78	75	302	150
54T	Lionel Hebert.....	78	72	73	79	302	150
56T	Joe Campbell.....	75	76	77	75	303	150
56T	Tommy Bolt.....	72	76	75	80	303	150
58	Ernie Vossler.....	75	76	78	76	305	150
59T	Dave Hill.....	80	75	77	74	306	150
59T	Homero Blancas.....	76	76	76	78	306	
59T	Don Fairfield.....	84	74	71	77	306	150
62T	Rex Baxter, Jr.....	79	78	73	77	307	150
62T	Tommy Aaron.....	81	73	71	82	307	150
64T	Don Massengale.....	80	81	73	76	310	150
64T	Tommy Jacobs.....	81	77	72	80	310	150
	Don January.....	dq					

1963 CHAMPIONSHIP RACE

At 18		At 36			
1	Doug Sanders.....	67	3T Bruce Crampton.....	140	
2	Bill Collins.....	68	3T Bobby Nichols.....	140	
3T	Jerry Barber.....	69	3T Jack Nicklaus.....	140	
3T	Bob Rosburg.....	69	6	Jack Burke.....	141
5T	JULIUS BOROS.....	71	7	Jerry Edwards.....	142
5T	Bruce Crampton.....	71	8T	Jack Fleck.....	143
5T	Gardner Dickinson.....	71	8T	Bob Rosburg.....	143
5T	Tony Lema.....	71			
			At 54		
5T	Jack Nicklaus.....	71	1	JULIUS BOROS.....	208
10T	Jerry Edwards.....	72	2	Doug Sanders.....	211
10T	Jack Fleck.....	72	3	Tony Lema.....	213
10T	Al Johnston.....	72	4T	Bruce Crampton.....	214
10T	Cary Middlecoff.....	72	4T	Gene Littler.....	214
10T	Phil Rodgers.....	72	4T	Bobby Nichols.....	214
10T	Earl Stewart, Jr.....	72	4T	Jack Nicklaus.....	214
10T	Bert Weaver.....	72	4T	Bob Rosburg.....	214
10T	Bo Wininger.....	72			
			At 72		
1	JULIUS BOROS.....	137	1	JULIUS BOROS.....	279
2	Doug Sanders.....	139	2	Gary Player.....	283
			3	Jack Nicklaus.....	284

HIGHLIGHTS



Julius Boros

The field was loaded with hot shots: defending champ Arnold Palmer, Masters and U.S. Open champ Jack Nicklaus, and more. Julius Boros was playing great golf in '63, too — but not winning, until he got to Colonial. Boros became the first man in eight years to beat par for 72 holes as he came in with a winning 279. Staving off Gary Player in the final round, he became the tourney's first double winner outside of Ben Hogan, who won five times. Ironically, this was the first National Invitation missed by Hogan.

Boros went on to capture the U.S. Open the next month, and was named PGA Player of the Year.

Names in italics designate amateurs.

1962 COLONIAL RESULTS

May 10-14

Rank	Player	1R	2R	3R	4R	Total	Money
1	Arnold Palmer	67	72	66	76	281*	\$7,000
2	Johnny Pott	69	70	73	69	281*	3,500
3	Bruce Crampton	71	70	67	74	282	2,500
4	Jack Nicklaus	69	71	74	69	283	2,000
5T	Jim Ferree	71	73	71	69	284	1,750
5T	Gay Brewer	70	75	67	72	284	1,750
7T	Bo Winingar	68	73	72	71	285	1,550
7T	Doug Ford	68	72	69	76	285	1,550
9T	Doug Sanders	71	71	72	72	286	1,350
9T	Gary Player	68	70	70	78	286	1,350
11	Bill Casper	71	72	73	71	287	1,200
12T	Jack Burke, Jr.	72	73	71	72	288	1,017
12T	Don January	70	75	70	73	288	1,017
12T	Billy Maxwell	75	71	69	73	288	1,017
15T	Ben Hogan	72	71	71	75	289	875
15T	Kel Nagle	72	71	71	75	289	875
17T	Earl Stewart	72	72	74	72	290	750
17T	Byron Nelson	73	70	74	73	290	750
17T	Phil Rodgers	70	73	73	74	290	750
20T	Fred Hawkins	70	77	72	72	291	600
20T	Al Geiberger	74	74	71	72	291	600
20T	Julius Boros	74	74	70	73	291	600
23T	Jay Hebert	70	72	75	75	292	427
23T	Jim Ferrier	70	74	73	75	292	427
23T	Dow Finsterwald	70	75	71	76	292	427
23T	Dave Ragan	72	72	73	75	292	427
27	George Bayer	73	74	74	72	293	325
28T	Gene Littler	70	75	76	73	294	262
28T	Bill Collins	69	73	77	75	294	262
28T	Tommy Jacobs	69	75	73	77	294	262
28T	Ernie Vossler	72	74	71	77	294	262
32	Bob Goalby	73	75	72	75	295	200
33T	Tommy Aaron	74	72	76	74	296	141
33T	Ted Kroll	73	73	75	75	296	141
33T	Jacky Cupit	69	78	72	77	296	141
33T	Joe Campbell	71	73	74	78	296	141
37T	Dave Hill	72	74	78	73	297	100
37T	Dave Marr	72	76	74	75	297	100
39T	Eric Monti	73	74	73	78	298	100
39T	Cary Middlecoff	75	73	72	78	298	100
41T	Mason Rudolph	76	73	78	72	299	100
41T	Bob McCallister	70	75	79	75	299	100
41T	Lionel Hebert	73	79	70	77	299	100
44T	George Knudson	74	78	76	73	301	100
44T	Jerry Barber	72	75	76	78	301	100
44T	Don Massengale	76	73	73	79	301	100
47T	Paul Bondeson	73	75	77	77	302	100
47T	Bobby Nichols	75	76	74	77	302	100
47T	Lloyd Mangrum	71	74	75	82	302	100
50	Jerry Steelsmith	72	73	78	80	303	100
51T	Frank Boynton	74	79	76	75	304	100
51T	Tommy Bolt	72	79	76	77	304	100
53	Paul Harney	75	79	74	77	305	100
54	Gardner Dickinson	79	74	70	83	306	100
	Bob Rosburg	80	81	wd			
	Don Fairfield	83	wd				
	Mike Souchak	dq					
	Ken Venturi	dq					

*In 18-hole playoff: Palmer 69; Pott 73.

1962 CHAMPIONSHIP RACE

At 18		At 54			
1	ARNOLD PALMER	67	1	ARNOLD PALMER	205
2T	Doug Ford	68	2T	Bruce Crampton	208
2T	Gary Player	68	2T	Gary Player	208
2T	Bo Winingar	68	4	Doug Ford	209
5T	Bill Collins	69	5	Johnny Pott	212
5T	Jacky Cupit	69			
5T	Tommy Jacobs	69	1T	ARNOLD PALMER	281
5T	Jack Nicklaus	69	1T	Johnny Pott	281
5T	Johnny Pott	69	3	Bruce Crampton	282
			4	Jack Nicklaus	283
At 36		At 90			
1	Gary Player	138			
2T	ARNOLD PALMER	139	1	ARNOLD PALMER	281-69
2T	Johnny Pott	139	2	Johnny Pott	281-73
4T	Jack Nicklaus	140			
4T	Doug Ford	140			

HIGHLIGHTS



Arnold Palmer

After winning three out of four tournaments, and two in a row, Arnold Palmer was looking to take a week off. Tournament officials persuaded him to play one more week, but it still took an extra day before Palmer could take a break. He duelled for four days with Gary Player, trading the lead many times. A windy Sunday sent scores sky-high, as Player fell out of contention. Meanwhile, Johnny Pott tied Palmer and forced an 18-hole playoff on Monday, which Palmer won 69-73.

Bruce Crampton would have won if he hadn't had so much trouble with the water hazard on No. 18, which became known as "Crampton's Lake." On Saturday, he could have tied the course record of 65 with a par, but hit it into the lake. Nonetheless, he stood tied for second place with Player. On Sunday, a par would have won the event by one shot over Palmer and Pott. But, again, his approach found the lake.

Palmer won eight titles that incredible year, including the Masters and the British Open. He won the Vardon Trophy and PGA Player of the Year honors, as well.

1961 COLONIAL RESULTS

May 11-14

Rank	Player	1R	2R	3R	4R	Total	Money
1	Doug Sanders	69	75	67	70	281	\$7,000
2	Kel Nagle	65	76	74	67	282	3,500
3	Billy Casper	69	72	69	73	283	2,500
4T	Don Whitt	71	74	69	70	284	1,900
4T	Gene Littler	72	70	67	75	284	1,900
6	Arnold Palmer	68	73	69	76	286	1,700
7T	Doug Ford	71	71	75	70	287	1,550
7T	Stan Leonard	72	72	68	75	287	1,550
9T	Gary Player	74	75	71	68	288	1,158
9T	Gardner Dickinson	71	73	68	76	288	1,158
9T	Ted Kroll	74	75	70	69	288	1,158
9T	Jack Burke, Jr.	71	73	73	71	288	1,158
9T	Paul Harney	73	73	71	71	288	1,158
9T	Jay Hebert	71	76	69	72	288	1,158
15T	Al Geiberger	73	73	75	68	289	875
15T	Mike Souchak	69	70	73	77	289	875
17T	Jacky Cupit	71	77	73	69	290	775
17T	Bill Collins	75	73	72	70	290	775
19T	Dow Finsterwald	73	73	74	71	291	550
19T	Don January	74	74	73	70	291	550
19T	Bob Goalby	70	76	71	74	291	550
19T	Johnny Pott	73	73	71	74	291	550
19T	Ben Hogan	68	75	72	76	291	550
19T	Ernie Vossler	71	71	73	76	291	550
19T	Howie Johnson	73	73	71	74	291	550
26T	Charles Coe	76	76	70	71	293	
26T	Deane Beman	68	79	74	72	293	
28T	Bob Rosburg	73	74	75	72	294	315
28T	Tommy Bolt	72	78	73	71	294	315
28T	Roberto De Vincenzo	71	76	72	75	294	315
28T	George Bayer	76	74	70	74	294	315
32T	Peter Thomson	75	76	74	70	295	225
32T	Lionel Hebert	72	78	74	71	295	225
32T	Gay Brewer	71	80	71	73	295	225
35T	Jerry Barber	76	72	75	73	296	152
35T	Don Fairfield	75	74	73	73	296	152
35T	Art Wall, Jr.	75	70	73	78	296	152
38	Jack Nicklaus	75	74	76	72	297	
39T	Dave Ragan	72	77	73	76	298	103
39T	Ken Venturi	71	74	76	77	298	103
39T	Tom Nieporte	71	74	76	77	298	103
39T	Dick Mayer	73	77	69	79	298	103
43	Byron Nelson	74	78	69	78	299	100
44T	Cary Middlecoff	79	72	75	74	300	100
44T	Jim Ferree	77	76	74	73	300	100
44T	Billy Maxwell	72	75	79	74	300	100
44T	Dave Marr	80	75	71	74	300	100
48T	Johnny Palmer	76	78	74	74	302	100
48T	Jack Fleck	74	77	76	75	302	100
50T	Fred Hawkins	75	80	78	70	303	100
50T	Dave Hill	77	73	77	76	303	100
52	Julius Boros	78	75	76	75	304	100
53	Mason Rudolph	75	79	73	79	306	100
54	Butch Baird	76	78	76	77	307	100
55	Lloyd Mangrum	76	77	81	74	308	100
	Pete Cooper	76	76	70	(56)	wd	100
	Bill Johnston	(37)	wd				

Names in italics designate amateurs.

1961 CHAMPIONSHIP RACE

At 18		At 36		
1	Kel Nagle	65	2T Kel Nagle	141
2T	Deane Beman	68	2T Arnold Palmer	141
2T	Ben Hogan	68	5T Doug Ford	142
2T	Arnold Palmer	68	5T Gene Littler	142
5T	Billy Casper	69	5T Ernie Vossler	142
5T	DOUG SANDERS	69	8 Ben Hogan	143
5T	Mike Souchak	69	9T Jack Burke	144
8	Bob Goalby	70	9T Gardner Dickinson	144
9T	Gay Brewer	71	9T Stan Leonard	144
9T	Jack Burke, Jr.	71	9T DOUG SANDERS	144
9T	Jacky Cupit	71		
			At 54	
9T	Roberto De Vincenzo	71	1 Gene Littler	209
9T	Gardner Dickinson	71	2T Billy Casper	210
9T	Doug Ford	71	2T Arnold Palmer	210
9T	Jay Hebert	71	4 DOUG SANDERS	211
9T	Tom Nieporte	71		
			At 72	
9T	Ken Venturi	71	1 DOUG SANDERS	281
9T	Ernie Vossler	71	2 Kel Nagle	282
9T	Don Whitt	71	3 Billy Casper	283
			At 36	
1	Mike Souchak	139	4T Don Whitt	284
2T	Billy Casper	141	4T Gene Littler	284

HIGHLIGHTS



Doug Sanders

Colonial's first \$100,000 gate was achieved as attendance records were smashed each day. On Sunday, 14,000 fans turned out, running total attendance to a record 51,500. Australian Kel Nagle, the reigning British Open champion, stole the first-round spotlight with a 65 that included the tournament's first hole-in-one. It occurred on #13, with playing partner Ben Hogan looking on. After the cheering subsided, a stone-faced Hogan deadpanned, "Good shot," and then smiled. Doug Sanders overtook Billy Casper, Gene Littler and Arnold Palmer on Sunday to win the crown. Jack Nicklaus, an amateur, made his first trip to Colonial and shot 297. He was joined in the field by British Amateur champ Charles Coe and U.S. Amateur champ Deane Beman.

1960 COLONIAL RESULTS


May 12-15

Rank	Player	1R	2R	3R	4R	Total	Money
1	Julius Boros.....	70	71	69	70	280	\$5,000
2T	Gene Littler.....	69	70	70	72	281	2,500
2T	Kel Nagle.....	69	68	72	72	281	2,500
4	Ted Kroll.....	75	69	69	69	282	1,700
5T	Mike Souchak.....	74	69	71	70	284	1,400
5T	Ken Venturi.....	69	74	72	69	284	1,400
5T	Jerry Barber.....	68	72	73	71	284	1,400
8	Ben Hogan.....	69	72	75	69	285	1,200
9T	Tommy Bolt.....	71	77	71	67	286	1,050
9T	Jay Hebert.....	72	75	70	69	286	1,050
11T	Gary Player.....	72	72	70	73	287	845
11T	Doug Sanders.....	69	70	76	72	287	845
11T	Don January.....	69	74	70	74	287	845
14T	Ernie Vossler.....	72	73	74	69	288	498
14T	Jack Burke, Jr.....	73	70	77	68	288	498
14T	Stan Leonard.....	74	73	71	70	288	498
14T	Mason Rudolph.....	70	72	76	70	288	498
14T	Johnny Palmer.....	69	76	72	71	288	498
14T	Doug Ford.....	70	72	76	70	288	498
14T	Bert Weaver.....	73	73	71	71	288	498
14T	Dow Finsterwald.....	72	73	71	72	288	498
22T	Al Geiberger.....	74	71	73	71	289	243
22T	Tommy Jacobs.....	75	72	71	71	289	243
22T	Fred Haas.....	75	75	68	71	289	243
22T	Billy Maxwell.....	67	76	73	73	289	243
22T	Bill Collins.....	70	73	74	72	289	243
22T	Arnold Palmer.....	71	70	73	75	289	243
28T	Tom Nieporte.....	71	77	72	70	290	150
28T	Dan Fairfield.....	72	73	72	73	290	150
30T	Billy Casper.....	70	74	77	70	291	110
30T	Dick Knight.....	74	71	74	72	291	110
32T	Bo Winninger.....	71	72	78	71	292	100
32T	Dave Marr.....	73	74	71	74	292	100
34T	Chandler Harper.....	73	76	71	73	293	100
34T	Paul Harney.....	72	77	71	73	293	100
34T	Joe Jimenez.....	76	69	74	74	293	100
37T	Byron Nelson.....	72	75	74	73	294	100
37T	Bob Rosburg.....	73	70	74	77	294	100
39T	Don Witt.....	73	73	76	73	295	100
39T	Fred Hawkins.....	74	71	78	72	295	100
41T	Roberto De Vicenzo.....	75	76	74	72	297	100
41T	Lloyd Mangrum.....	73	75	77	72	297	100
41T	George Bayer.....	74	77	70	76	297	100
44T	Peter Thomson.....	78	70	78	72	298	100
44T	Ed Oliver.....	73	71	79	75	298	100
46T	Earl Stewart, Jr.....	77	75	76	72	300	100
46T	Jack Fleck.....	74	73	77	76	300	100
48T	Joe Campbell.....	75	74	78	74	301	100
48T	Dave Ragan.....	78	72	76	75	301	100
50T	Jim Ferree.....	75	75	79	74	303	100
50T	Pete Cooper.....	75	80	77	71	303	100
52	Lionel Hebert.....	77	77	76	74	304	100
53	Frank Stranahan.....	75	75	76	81	307	100
	Cary Middlecoff.....	75	78	wd			100

1960 CHAMPIONSHIP RACE

At 18				At 36			
1	Billy Maxwell.....	67	2T	Doug Sanders.....	139		
2	Jerry Barber.....	68	4	Jerry Barber.....	140		
3T	Ben Hogan.....	69	5T	Ben Hogan.....	141		
3T	Don January.....	69	5T	Arnold Palmer.....	141		
3T	Gene Littler.....	69	5T	JULIUS BOROS.....	141		
3T	Kel Nagle.....	69					
3T	Johnny Palmer.....	69	1T	Gene Littler.....	209		
3T	Doug Sanders.....	69	1T	Kel Nagle.....	209		
3T	Ken Venturi.....	69	3	JULIUS BOROS.....	210		
10T	JULIUS BOROS.....	70					
10T	Billy Casper.....	70	1	JULIUS BOROS.....	280		
10T	Bill Collins.....	70	2T	Gene Littler.....	281		
10T	Doug Ford.....	70	2T	Kel Nagle.....	281		
10T	Mason Rudolph.....	70	4	Ted Kroll.....	282		
At 36							
1	Kel Nagle.....	137					
2T	Gene Littler.....	139					

HIGHLIGHTS



Julius Boros

Great weather and big crowds sparked the tourney, and a different player led each day. On Sunday, Julius Boros birdied the 17th hole from 20 feet to break a tie and win by one shot, but not before Kel Nagle's 50-foot putt on the 18th circled the cup and refused to fall for a birdie that would have tied Boros. Mike Souchak made history by firing two eagles in one four-day span.

1959 COLONIAL RESULTS

April 30-May 3

Rank	Player	1R	2R	3R	4R	Total	Money
1	Ben Hogan	69	67	77	72	285*	\$5,000
2	Fred Hawkins	72	69	73	71	285*	3,000
3T	Billy Maxwell	74	71	72	69	286	1,900
3T	Tommy Jacobs	70	70	73	73	286	1,900
5T	Lionel Hebert	67	67	78	75	287	1,500
5T	Ted Kroll	68	71	71	77	287	1,500
7T	Dow Finsterwald	70	73	76	69	288	1,117
7T	Ernie Vossler	73	70	73	72	288	1,117
7T	Bo Winingar	73	69	73	73	288	1,117
10	Peter Thomson	75	72	72	70	289	900
11T	H. R. (Bert) Weaver	73	75	73	69	290	604
11T	Fred Haas	71	74	73	72	290	604
11T	Gary Player	74	71	74	71	290	604
11T	Gardner Dickinson	70	71	75	74	290	604
11T	Jim Ferree	70	69	77	74	290	604
11T	Don January	72	68	75	75	290	604
17T	George Bayer	71	74	74	71	291	331
17T	Stan Leonard	75	72	71	73	291	331
17T	Jay Hebert	71	72	76	72	291	331
17T	Arnold Palmer	73	74	69	75	291	331
21T	Joe Campbell	77	74	72	69	292	213
21T	Gene Littler	71	77	73	71	292	213
21T	John McMullin	73	75	71	73	292	213
21T	Lloyd Mangrum	74	70	74	74	292	213
25	Byron Nelson	76	69	76	72	293	150
26T	Marty Furgol	76	72	74	73	295	100
26T	Bill Collins	73	74	75	73	295	100
26T	Johnny Palmer	75	74	73	74	295	100
29	Mike Souchak	69	78	81	68	296	100
30	Cary Middlecoff	75	77	69	76	297	100
31T	Tommy Bolt	72	76	77	73	298	100
31T	Ed Oliver	73	73	78	73	298	100
33T	Tom Nieporte	74	76	75	75	300	100
33T	Dick Mayer	75	73	73	79	300	100
33T	Bill Johnston	69	75	73	83	300	100
36T	Roberto De Vincenzo	80	73	77	71	301	100
36T	Howie Johnson	76	73	81	71	301	100
36T	Bruce Crampton	74	76	79	72	301	100
36T	Wes Ellis, Jr.	75	74	79	73	301	100
36T	Jack Burke, Jr.	69	79	73	80	301	100
41	Ken Venturi	76	72	79	75	302	100
42T	Johnny Pott	79	75	75	74	303	100
42T	Earl Stewart, Jr.	76	70	77	80	303	100
44	Pete Cooper	75	77	78	75	305	100
45T	Frank Stranahan	79	75	73	79	306	100
45T	Julius Boros	77	76	75	78	306	100
47T	Ed Furgol	70	77	81	73	311	100
47T	Bob Goalby	77	80	78	76	311	100

*In playoff: Ben Hogan 69; Fred Hawkins 73.

1959 CHAMPIONSHIP RACE

At 18		At 36		
1	Lionel Hebert	67	3T Jim Ferree	139
2	Ted Kroll	68	3T Ted Kroll	139
3T	Jack Burke	69	5T Tommy Jacobs	140
3T	BEN HOGAN	69	5T Don January	140
3T	Bill Johnston	69	7T Gardner Dickinson	141
3T	Mike Souchak	69	7T Fred Hawkins	141
7T	Gardner Dickinson	70		
7T	Jim Ferree	70	At 54	
7T	Dow Finsterwald	70	1 Ted Kroll	210
7T	Tommy Jacobs	70	2 Lionel Hebert	212
11T	George Bayer	71	3T BEN HOGAN	213
11T	Fred Haas	71	3T Tommy Jacobs	213
11T	Jay Hebert	71	5 Fred Hawkins	214
11T	Gene Littler	71	At 72	
15T	Tommy Jacobs	72	1T BEN HOGAN	285
15T	Fred Hawkins	72	1T Fred Hawkins	285
15T	Don January	72	At 90	
			1 BEN HOGAN	285-69
			2 Fred Hawkins	285-73
			At 36	
1	Lionel Hebert	134		
2	BEN HOGAN	136		

HIGHLIGHTS



Ben Hogan

To close out the decade, Ben Hogan claimed his fifth and final Colonial title. He did it in Colonial's first-ever playoff, defeating Fred Hawkins over 18 holes by four shots. It was an emotional, popular win and Colonial founder Marvin Leonard gifted the fabulous Leonard Trophy to Hogan in honor of the achievement. Fittingly, it was the final victory of Hogan's career.

Windy playing conditions made the tournament a horserace from the start. In the playoff, Hawkins took the lead with two early birdies, but Hogan took over after four holes

and never trailed from there. Ironically, Hogan had recently given Hawkins a set of Hogan clubs to play for the tournament.

Hogan's First "Five Of A Kind"

When Ben Hogan won the Colonial National Invitation for the fifth time in 1959, this was his first "five of a kind."

He had previously won the U.S. Open four times (in 1948, 1950, 1951 and 1953, not counting the 1942 Hale America National Open) and teamed with Jimmy Demaret, the Inverness Four-Ball four times (1941, 1946, 1947 and 1948).

Including team championships (in four-ball events), the 1959 Colonial National Invitation was Hogan's 65th victory on the PGA circuit.

1958 COLONIAL RESULTS

May 1-4

Rank	Player	1R	2R	3R	4R	Total	Money
1	Tommy Bolt.....	68	70	70	74	282	\$5,000
2	Ken Venturi.....	72	73	69	69	283	3,000
3T	Gardner Dickinson.....	69	74	72	69	284	1,900
3T	Ted Kroll.....	74	72	68	70	284	1,900
5T	Don January.....	73	72	71	69	285	1,417
5T	Lloyd Mangrum.....	68	73	70	74	285	1,417
5T	Ben Hogan.....	73	69	70	73	285	1,417
8	Dow Finsterwald.....	72	73	70	71	286	1,100
9T	Stan Leonard.....	68	72	72	75	287	950
9T	Ed Oliver.....	70	73	70	74	287	950
11	Fred Hawkins.....	72	69	73	74	288	800
12T	Billy Casper.....	75	75	69	70	289	663
12T	Arnold Palmer.....	65	77	73	74	289	663
14T	Al Besselink.....	73	74	71	72	290	525
14T	Roberto De Vincenzo.....	73	78	68	71	290	525
16T	Billy Maxwell.....	72	73	75	71	291	425
16T	Julius Boros.....	75	73	70	73	291	425
18T	George Bayer.....	76	73	74	69	292	308
18T	Bob Goalby.....	71	74	74	73	292	308
18T	Cary Middlecoff.....	71	73	71	77	292	308
21	Howie Johnson.....	75	75	70	73	293	250
22T	Gary Player.....	73	73	76	72	294	150
22T	Lionel Hebert.....	74	72	74	74	294	150
22T	Bill Johnston.....	75	72	74	73	294	150
22T	Paul Harney.....	69	73	77	75	294	150
22T	Gene Littler.....	70	73	73	78	294	150
27T	Bo Wininger.....	76	74	75	70	295	
27T	Jay Hebert.....	69	75	76	75	295	
27T	Tom Nieporte.....	77	73	70	75	295	
27T	Al Balding.....	73	72	74	76	295	
31T	Frank Stranahan.....	72	76	73	75	296	
31T	Ernie Vossler.....	72	76	72	76	296	
31T	Byron Nelson.....	69	76	72	79	296	
34T	Mike Souchak.....	74	81	72	70	297	
34T	Fred Haas.....	74	73	76	74	297	
36T	J. C. Goosie.....	73	79	73	73	298	
36T	Tony Lema.....	74	73	77	74	298	
38	Johnny Palmer.....	70	78	75	76	299	
39	Jack Fleck.....	71	74	76	79	300	
40T	Joe Conrad.....	72	82	74	73	301	
40T	Earl Stewart, Jr.....	75	78	74	74	301	
40T	Dave Ragan.....	73	76	75	77	301	
43T	Dick Metz.....	77	81	71	73	302	
43T	Rex Baxter, Jr.....	73	80	74	75	302	
45T	Hillman Robbins, Jr.....	75	79	80	73	307	
45T	Dick Mayer.....	77	77	73	80	307	
	Bob Rosburg.....	76	(29)	wd			
	Chandler Harper.....	83	(39)	wd			

Names in italics designate amateurs.

1958 CHAMPIONSHIP RACE

At 18		At 54			
1	Arnold Palmer.....	65	1	TOMMY BOLT.....	208
2T	TOMMY BOLT.....	68	2	Lloyd Mangrum.....	211
2T	Lloyd Mangrum.....	68	3T	Ben Hogan.....	212
2T	Stan Leonard.....	68	3T	Stan Leonard.....	212
At 36		At 72			
1	TOMMY BOLT.....	138	1	TOMMY BOLT.....	282
2	Stan Leonard.....	140	2	Ken Venturi.....	283
3T	Lloyd Mangrum.....	141	3T	Gardner Dickinson.....	284
3T	Fred Hawkins.....	141	3T	Ted Kroll.....	284

HIGHLIGHTS



Tommy Bolt

Rain again . . . the weather was so bad Monday through Friday that contestants almost outnumbered spectators on some days. The first round was played under "pick and clean" conditions, helping Palmer tie the tourney record of 65. Round two was wet, rainy and miserable, as Tommy Bolt grabbed the lead. Tony Lema broke his putter on #12, and completed the round by sinking a 27-footer and 40-footer with his driver. The sun finally came out Saturday, and windy conditions made things tough on Sunday. Ken Venturi climbed to within a shot of Bolt

after six holes, but Bolt hung on to win. Ben Hogan was within a shot on #18, but a double-bogey dropped him to fifth.

The difficult conditions induced this fascinating quote from local favorite Byron Nelson after the first round: "The course is too wet to be muddy, and somehow, it's the driest wet I've ever seen."

1957 COLONIAL RESULTS

May 2-5

Rank	Player	1R	2R	3R	4R	Total	Money
1	Roberto De Vicenzo	72	74	68	70	284	\$5,000
2	Dick Mayer	71	72	67	75	285	3,000
3	Ed Furgol	73	70	71	72	286	2,000
4T	Mike Souchak	70	73	72	72	287	1,800
4T	Harvie Ward, Jr.	70	73	71	73	287	
6	Doug Ford	73	72	73	70	288	1,600
7	Jimmy Demaret	74	73	70	72	289	1,400
8T	Gene Littler	68	74	73	75	290	1,116
8T	Bob Rosburg	69	76	73	72	290	1,116
8T	Peter Thomson	72	74	76	68	290	1,116
11T	Paul Harney	73	71	77	70	291	800
11T	Ben Hogan	70	75	73	73	291	800
11T	Art Wall, Jr.	68	72	75	76	291	800
14T	Dutch Harrison	71	72	72	77	292	531
14T	Jay Hebert	73	75	73	71	292	531
14T	Stan Leonard	73	78	67	74	292	531
14T	Ken Venturi	73	71	73	75	292	531
18T	Tommy Bolt	72	76	73	72	293	315
18T	Joe Conrad	72	73	74	74	293	315
18T	Billy Maxwell	69	75	74	75	293	315
18T	Dick Metz	70	77	70	76	293	315
18T	Doug Sanders	72	74	77	70	293	315
23T	Al Balding	73	79	71	71	294	200
23T	George Bayer	72	77	71	74	294	200
23T	Lloyd Mangrum	72	74	76	72	294	200
26	Mike Fetchick	74	73	74	74	295	150
27T	Jack Burke, Jr.	73	74	72	77	296	
27T	Billy Casper	72	76	74	74	296	
27T	Freddie Haas	70	75	77	74	296	
27T	Cary Middlecoff	78	74	70	74	296	
27T	Byron Nelson	77	76	73	70	296	
27T	Bill Trombley	74	74	74	74	296	
33T	Julius Boros	79	75	72	72	298	
33T	Pete Cooper	73	76	74	75	298	
33T	Arnold Palmer	70	74	75	79	298	
33T	Ernie Vossler	75	76	73	74	298	
37	Frank Stranahan	73	77	73	76	299	
38	Johnny Palmer	74	76	74	76	300	
39T	Doug Higgins	77	76	73	75	301	
39T	Don Whitt	74	77	77	73	301	
41T	Don January	74	74	75	79	302	
41T	Fred Hawkins	73	75	77	77	302	
43	Frank (Bud) Holscher	73	78	74	78	303	
44	Gardner Dickinson	75	77	77	75	304	
45	Bo Winingier	73	80	78	77	308	
46	Bob Toski	74	81	78	79	312	
	Chandler Harper	75	(58)	wd			
	Jack Fleck	71	(45)	wd			

Name in italics designate amateur.

1957 CHAMPIONSHIP RACE

At 18		At 36		
1T	Gene Littler	68	3T Dick Mayer	143
1T	Art Wall, Jr.	68	3T Mike Souchak	143
3T	Billy Maxwell	69	3T Harvie Ward, Jr.	143
3T	Bob Rosburg	69	8T Paul Harney	144
5T	Fred Haas	70	8T Billy Maxwell	144
5T	Ben Hogan	70	8T Arnold Palmer	144
5T	Dick Metz	70	8T Ken Venturi	144
5T	Arnold Palmer	70	12T Joe Conrad	145
5T	Mike Souchak	70	12T Doug Ford	145
5T	Harvie Ward, Jr.	70	12T Fred Haas	145
11T	Jack Fleck	71	12T Ben Hogan	145
11T	E. J. Harrison	71	12T Bob Rosburg	145
11T	Dick Mayer	71	17T ROB. DE VICENZO	146
14T	George Bayer	72	17T Lloyd Mangrum	146
14T	Tommy Bolt	72	17T Doug Sanders	146
14T	Billy Casper	72	17T Peter Thomson	146
14T	Joe Conrad	72		
			At 54	
14T	ROB. DE VICENZO	72	1 Dick Mayer	210
14T	Lloyd Mangrum	72	2T ROB. DE VICENZO	214
14T	Doug Sanders	72	2T Ed Furgol	214
14T	Peter Thomson	72	2T Harvie Ward, Jr.	214
			At 72	
1	Art Wall, Jr.	140	1 ROB. DE VICENZO	284
2	Gene Littler	142	2 Dick Mayer	285
3T	Ed Furgol	143	3 Ed Furgol	286
3T	E. J. Harrison	143		

HIGHLIGHTS



Roberto De Vicenzo

Rain and mud plagued contestants and spectators alike, and Roberto De Vicenzo slipped in the back door for the crown. A Friday rain-out necessitated a 36-hole Sunday. The champ said he didn't even know he was a contender as he fired rounds of 72-74-68-70 to win by the record-high total of 284. Overtaking 16 players in the Sunday rounds, De Vicenzo did not assume the lead until he had just four holes to play. Still, he had to wait for the final group to finish as Dick Mayer bogied 17 to finish one back.

Incredibly, all 48 original invitees played in the tournament, called the "finest field in golf." It included the winners of 35 of the last 36 PGA Tour events. De Vicenzo was Colonial's first foreign champion. The recording of only eight sub-par rounds for the entire tournament is a Colonial record that will likely last forever.

1956 COLONIAL RESULTS

May 3-6

Rank	Player	1R	2R	3R	4R	Total	Money
1	Mike Souchak.....	74	72	65	69	280	\$5,000
2	Tommy Bolt.....	70	72	68	71	281	3,000
3	Gardner Dickinson.....	73	71	67	74	285	2,000
4T	George Bayer.....	73	72	71	70	286	1,700
4T	Stan Leonard.....	72	74	69	71	286	1,700
6T	Jimmy Demaret.....	75	73	69	70	287	1,187
6T	Ben Hogan.....	70	72	73	72	287	1,187
6T	Bo Wininger.....	72	70	70	75	287	1,187
6T	Peter Thomson.....	69	72	73	73	287	1,187
10T	Paul Harney.....	69	74	72	73	288	850
10T	Dow Finsterwald.....	69	72	72	75	288	850
12	Fred Hawkins.....	76	70	73	70	289	700
13	Gene Littler.....	73	71	73	73	290	625
14T	Billy Maxwell.....	76	71	76	68	291	475
14T	Dick Mayer.....	73	78	73	67	291	475
14T	Joe Conrad.....	78	73	71	69	291	
14T	Roberto De Vincenzo.....	72	74	74	71	291	475
14T	Doug Ford.....	74	70	75	72	291	475
19	<i>Hillman Robbins, Jr.</i>	73	74	72	73	292	
20T	Lloyd Mangrum.....	75	72	74	72	293	308
20T	Bob Rosburg.....	73	76	71	73	293	308
20T	Jack Burke, Jr.....	72	71	75	75	293	308
23T	Johnny Palmer.....	73	76	72	73	294	212
23T	Wally Ulrich.....	74	72	76	72	294	212
23T	Frank Stranahan.....	75	69	77	73	294	212
23T	Al Balding.....	78	72	71	73	294	212
27T	Billy Casper.....	75	73	75	72	295	50
27T	Fred Haas.....	74	74	72	75	295	50
27T	Ted Kroll.....	73	74	74	74	295	50
30T	Chandler Harper.....	76	75	71	74	296	
30T	Arnold Palmer.....	73	71	76	76	296	
30T	Cary Middlecoff.....	73	75	71	77	296	
33T	Lionel Hebert.....	78	75	72	72	297	
33T	Art Wall, Jr.....	74	74	76	73	297	
35T	Bill Mawhinney.....	77	77	73	72	299	
35T	Jerry Barber.....	76	73	74	76	299	
35T	Gordon Brydson.....	72	77	74	76	299	
35T	Murray Tucker.....	81	75	73	70	299	
39	F. (Bud) Holscher.....	73	72	80	75	300	
40	Walker Inman, Jr.....	77	71	76	77	301	
41T	Earl Stewart, Jr.....	73	77	79	73	302	
41T	Byron Nelson.....	70	76	74	82	302	
43T	Jay Hebert.....	75	77	77	74	303	
43T	Bill Kerr.....	75	74	80	74	303	
43T	Hary Todd.....	73	76	81	73	303	
46T	Mike Fetchick.....	79	78	73	74	304	
46T	Don Fairfield.....	74	76	77	77	304	
46T	Doug Higgins.....	77	74	76	77	304	
49	Max Evans.....	78	73	75	79	305	
50T	<i>Ed Hopkins</i>	79	78	73	80	310	
50T	Jack Kay.....	80	76	77	77	310	
52	Don January.....	81	80	74	77	312	
	Ernie Vossler.....	76	76	74	81	dq	
	Jack Fleck.....	76	76	78	dq		

Names in italics designate amateurs.

1956 CHAMPIONSHIP RACE

At 18		At 36			
1T	Dow Finsterwald.....	69	1T Dow Finsterwald.....	141	
1T	Paul Harney.....	69	1T Peter Thomson.....	141	
1T	Peter Thomson.....	69	3T Tommy Bolt.....	142	
4T	Tommy Bolt.....	70	3T Ben Hogan.....	142	
4T	Ben Hogan.....	70	3T Bob Wininger.....	142	
4T	Byron Nelson.....	70	6T Jack Burke.....	143	
7T	Gordon Brydson.....	72	6T Paul Harney.....	143	
7T	Jack Burke, Jr.....	72	8T Doug Ford.....	144	
7T	Roberto De Vincenzo.....	72	8T Gardner Dickinson.....	144	
7T	Stan Leonard.....	72	8T Gene Littler.....	144	
7T	Bo Wininger.....	72	8T Arnold Palmer.....	144	
12T	George Bayer.....	73	8T Frank Stranahan.....	144	
12T	Gardner Dickinson.....	73	13T George Bayer.....	145	
12T	Bud Holscher.....	73	13T Bud Holscher.....	145	
12T	Ted Kroll.....	73	15T Roberto De Vincenzo.....	146	
12T	Dick Mayer.....	73	15T MIKE SOUCHAK.....	146	
12T	Cary Middlecoff.....	73	15T Fred Hawkins.....	146	
12T	Arnold Palmer.....	73	15T Stan Leonard.....	146	
12T	Johnny Palmer.....	73	15T Wally Ulrich.....	146	
12T	<i>Hillman Robbins</i>	73			
12T	Bob Rosburg.....	73	At 54		
12T	Earl Stewart.....	73	1	Tommy Bolt.....	210
12T	Harry Todd.....	73	2	Gardner Dickinson.....	211
24T	Don Fairfield.....	74	2T	MIKE SOUCHAK.....	211
24T	Doug Ford.....	74	At 72		
24T	Fred Haas.....	74	1	MIKE SOUCHAK.....	280
24T	MIKE SOUCHAK.....	74	2	Tommy Bolt.....	281
24T	Wally Ulrich.....	74	3	Gardner Dickinson.....	285
24T	Art Wall.....	74			

HIGHLIGHTS



Mike Souchak

Mike Souchak was buried in 24th place after the first round, but he picked up the champion's paycheck three days later. At that time, it was the farthest back the ultimate winner had ever been in the championship race.

"Moving day" for Souchak was Saturday, when his 65 trailed Tommy Bolt by only one. He then took the lead on the fifth hole Sunday, and had a two-shot lead as Bolt stood on the 18th tee. A near miraculous second shot by Bolt almost went in the hole for eagle and a tie. His birdie left him one shot back of the 28-year-old Souchak, who claimed his third title of the year.

1955 COLONIAL RESULTS

May 5-8

Rank	Player	1R	2R	3R	4R	Total	Money
1	Chandler Harper.....	69	65	70	72	276	\$5,000
2	Dow Finsterwald.....	72	69	69	74	284	3,000
3	Ed Oliver.....	71	71	72	72	286	2,000
4T	Julius Boros.....	72	69	75	71	287	1,430
4T	Antonio Cerda.....	74	67	71	75	287	1,430
4T	Fred Hawkins.....	74	72	71	70	287	1,430
4T	Cary Middlecoff.....	74	71	70	73	287	1,430
4T	Harry Todd.....	73	70	69	75	287	1,430
9T	Ted Kroll.....	73	70	74	71	288	950
9T	Earl Stewart, Jr.....	76	73	69	70	288	950
11	Ben Hogan.....	72	73	69	75	289	800
12T	Jack Burke, Jr.....	73	69	76	72	290	593
12T	Byron Nelson.....	72	71	73	74	290	593
12T	Peter Thomson.....	73	75	72	70	290	593
12T	Wally Ulrich.....	75	73	73	69	290	593
16T	Gene Littler.....	77	71	70	73	291	425
16T	Johnny Palmer.....	70	74	72	75	291	425
18	Ed Furgol.....	73	70	74	75	292	350
19	Billy Maxwell.....	74	72	72	75	293	300
20	Bo Wininger.....	75	72	76	71	294	275
21T	Johnny Bulla.....	75	73	72	75	295	225
21T	Fred Haas.....	74	72	75	74	295	225
21T	Art Wall, Jr.....	73	73	72	77	295	225
24T	Jack Fleck.....	70	72	75	79	296	108
24T	Doug Ford.....	77	69	75	75	296	108
24T	F. (Bud) Holscher.....	75	75	73	73	296	108
27T	George Bayer.....	73	72	74	78	297	
27T	Leo Biagetti.....	71	77	74	75	297	
29T	Eric Monti.....	75	74	73	76	298	
29T	Ernie Vossler.....	75	78	68	77	298	
31	Dick Mayer.....	74	80	73	72	299	
32	Doug Higgins.....	77	73	81	69	300	
33T	Skip Alexander.....	76	71	75	79	301	
33T	Stan Leonard.....	77	74	75	75	301	
35T	Jerry Barber.....	72	76	80	74	302	
35T	Gardner Dickinson.....	77	72	76	77	302	
37T	Al Besselink.....	77	76	76	74	303	
37T	Charles Coe.....	76	79	74	74	303	
37T	Fred Wampler.....	73	72	81	77	303	
40	Raymond Gafford.....	77	75	74	78	304	
41	Mike Souchak.....	75	76	74	81	306	
42	Jack Harden.....	74	78	75	83	310	
43	Arnold Palmer.....	81	79	80	72	312	
	Tommy Bolt.....	71	72	78	(41)	wd	
	Jimmy Clark.....	75	71	78	(32)	wd	
	Bob Rosburg.....	80	71	(40)	wd		
	Marty Furgol.....	78	wd				

Names in italics designate amateurs.

1955 CHAMPIONSHIP RACE

At 18		At 54			
1	CHANDLER HARPER.....	69	1	CHANDLER HARPER.....	204
2T	Jack Fleck.....	70	2	Dow Finsterwald.....	210
2T	Johnny Palmer.....	70	3T	Antonio Cerda.....	212
At 36		At 72			
1	CHANDLER HARPER.....	134	1	CHANDLER HARPER.....	276
2T	Julius Boros.....	141	1	Dow Finsterwald.....	284
2T	Antonio Cerda.....	141	2	Ed Oliver.....	286
			3		

HIGHLIGHTS



Chandler Harper

Colonial played extremely tough in 1955 for everyone except Chandler Harper — the champion who finished with 276, four under par. His nearest competitor wound up four over par at 284. This was the widest margin of victory in Colonial history. Harper opened with a 69, followed that with a course record-tying 65, then breezed in while everyone else staggered to the finish line.

Twelve golfers finished with scores of 300 or higher and four others didn't even finish the tournament because of their high scores. Among those who did finish was a young man playing in his first Colonial -- his name was Arnold Palmer, the reigning U.S. Amateur Champ who had just turned pro, and he placed last among finishers with a 312 total. That was 36 strokes behind Chandler Harper and 32 strokes over par.

1954 COLONIAL RESULTS

May 27-30

Rank	Player	1R	2R	3R	4R	Total	Money
1	Johnny Palmer	70	72	69	69	280	\$5,000
2	Fred Haas	74	72	68	68	282	3,000
3T	<i>Harvie Ward, Jr.</i>	70	70	71	72	283	
3T	Byron Nelson	67	74	69	73	283	2,000
5T	Gardner Dickinson	72	74	66	72	284	1,700
5T	Ed Furgol	70	73	69	72	284	1,700
7	Jack Burke, Jr.	74	72	68	72	286	1,400
8T	Peter Thomson	66	71	77	73	287	1,175
8T	Dutch Harrison	71	70	69	77	287	1,175
10T	Cary Middlecoff	75	74	67	72	288	950
10T	Lloyd Mangrum	73	69	69	77	288	950
12T	Earl Stewart, Jr.	80	70	67	72	289	708
12T	Bo Wininger	72	72	71	74	289	708
12T	Gene Littler	72	74	69	74	289	708
15T	Shelley Mayfield	78	71	72	69	290	475
15T	Walter Burkemo	73	72	72	73	290	475
15T	Fred Hawkins	70	73	69	78	290	475
15T	Mike Souchak	72	67	72	79	290	475
19T	Dick Metz	76	72	72	71	291	325
19T	Billy Maxwell	73	70	72	76	291	325
21T	Leo Biagetti	74	74	74	70	292	263
21T	Bob Rosburg	75	76	69	72	292	263
23T	Marty Furgol	74	75	69	75	293	225
23T	<i>Ernie Vossler</i>	72	73	72	76	293	
25	Bob Toski	72	75	72	75	294	200
26T	Jerry Barber	74	69	75	77	295	163
26T	Al Besselink	74	71	78	72	295	163
28T	Bob Inman	72	79	73	73	297	
28T	<i>Don Cherry</i>	75	74	72	76	297	
28T	Harry Todd	77	75	73	72	297	
28T	Art Wall, Jr.	75	74	72	76	297	
32	Tommy Bolt	75	73	75	75	298	
33T	Wally Ulrich	77	73	73	76	299	
33T	Raymond Gafford	76	69	73	81	299	
35T	O'Neal White	73	78	73	76	300	
35T	<i>Charles Coe</i>	75	72	78	75	300	
37T	Skip Alexander	74	76	72	79	301	
37T	Jimmy Clark	72	74	78	77	301	
39	Doug Ford	77	76	77	72	302	
40	Fred Wampler	73	76	77	77	303	
41	Bud Holscher	71	81	78	75	305	
42	Dick Mayer	78	78	75	75	306	
43	Pete Fleming	78	72	78	80	308	
44	<i>Rex Baxter Jr.</i>	78	76	74	81	309	
45	Bill Nary	77	79	77	77	310	
	Ben Hogan	69	71	wd			
	Chandler Harper	78	wd				

Names in italics designate amateurs.

1954 CHAMPIONSHIP RACE

		At 18		At 54	
1	Peter Thomson	66	1T Dutch Harrison	210	
2	Byron Nelson	67	1T Byron Nelson	210	
3	Ben Hogan	69	3T JOHNNY PALMER	211	
4T	JOHNNY PALMER	70	3T Lloyd Mangrum	211	
4T	Ed Furgol	70	3T Mike Souchak	211	
4T	Fred Hawkins	70	3T <i>Harvie Ward, Jr.</i>	211	
4T	<i>Harvie Ward Jr.</i>	70	7T Gardner Dickinson	212	
			7T Ed Furgol	212	
			7T Fred Hawkins	212	
2	Mike Souchak	139	10T Jack Burke, Jr.	214	
3T	Ben Hogan	140	10T Fred Haas	214	
3T	<i>Harvie Ward Jr.</i>	140	10T Peter Thomson	214	
5T	Dutch Harrison	141			
5T	Byron Nelson	141	1 JOHNNY PALMER	280	
7T	JOHNNY PALMER	142	2 Fred Haas	282	

HIGHLIGHTS



Johnny Palmer

Johnny Palmer went 72 holes without three-putting a single green and won by two strokes. He was the first "short hitter" ever to win on the Colonial course. Remarkably, he was only five weeks off of an auto accident injury affecting his knees and back.

Ben Hogan might have won his third consecutive Colonial title, had it not been for illness. Hogan was even par and tied for third place after two rounds, in spite of a bad cold. On Saturday, however, his doctor diagnosed influenza and ordered him to stay in bed, so Hogan withdrew.

Two amateur notes occurred this year: Harvie Ward's third place tie was the best finish ever by an amateur in the NIT; and 18-year-old Rex Baxter Jr., the USGA Junior Champion, was the youngest player ever to compete in the NIT.

Nelson's Best Finish

The great Byron Nelson played in 18 Colonial tournaments, but never managed a victory. His third place tie in 1954 was his best finish here. However, when he did compete here, Nelson always was given the honor of hitting the first ball of the tournament.

Nelson and Ben Hogan, both former dues paying members of Colonial and now honorary members, always were given the first invitations to Colonial.

1953 COLONIAL RESULTS

May 21-24

Rank	Player	1R	2R	3R	4R	Total	Money
1	Ben Hogan	73	71	71	67	282	\$5,000
2T	Doug Ford	73	71	72	71	287	2,500
2T	Cary Middlecoff	72	73	73	69	287	2,500
4T	Ted Kroll	72	72	72	73	289	1,600
4T	Jerry Barber	74	69	72	74	289	1,600
4T	Lloyd Mangrum	71	76	71	71	289	1,600
7	Harry Todd	74	70	74	72	290	1,250
8T	Dutch Harrison	73	74	74	70	291	1,000
8T	Skip Alexander	79	68	70	74	291	1,000
8T	Clayton Heafner	74	66	75	76	291	1,000
11T	Bill Nary	74	73	69	76	292	708
11T	Marty Furgol	75	73	71	73	292	708
11T	Wally Ulrich	74	72	73	73	292	708
14T	Bo Wininger	77	72	75	69	293	475
14T	Jack Burke, Jr.	75	73	70	75	293	475
14T	Buck White	72	73	71	77	293	475
14T	Jim Ferrier	75	70	72	76	293	475
18	Byron Nelson	74	73	73	74	294	350
19T	Al Besselink	73	71	74	78	296	288
19T	Fred Hawkins	71	77	74	74	296	288
21T	Bob Toski	74	73	75	75	297	225
21T	Skee Riegel	78	73	69	77	297	225
21T	Peter Thomson	72	72	75	78	297	225
24	Johnny Palmer	76	72	71	79	298	175
25T	Fred Haas	77	74	72	76	299	50
25T	Chandler Harper	71	73	78	77	299	50
25T	Ed Oliver	74	73	73	79	299	50
28	Shelley Mayfield	77	72	70	81	300	
29T	Fred Wampler	77	72	79	73	301	
29T	Tony Holguin	73	75	75	78	301	
31T	Joe Conrad	84	76	69	73	302	
31T	Raymond Gafford	75	76	74	77	302	
33	<i>Don Cherry</i>	78	78	73	76	305	
34T	Dick Mayer	79	73	78	76	306	
34T	Dick Metz	76	71	78	81	306	
36T	<i>Charles Coe</i>	74	75	80	78	307	
36T	Jack Harden	81	77	73	76	307	
36T	Jimmy Gauntt	81	72	76	78	307	
39T	<i>Billy Erfurth</i>	74	74	80	80	308	
39T	Milon Marusic	76	77	76	79	308	
41T	Jack Shields	78	78	76	77	308	
41T	Art Wall, Jr.	80	75	77	77	309	
43	Earl Stewart, Jr.	74	79	79	78	310	
44	Jimmy Clark	80	78	79	77	314	
	Tommy Bolt	67	81	72	dq		
	Ansel Snow	80	79	74	(42)	wd	
	Johnny Bulla	80	77	wd			
	Jimmy Demaret	79	(43)	wd			

Names in italics designate amateurs.

1953 CHAMPIONSHIP RACE

At 18		At 36			
1	Tommy Bolt	67	1	Clayton Heafner	140
2T	Chandler Harper	71	2	Jerry Barber	143
2T	Fred Hawkins	71	3T	BEN HOGAN	144
2T	Lloyd Mangrum	71	(tied with six others)		
5T	Ted Kroll	72	At 54		
5T	Cary Middlecoff	72	1T	BEN HOGAN	215
5T	Peter Thomson	72	1T	Jerry Barber	215
5T	Buck White	72	1T	Clayton Heafner	215
9T	BEN HOGAN	73	At 72		
9T	Dutch Harrison	73	1	BEN HOGAN	282
9T	Doug Ford	73	2T	Doug Ford	287
9T	Al Besselink	73	2T	Cary Middlecoff	287
9T	Tony Holguin	73			

HIGHLIGHTS



Ben Hogan

Fire destroyed the clubhouse in April and Ben Hogan destroyed the field in May as he romped to his fourth Colonial victory by five shots. The Colonial course was the winner in 1953 as windy conditions prevailed each day. Nearly 40 percent of the field totaled 300 or higher for the four rounds and only six golfers managed to shoot under 290.

Hogan was the champion with a two-over-par 282 — five strokes better than the runners-up. His final round 67 was masterful under the conditions. He carded one eagle and three birdies, versus only two bogeys.

Only 10 sub-par and six even-par rounds were recorded during the tournament (185 rounds were played). And 13 of the rounds were in the 80s. This was one of many triumphs for Hogan in 1953. He had won the Masters before Colonial, then later added the U.S. Open and British Open championships. They continued to call Colonial "Hogan's Alley," and Colonial made Hogan a lifetime honorary member.

After the tourney, '51 Colonial champ Cary Middlecoff remarked, "Maybe one of these days Ben will be too old to play in this tournament and the rest of us will have a chance."

It was this year that Colonial officials began the tradition of having hometown boy Byron Nelson hit the first ball of each tournament. It was also the first year Colonial saw a player withdraw for anything other than injury. Jimmy Demaret picked up in the second round after a 43 on the front nine. That made him 17-over-par for the tournament.

1952 COLONIAL RESULTS

May 22-25

Rank	Player	1R	2R	3R	4R	Total	Money
1	Ben Hogan	74	67	71	67	279	\$4,000
2	Lloyd Mangrum	72	69	70	72	283	2,700
3	Tommy Bolt	70	73	75	67	285	1,875
4T	Raymond Gafford	68	69	69	80	286	1,200
4T	Doug Ford	69	72	74	71	286	1,200
6	Cary Middlecoff	72	68	74	73	287	900
7	Byron Nelson	74	71	72	71	288	850
8T	Jack Burke, Jr.	78	68	69	74	289	750
8T	Jerry Barber	71	73	73	72	289	750
8T	Jimmy Demaret	73	73	73	70	289	750
11T	Jimmy Clark	74	72	77	68	291	650
11T	Wm. C. Campbell	74	77	71	69	291	
13T	Henry Ransom	73	74	71	74	292	575
13T	Harry Todd	75	73	74	70	292	575
15T	Charles Klein	73	75	70	75	293	475
15T	Al Besselink	72	75	76	70	293	475
17T	Dick Mayer	74	74	73	74	295	350
17T	Roberto De Vicenzo	77	74	73	71	295	350
17T	Joe Conrad	68	76	74	77	295	
17T	O'Neal White	74	73	76	72	295	350
21T	Charles Coe	73	73	71	79	296	
21T	Fred Haas	72	71	77	76	296	237
21T	Johnny Palmer	73	71	77	75	296	237
24T	Bob Toski	72	76	76	73	297	187
24T	Julius Boros	75	74	74	74	297	187
26T	Dick Metz	76	74	76	72	298	93
26T	Jack Shields	75	74	75	74	298	93
26T	Bill Nary	73	76	75	74	298	93
26T	Bob Hamilton	73	76	76	73	298	93
30	John Barnum	76	72	74	77	299	
31T	Fred Hawkins	70	80	76	74	300	
31T	Joe Kirkwood, Jr.	76	75	76	73	300	
31T	Dutch Harrison	73	80	74	73	300	
34T	Shelley Mayfield	75	77	72	77	301	
34T	Earl Stewart, Jr.	76	73	75	77	301	
36	Ky Laffoon	80	75	75	74	304	
37	George Schneider	79	75	79	73	306	
38	Al Zimmerman	81	72	77	78	308	
39	Skip Alexander	79	81	75	75	310	
40	Jimmy Thompson	72	80	80	79	311	
41	Bob Duden	77	79	81	75	312	
42	L. M. Crannell, Jr.	77	80	81	79	317	

Names in italics designate amateurs.

1952 CHAMPIONSHIP RACE

At 18		At 18			
1T	Raymond Gafford	68	13T	Charles Klein	73
1T	Joe Conrad	68	21T	BEN HOGAN	74
3	Doug Ford	69	(tied with five others)		
4T	Tommy Bolt	70	At 36		
4T	Fred Hawkins	70	1	Raymond Gafford	137
6	Jerry Barber	71	2	Cary Middlecoff	140
7T	Fred Haas	72	3T	BEN HOGAN	141
7T	Jimmy Thompson	72	3T	Lloyd Mangrum	141
7T	Lloyd Mangrum	72	3T	Doug Ford	141
7T	Al Besselink	72	At 54		
7T	Cary Middlecoff	72	1	Raymond Gafford	206
7T	Bob Toski	72	2	Lloyd Mangrum	211
13TE	J. Harrison	73	3	BEN HOGAN	212
13T	Jimmy Demaret	73	At 72		
13T	Johnny Palmer	73	1	BEN HOGAN	279
13T	Henry Ransom	73	2	Lloyd Mangrum	283
13T	Bill Nary	73	3	Tommy Bolt	285
13T	Charles Coe	73	4T	Raymond Gafford	286
13T	Bob Hamilton	73	4T	Doug Ford	286

HIGHLIGHTS



Ben Hogan

After 54 holes Raymond Gafford held a commanding five-stroke lead . . . 18 holes later he finished fourth, seven strokes off the winning total of 279 by Hogan. After three sub-par rounds Gafford fell to pieces, finishing with an 80. Hogan caught Gafford on the seventh hole of the final round Sunday and took the lead for good on No. 9, as he hit all 18 greens in regulation during his final round 67. Gafford's downfall began on the course's toughest stretch, holes 3, 4 and 5. He played those holes in four-over-par, and the race was on.

The second round was rained out for the second time in Colonial history, requiring a 36-hole Sunday. Joe Conrad became the only amateur to hold or share the lead at Colonial, which he did after the first round. Colonial's ceremonial plaid jacket made its debut this year.

It Was Hogan, Again

Ben Hogan won his third Colonial championship in 1952 and began a string that almost brought him three Colonial championships in a row. After winning in '52 when Raymond Gafford faded after holding a five-stroke lead through 54 holes, Hogan repeated in 1953. Then in 1954 he attempted to make it three in a row. However, he fell ill after 36 holes and had to withdraw from the tournament. At the time he was standing at even par 140 and was two strokes in front of the eventual 1954 winner, Johnny Palmer. Still, Hogan had won four of the first seven Colonial tournaments played.

1951 COLONIAL RESULTS

May 24-27

Rank	Player	1R	2R	3R	4R	Total	Money
1	Cary Middlecoff.....	69	71	69	73	282	\$3,000
2	Jack Burke, Jr.....	75	71	70	67	283	2,000
3	Lloyd Mangrum.....	74	69	71	70	284	1,400
4T	Byron Nelson.....	71	71	70	73	285	900
4T	Ben Hogan.....	68	71	74	72	285	900
4T	Ed Oliver.....	75	67	68	75	285	900
7	Earl Stewart, Jr.....	75	72	71	68	286	700
8	Julius Boros.....	71	71	76	69	287	600
9T	Al Brosch.....	77	72	67	72	288	550
9T	Johnny Palmer.....	71	70	75	72	288	550
9T	Clayton Heafner.....	74	68	75	71	288	550
12T	Henry Ransom.....	75	71	71	72	289	467
12T	Tommy Barber.....	72	75	69	73	289	467
12T	Jim Ferrier.....	72	71	74	72	289	467
15T	Raymond Gafford.....	73	76	69	72	290	350
15T	Tommy Bolt.....	70	72	73	75	290	350
17T	Bob Toski.....	77	69	72	73	291	237
17T	Toney Penna.....	69	73	76	73	291	237
19T	Fred Haas.....	72	73	75	72	292	75
19T	Jimmy Demaret.....	72	75	76	69	292	75
19T	Robert Riegel.....	72	73	76	71	292	75
19T	Ed Furgol.....	74	75	72	71	292	75
19T	Sam Snead.....	71	71	76	74	292	75
24T	Dutch Harrison.....	71	72	74	76	293	
24T	Bill Nary.....	69	77	77	70	293	
26T	Dave Douglas.....	78	70	74	73	295	
26T	Doug Ford.....	72	75	76	72	295	
28T	Fred Hawkins.....	75	74	71	76	296	
28T	Chandler Harper.....	75	75	74	72	296	
30	Jimmy Clark.....	80	76	71	71	298	
31T	Joe Kirkwood, Jr.....	76	69	78	77	300	
31T	Hary Todd.....	73	71	80	76	300	
33	Ky Laffoon.....	77	70	79	75	301	
34	Marty Furgol.....	74	75	75	78	302	
35T	Jack Shields.....	79	77	73	74	303	
35T	Dick Metz.....	76	74	78	75	303	
37	George Schneider.....	75	78	75	76	304	
38	Glen Teal.....	77	77	74	77	305	
39	Dick Mayer.....	79	77	73	80	309	
40	Lawson Little.....	78	77	79	76	310	
41	Charles Klein.....	82	76	76	78	312	
42	Juan Segura.....	86	78	75	81	320	

Names in italics designate amateurs.

1951 CHAMPIONSHIP RACE

At 18		At 54			
1	Ben Hogan.....	68	1	CARY MIDDLECOFF.....	209
2T	CARY MIDDLECOFF.....	69	2	Ed Oliver.....	210
2T	Bill Nary.....	69	At 72		
2T	Toney Penna.....	69	1	CARY MIDDLECOFF.....	282
At 36		2	Jack Burke, Jr.....	283	
1	Ben Hogan.....	139	3	Lloyd Mangrum.....	284
2	CARY MIDDLECOFF.....	140			

HIGHLIGHTS



Cary Middlecoff

Colonial saw it's first crowd of 10,000 spectators on a single day and Dr. Cary Middlecoff won the tourney after a fierce battle with Ben Hogan.

The course played so tough that Middlecoff respectfully remarked afterwards, "If I had to play this course every day for a living, I'd go back to pulling teeth."

Middlecoff was the first Colonial champion who first competed in the NIT as an amateur (1946).

Dr. Juan Segura, the Argentina amateur champion, set a record high of 86 which stood until 1964. Tommy Bolt missed a four-inch putt and a fan offered Byron Nelson an extra \$10,000 if he won the tourney. Hogan shot himself out of the tournament with a 74 on Saturday, his highest ever competitive round at Colonial to date. This was also the first year Colonial officials were able to operate their tournament in the black.

Tough Course

Colonial's winner for the first time in 1951 had a winning score of above par — Cary Middlecoff won with a two-over 282. And during the next dozen years, Colonial's champions more often than not found themselves winning with above-par totals for 72 holes. Also, from 1946 until the first player cut was introduced at Colonial in 1969, a substantial number of each field fired totals above 300. During this 22-tournament span, some 252 golfers shot 300 or higher. In 1968, almost one-third of the field carded 300 or higher scores. The next year a player cut was installed after 36 holes and the 300-plus shooters dropped to .013 percent of the finishers.

1950 COLONIAL RESULTS

May 25-28

Rank	Player	1R	2R	3R	4R	Total	Money
1	Sam Snead.....	66	72	66	73	277	\$3,000
2	Skip Alexander.....	66	74	70	70	280	2,000
3T	Dutch Harrison.....	69	73	68	72	282	1,200
3T	Ben Hogan.....	71	73	68	70	282	1,200
5T	Ed Oliver.....	68	71	70	74	283	850
5T	Cary Middlecoff.....	72	69	71	71	283	850
7T	Johnny Palmer.....	70	75	71	70	286	625
7T	Henry Picard.....	70	76	68	72	286	625
7T	Lloyd Mangrum.....	73	69	74	70	286	625
10T	Pete Cooper.....	74	72	72	70	288	525
10T	Norman Von Nida.....	72	72	70	74	288	525
10T	Toney Penna.....	74	73	70	71	288	525
10T	<i>Charles Coe</i>	74	72	69	73	288	
14	Jimmy Demaret.....	69	75	73	72	289	475
15	Jim Ferrier.....	76	73	73	68	290	425
16	Lawson Little.....	75	75	69	72	291	375
17	Chandler Harper.....	71	71	76	74	292	325
18T	Dave Douglas.....	75	75	70	73	293	225
18T	Harry Todd.....	70	76	71	76	293	225
18T	Marty Furgol.....	78	67	75	73	293	225
21T	Glenn Teal.....	75	73	72	74	294	87
21T	Buck White.....	72	75	71	76	294	87
23T	Joe Kirkwood.....	72	71	76	76	295	
23T	Paul O'Leary.....	75	75	76	69	295	
25	Ky Lafoon.....	74	78	71	73	296	
26	Dick Metz.....	73	79	71	74	297	
27T	Henry Ransom.....	71	76	77	73	298	
27T	Al Smith.....	80	73	74	71	298	
27T	Byron Nelson.....	74	72	76	76	298	
30	Bill Nary.....	74	79	72	74	299	
31	Raymond Gafford.....	72	74	78	76	300	
32T	Fred Haas Jr.....	76	72	75	78	301	
32T	George Schneider.....	76	76	73	76	301	
32T	Ed Furgol.....	74	78	70	79	301	
35	Clayton Heafner.....	74	77	72	81	304	

Name in italics designates amateur.

1950 CHAMPIONSHIP RACE

At 18		At 54			
1T	SAM SNEAD.....	66	1	SAM SNEAD.....	204
1T	Skip Alexander.....	66	2	Ed Oliver.....	209
3	Ed Oliver.....	68	3T	Skip Alexander.....	210
			3T	E. J. Harrison.....	210
At 36		At 72			
1	SAM SNEAD.....	138			
2	Ed Oliver.....	139	1	SAM SNEAD.....	277
3	Skip Alexander.....	140	2	Skip Alexander.....	280

HIGHLIGHTS



Sam Snead

Some claimed that this was the best 35-man field ever assembled in golf. Sam Snead and Ben Hogan had quite a feud going that year. Snead won this one in Hogan's backyard by three strokes over Skip Alexander and five over Hogan. Snead eagled the first hole on the first day and led the tournament all the way. After the third round he celebrated his 38th birthday while leading the field by five shots.

Snead won an incredible 10 tournaments that year, and took Vardon Trophy honors as well.

Live television coverage made its debut at Colonial this year, with local WBAP-TV broadcasting some of the action to area homes on Saturday and Sunday. Also making its debut was the beautiful, five-foot tall Leonard Trophy.

Snead On Top All The Way

This was the second consecutive time that the ultimate champion broke on top and stayed there in the Colonial National Invitation. But Snead was tied for the lead at the end of the first round, while Clayton Heafner in 1948, Chandler Harper in 1955, Bruce Devlin in 1966, Al Geiberger in 1975, Bruce Lietzke in 1980 and Ian Baker-Finch in 1989 held undisputed top positions all the way.

The tournaments of 1948, 1950, 1955, 1966, 1967, 1975, 1980, 1985, and 1989 are the only ones in Colonial history when the champion was in first after each round.

1948 COLONIAL RESULTS

May 27-30

Rank	Player	1R	2R	3R	4R	Total	Money
1	Clayton Heafner	67	68	68	69	272	\$3,000
2T	Ben Hogan	71	70	65	72	278	1,700
2T	Skip Alexander	71	68	69	70	278	1,700
4T	Lloyd Mangrum	70	68	72	70	280	950
4T	Herman Keiser	68	74	68	70	280	950
6	Byron Nelson	70	69	73	71	283	800
7T	Bobby Locke	70	68	73	73	284	650
7T	Johnny Bulla	70	71	72	70	284	650
9	Jimmy Demaret	70	71	70	76	287	575
10T	Ed Oliver	73	72	72	71	288	525
10T	Johnny Palmer	69	73	70	76	288	525
10T	Toney Penna	68	72	75	73	288	525
13T	Lawson Little	74	72	71	72	289	426
13T	Dick Metz	72	69	74	74	289	426
13T	Chandler Harper	68	74	75	72	289	426
16T	George Schoux	68	75	75	72	290	265
16T	Cary Middlecoff	70	73	69	78	290	265
16T	Ellsworth Vines	73	72	71	74	290	265
19	Vic Ghezzi	73	73	72	73	291	200
20T	<i>Charles Coe</i>	75	74	70	73	292	
20T	Bob Hamilton	71	70	80	71	292	43
20T	Henry Picard	75	71	74	72	292	43
20T	Ky Laffoon	73	74	72	73	292	43
20T	George Fazio	74	73	72	73	292	43
25T	Jim Ferrier	72	77	74	70	293	
25T	Dutch Harrison	78	70	68	77	293	
27T	George Schneider	75	72	71	76	294	
27T	Ed Furgol	75	72	71	76	294	
29	Al Smith	73	71	75	76	295	
30	Harry Todd	73	74	74	76	297	
31	<i>Wilford Wehrle</i>	78	71	74	77	300	
32	<i>Tommy Barnes</i>	77	71	76	78	302	

Names in italics designate amateurs.

1948 CHAMPIONSHIP RACE

At 18		At 54				
1	CLAYTON HEAFNER.....	67	1	CLAYTON HEAFNER.....	203	
2T	Herman Keiser	68	2	Ben Hogan	206	
2T	Toney Penna.....	68	At 72			
2T	Chandler Harper.....	68	1	CLAYTON HEAFNER.....	272	
2T	George Schoux	68	2T	Ben Hogan	278	
				2T	Skip Alexander.....	278
				At 36		
1	CLAYTON HEAFNER.....	135				
2	Lloyd Mangrum	138				

HIGHLIGHTS



Clayton Heafner

Colonial officials purposely set up the course short to promote low scoring, and that's just what they got.

Clayton Heafner, a portly pro whom nobody took seriously at first, made the 1948 tournament look easier than skipping rope. Heafner's record-breaking performance in winning the title marked the first time that the Colonial champion held undisputed first from beginning to end. He was also the first to card four consecutive sub-par rounds at Colonial. Leading by one stroke at the end of 18, three at 36 and 54 and six at the end, Heafner not only

led all the way; he ran away from the field. In so doing he set Colonial tournament records for 54 and 72 holes of 203 and 272, respectively. The 272 stood as a record for 27 years until 1975, when Al Geiberger fired a 270.

Ben Hogan's second-place finish was remarkable when you consider that he was coming off the long and difficult match play PGA Championship, including a grueling 36-hole Tuesday in the finals, which he won.

1948 was the first time that Ben Hogan and Byron Nelson were paired with each other in the NIT. They played the third round together, shooting 65 and 73, respectively.

1947 COLONIAL RESULTS

May 15-18

Rank	Player	1R	2R	3R	4R	Total	Money
1	Ben Hogan	68	72	70	69	279	\$3,000
2	Toney Penna	70	70	70	70	280	2,000
3T	Bobby Locke	72	72	67	72	283	1,100
3T	Fred Haas	71	73	70	69	283	1,100
3T	Johnny Palmer	70	69	74	70	283	1,100
6T	Vic Ghezzi	71	68	72	73	284	700
6T	Chick Harbert	74	70	68	72	284	700
6T	Cary Middlecoff	75	70	69	70	284	700
9T	Jimmy Demaret	76	73	70	66	285	562
9T	Lawson Little	69	72	70	74	285	562
11	Dick Metz	77	69	69	72	287	525
12T	Lloyd Mangrum	71	73	72	72	288	466
12T	Lew Worsham	76	70	70	72	288	466
12T	Henry Picard	72	71	69	76	288	466
15T	Johnny Bulla	72	69	75	73	289	350
15T	George Schoux	75	75	70	69	289	350
17T	Ky Laffoon	75	73	69	73	290	225
17T	George Fazio	71	77	70	72	290	225
17T	Ellsworth Vines	72	70	73	75	290	225
20	Harry Todd	74	73	74	71	292	175
21	Herman Keiser	75	72	72	76	295	
22	Herman Barron	74	71	76	75	296	
23	George Schneider	72	73	77	78	300	
24	Wilford Wehrle	77	73	77	75	302	
25	Royal Hogan	74	77	76	76	303	
26	Bob Willits	78	76	77	75	306	
27	Bobby Morris	80	79	78	79	316	

Names in italics designate amateurs.

1947 CHAMPIONSHIP RACE

At 18		At 54	
1	BEN HOGAN	68	1T BEN HOGAN
2	Lawson Little	69	1T Toney Penna
3T	Toney Penna	70	3T Bobby Locke
3T	Johnny Palmer	70	3T Lawson Little
At 36		At 72	
1T	Vic Ghezzi	139	1 BEN HOGAN
1T	Johnny Palmer	139	2 Toney Penna
2T	BEN HOGAN	140	
2T	Toney Penna	140	

HIGHLIGHTS



Ben Hogan

Hogan didn't fool around in 1947. He led the first round, was tied for the lead after 54 holes, then won a final round duel with Toney Penna by a shot. Hogan let Penna get close by double-bogeying #18 in the third round. He then staked a three-shot lead after 12 holes in the final round, and held Penna off down the stretch.

Cary Middlecoff carded the first eagle in Colonial history with a two on the 408-yard No. 6 hole during the first round. Bobby Locke of South Africa was the first foreign player here — he was an immediate hit with the galleries. Rain washed out Friday's play, so 36 holes were played Sunday. A players' poll voted Colonial's #3 the toughest third hole in the country.

Colonial's Four-Of-A-Kind

It's not easy to put four-of-a-kind (four identical rounds) back-to-back in any golf tournament — and at Colonial it has been accomplished only five times. Toney Penna first pulled the trick in 1947 when the National Invitation was only two years old. He fired 70-70-70-70 — 280 which was good for second place and \$2,000.

Ten years later Bill Trombley drew four straight 74's for 296, but finished completely out of the money. In 1964 Bruce Devlin went 74-74-74-74 — 296, but it was good only for a 36th place tie and \$262.50. In 1974 Jerry Heard fired 73-73-73-73 — 292 and won \$575 while tying for 52nd. Then in 1988 Bob Tway shot four 70s for a 280 total, a tie for 22nd place, and \$6,416.67

1946 COLONIAL RESULTS

May 16-19

Rank	Player	1R	2R	3R	4R	Total	Money
1	Ben Hogan	73	72	69	65	279	\$3,000
2	Harry Todd	71	70	70	69	280	2,000
3	Fred Haas	73	73	69	66	281	1,300
4	Sam Snead	71	69	72	70	282	1,000
5T	Henry Picard	74	71	70	68	283	800
5T	Bob Hamilton	71	73	72	67	283	800
5T	Lloyd Mangrum	74	72	68	69	283	800
8	George Schneider	67	74	72	71	284	600
9T	Byron Nelson	72	72	71	70	285	520
9T	Dick Metz	72	72	73	68	285	520
11T	Harold McSpaden	72	73	71	70	286	400
11T	Herman Barron	72	70	73	71	286	400
13T	Vic Ghezzi	73	71	73	71	288	277
13T	Jimmy Hines	74	69	73	72	288	277
13T	Lawson Little	74	74	70	70	288	277
13T	Ellsworth Vines	73	72	74	69	288	277
17T	Jimmy Demaret	73	75	73	69	290	200
17T	Toney Penna	69	75	72	74	290	200
17T	Dutch Harrison	74	70	72	74	290	200
20T	Herman Keiser	72	69	77	73	291	75
20T	Johnny Bulla	72	71	72	76	291	75
22	<i>Wilford Wehrle</i>	71	76	72	75	294	
23	Jimmy Thompson	78	73	75	75	301	
24	Ed Dudley	79	78	77	71	305	
25	<i>Royal Hogan</i>	79	74	77	79	309	
26	<i>Reynolds Smith</i>	78	80	79	73	310	
27	Bob Cochran	79	80	81	74	314	
28	Charley Akey	84	80	77	83	324	
	<i>Cary Middlecoff</i>	76	wd				

Names in italics designate amateurs.

1946 CHAMPIONSHIP RACE

		At 18	At 36	
1	George Schneider	67	1 Sam Snead	140
2	Toney Penna	69	2T Herman Keiser	141
3T	Harry Todd	71	2T George Schneider	141
3T	Sam Snead	71	2T Harry Todd	141
3T	Bob Hamilton	71	5 Herman Barron	142
3T	<i>Wilford Wehrle</i>	71	6T Jimmy Hines	143
7T	Byron Nelson	72	6T Johnny Bulla	143
7T	Dick Metz	72	8T E.J. Harrison	144
7T	Harold McSpaden	72	8T Bob Hamilton	144
7T	Herman Barron	72	8T Byron Nelson	144
7T	Herman Keiser	72	8T Dick Metz	144
7T	Johnny Bulla	72	8T Vic Ghezzi	144
13T	BEN HOGAN	73	8T Toney Penna	144
	(tied with four others)		14T BEN HOGAN	145
			(tied with two others)	
		At 54		
1	Harry Todd	211		
2	Sam Snead	212		
3	George Schneider	213	1 BEN HOGAN	279
4T	BEN HOGAN	214	2 Harry Todd	280
4T	Lloyd Mangrum	214	3 Fred Haas	281
			At 72	

HIGHLIGHTS



Ben Hogan

It was Dallas vs. Fort Worth in the first Colonial Tournament - Ben Hogan vs. Harry Todd. Inspired by the cheering of his fans from Dallas, Todd took the 54-hole lead at 211 and fired a brilliant final round 69. Sam Snead, who lurked one-shot back, logged a 70. But Hogan came from three strokes back to fire a record 65 and take the championship by a shot over Todd. Hogan caught Todd with birdies on holes #11 and 12, then took the lead on #13. Hogan's 65 was a competitive record at Colonial for 24 years, until 1970.

A very select field teed off in the first Colonial tournament in 1946, and although it was a new event, Colonial's prize money of \$15,000 was surpassed by only two events on the PGA Tour. The first group off the tee in the first annual National Invitation was comprised of Fred Haas and Toney Penna. Another bit of trivia is that Todd was the low amateur in the 1941 U.S. Open at Colonial.

Hogan went on to win 13 events in 1946, an accomplishment that ranks second only to Byron Nelson's record 18 wins the year before. Furthermore, in the 32 events Hogan entered that year, he finished first or second in 20 of them.

1941 U.S. OPEN

When the U.S. Open convened at Colonial in June of 1941, it was a historic event for professional golf. It was the first time the Open was held south of the Mason-Dixon line, and it was to give birth to one of the PGA's most prestigious annual events – the Colonial National Invitation.

The Colonial course, designed by John Bredemus, received its first real test that year. The three holes redesigned by Perry Maxwell especially for the Open (holes 3, 4 and 5) soon became known as the "Horrible Horseshoe," Colonial's toughest stretch.

In the 1941 field were such players as Ben Hogan, Gene Sarazen, Byron Nelson, Craig Wood, Denny Shute, Sam Snead, Paul Runyan, Tommy Armour, Johnny Farrell, Johnny Revolta, Henry Picard, Horton Smith, Vic Ghezzi, Lawson Little, Ralph Guldahl, Olin Dutra, Jimmy Demaret, Chick Harbert, Ed Dudley, Lloyd Mangrum and Billy Burke. Some had already achieved fame; others were still relatively early in their careers.

Famous 1913 U.S. Open champ Francis Ouimet was on hand as a USGA official, along with Joe Dey. Even the immortal Bobby Jones came for the festivities and commented on the largest U.S. Open practice round crowds he had ever seen.

The tournament's list of competitors included winners of 19 U.S. Opens, 22 PGA Championships, four British Opens and 17 Masters tournaments. Individually, there were 12 U.S. Open champions in the field, along with six of the last seven U.S. Amateur Champions. A total of 162 players, including nearly three dozen amateurs, teed up on June 5, 1941. The purse was \$6,000.

Former British Open champ and two-time PGA Championship winner Denny

Shute led off the tournament with a 69 on Thursday. It was the day's only sub-par round, good for a one-stroke lead over Vic Ghezzi and E. J. "Dutch" Harrison.

Friday's round featured violent thunderstorms and two rain delays, and all but two groups completed play. Shute was tied with Clayton Heafner, defending Open champ Lawson Little and Craig Wood at 144. Dick Metz and Paul Runyan were one stroke back. The cut was made at 156, leaving 66 players in the field.

The 39-year-old Wood, who had lost playoffs in the British Open (Shute 1933), Masters (Sarazen 1935) and U.S. Open (Nelson 1939), was gallery favorite to finally rid himself of the bridesmaid tag. He had won the Masters that spring, but injured his back in a freak accident just prior to the Open. His daily Colonial wardrobe included a polo corset. He had started the tournament with a 7 on the first hole Thursday, and unnecessarily played through the rain suspension Friday because he didn't hear the siren.

Beautiful weather returned to Colonial on Saturday, and at the 54-hole turn Wood was two strokes ahead of Shute. Ben Hogan, the year's leading money winner, was making a charge. His morning 68 was the tournament's best round.

But Wood sank long birdie putts on holes 15 and 18 in the afternoon round to put away the competition. He finished at 284, three strokes ahead of Shute and five strokes ahead of Hogan and Johnny Bulla. His winner's check was \$1,000.

The first meeting between Fort Worth and professional golf was a success. So much so that Colonial set about bringing a tournament here annually. The rest is history.

Craig Wood and the U.S. Open Trophy



1941 U.S. OPEN RESULTS

June 5-7

Rank	Player	1R	2R	3R	4R	Total	Money
1	Craig Wood	73	71	70	70	284	\$1,000.00
2	Denny Shute	69	75	72	71	287	800.00
3T	Ben Hogan	74	77	68	70	289	650.00
3T	Johnny Bulla	75	71	72	71	289	650.00
5T	Herman Barron	75	71	74	71	291	412.50
5T	Paul Runyan	73	72	71	75	291	412.50
7T	E.J. "Dutch" Harrison	70	82	71	71	294	216.66
7T	Gene Sarazen*	74	73	72	75	294	216.66
7T	Harold McSpaden	71	75	74	74	294	216.66
10T	Ed Dudley	74	74	74	73	295	125.00
10T	Lloyd Mangrum	73	74	72	76	295	125.00
10T	Dick Metz	71	74	76	74	295	125.00
13T	Sam Snead	76	70	77	73	296	100.00
13T	Henry Ransom	72	74	75	75	296	100.00
13T	Harry Todd	72	77	76	71	296	-
13T	Horton Smith	73	75	73	75	296	100.00
17T	Lawson Little*	71	73	79	74	297	50.00
17T	Byron Nelson*	73	73	74	77	297	50.00
19	Victor Ghezzi	70	79	77	72	298	50.00
20	Gene Kunes	71	79	74	75	299	50.00
21T	Ralph Guldahl*	79	76	72	73	300	50.00
21T	Johnny Palmer	74	76	76	74	300	50.00
21T	Clayton Heafner	72	72	78	78	300	50.00
24	Jimmy Hines	75	74	76	76	301	50.00
25	Joseph Zarhardt	74	76	77	75	302	50.00
26T	Henry Picard	77	79	72	75	303	50.00
26T	Johnny Morris	72	73	81	77	303	50.00
26T	Herman Keiser	74	77	76	76	303	50.00
26T	Sam Byrd	76	78	75	74	303	50.00
30T	Jerry Gianferante	76	77	74	77	304	50.00
30T	Marvin Ward	76	77	75	76	304	-
30T	Jim Ferrier	77	71	81	75	304	50.00
33T	Toney Penna	75	77	76	77	305	
33T	Abe Espinosa	76	75	72	82	305	
33T	Jimmy Turnesa	74	80	77	74	305	
33T	Marvin Stahl	77	76	73	79	305	
33T	Sam Parks Jr.*	73	82	74	76	305	
38	Bill Kaiser	72	78	80	76	306	
39	Willie Klein	73	80	78	76	307	
40T	William Turnesa	75	77	75	81	308	
40T	Bunny Torpey	72	79	78	79	308	
42T	Felix Serafin	76	79	78	76	309	
42T	Jim Foulis	78	78	74	79	309	
42T	Mike Turnesa	77	79	75	78	309	
45T	Jack Ryan	71	82	80	77	310	
45T	Charles Farlow	79	77	77	77	310	
45T	Bob Hamilton	76	79	80	75	310	
45T	Henry Castillo	84	72	77	77	310	
49T	Pat Wilcox	80	75	79	78	312	
49T	Richard Chapman	76	80	76	80	312	
51	Raymond Gafford	76	78	82	77	313	
52	Al Watrous	79	75	81	79	314	
53	Bill Nary	77	76	83	79	315	
54	J. J. Jacobs III	74	77	82	83	316	
55	Verne Stewart	76	78	80	83	317	
56	Tom O'Connor	73	78	79	88	318	
57	Jock Hutchison Jr.	78	78	83	80	319	

Others:

Billy Burke*	74	77	78	WD
Emerick Kocsis	78	78	81	WD
R. E. Barnes	80	76	81	NC
Fred Haas Jr.	78	76	83	WD
Otey Crisman	76	79	83	WD
Ray Mangrum	80	76	82	NC
Billy Bob Coffey	73	80	WD	
Bruce Coltart	75	79	NC	
Jack Munger	74	81	WD	
George Fazio	77	79	NC	

Names in italics indicate amateurs.

NC - No card

WD - Withdraw

*indicates former U.S. Open champion

1941 CHAMPIONSHIP RACE

At18		At36			
1	Denny Shute	69	8T Byron Nelson	146	
2T	Dutch Harrison	70	8T Harold McSpaden	146	
2T	Vic Ghezzi	70	8T Herman Barron	146	
4T	Jack Ryan	71	8T Sam Snead	146	
4T	Gene Kunes	71	8T Henry Ransom	146	
4T	Harold McSpaden	71	8T Johnny Bulla	146	
4T	Lawson Little	71			
4T	Dick Metz	71			
9T	Bunny Torpey	72			
9T	Harry Todd	72			
9T	Clayton Heafner	72			
9T	Bill Kaiser	72			
9T	Henry Ransom	72			
9T	Johnny Morris	72			
9T	Ted Kroll	72			
16T	CRAIG WOOD	73			
(tied with nine others)					
At36		At72			
1T	Denny Shute	144	1	CRAIG WOOD	284
1T	Lawson Little	144	2	Denny Shute	287
1T	Clayton Heafner	144	3T	Ben Hogan	289
1T	CRAIG WOOD	144	3T	Johnny Bulla	289
5T	Dick Metz	145			
5T	Paul Runyan	145			
5T	Johnny Morris	145			

Missed the Cut

157 Chick Harbert	160 Tommy Armour*	172 Don Malarkey
	<i>David Goldman</i>		Joe Burch		Lloyd Sparrow
	<i>Johnny Goodman*</i>		<i>Jack Burke, Jr.</i>	173 Ralph Arnold
	<i>Steve Kovacs</i>		Gene Dahlbender	190 <i>Dr. Walter Ratto</i>
	<i>Charles Penna</i>		Andy Gaspar		
	<i>George Slingerland</i>		Jim Milward		
	<i>Cliff Spencer</i>		Don Schumacher		
	<i>Stephen Wurga Jr.</i>		<i>H.A. Van Sickle</i>		
	<i>Edward White</i>		Jack Winney		
158 Sam Bernardi		Robie Williams		
	Rut Coffey	161 Vincent Eldred		
	Leonard Dodson		C. J. Gaddie		
	<i>Mario Gonzalez</i>		Andrew Gibson		
	<i>J.C. Hamilton Jr.</i>		Tony Manero*		
	Bill Jelliffe		Mike Pavella		
	Ted Kroll		George Picard		
	Leo Mallory	162 Johnny Farrell*		
	W. A. Stackhouse		<i>Henry Pabian</i>		
	Jimmy Thomson		Bennie Toski		
159 William Clark		Leo Walper		
	<i>Jerry Douglas</i>		Buck White		
	Lee Roy Garrett	163 Ted Huge		
	Beard Mims		<i>Joe Bernolfo Jr.</i>		
	Iverson Martin		Frank Higgins		
	Buddy Poteet		<i>Leonard White</i>		
	Sam Schneider	164 Charles Kocsis		
	<i>Wilfred Wehrle</i>		Bill Souter		
	Lew Worsham		<i>H. O. Young</i>		
		165 Sal Di Buono		
			Tom Sockwell		
			<i>Marshall Springer</i>		
		166 James Black		
		167 Don Erickson		
			Lloyd Gullickson		
			Morgan Hampton		
		168 <i>Chick Evans*</i>		
		169 Gene Battistoni		

Withdraw after 9 holes:

B.Y. Chamberlain
Zell Eaton
Willie Low
Charles Shelden

1991 U.S. WOMEN'S OPEN RESULTS

July 11-14

Rank	Player	1R	2R	3R	4R	Total	Money
1	Meg Mallon	70	75	71	67	283	\$110,000
2	Pat Bradley	69	73	72	71	285	55,000
3	Amy Alcott	75	68	72	71	286	32,882
4	Laurel Kean	70	76	71	70	287	23,996
5T	Dottie Mochrie	73	76	68	71	288	17,642
5T	Chris Johnson	76	72	68	72	288	17,642
7	Joan Pitcock	70	72	72	75	289	14,623
8T	Kristi Albers	76	70	71	73	290	12,252
8T	Jody Anschutz	73	72	72	73	290	12,252
8T	Brandie Burton	75	71	69	75	290	12,252
11T	Beth Daniel	74	76	75	66	291	9,738
11T	Tina Barrett	74	74	72	71	291	9,738
11T	Debbie Massey	72	72	75	72	291	9,738
11T	JoAnne Carner	73	72	73	73	291	9,738
15T	Adele Lukken	75	76	70	71	292	7,665
15T	Patty Sheehan	74	75	72	71	292	7,665
15T	Liselotte Neumann	74	72	74	72	292	7,665
15T	Alice Ritzman	72	71	77	72	292	7,665
15T	Ayako Okamoto	76	72	71	73	292	7,665
15T	Kris Tschetter	77	72	67	76	292	7,665
21T	Colleen Walker	72	77	74	70	292	6,121
21T	Mitzi Edge	75	76	71	71	293	6,121
21T	Tracy Hanson	75	76	71	71	293	6,121
21T	Cathy Gerring	76	70	76	71	293	6,121
21T	Nancy Scranton	72	75	73	73	293	6,121
21T	Judy Dickinson	72	74	74	73	293	6,121
21T	Caroline Keggi	74	72	73	74	293	6,121
28T	Betsy King	74	78	74	68	294	5,323
28T	Vicki Goetze	76	75	71	72	294	5,323
28T	Jane Geddes	71	74	76	73	294	5,323
28T	Alison Nicholas	77	72	71	74	294	5,323
32T	Dale Eggeling	77	72	75	71	295	4,882
32T	Amy Benz	73	74	75	73	295	4,882
32T	Gail Graham	77	72	69	77	295	4,882
35	Sandra Palmer	77	75	73	72	296	4,660
36T	Vicki Fergon	77	75	73	72	297	4,330
36T	Dana Lofland	72	77	75	73	297	4,330
36T	Alice Miller	73	73	77	74	297	4,330
36T	Barb Bunkowsky	81	68	73	75	297	4,330
36T	Patti Rizzo	74	74	72	77	298	4,330
41T	Hollis Stacy	73	76	78	71	298	3,946
41T	Missy Berteotti	75	73	75	75	298	3,946
41T	Sarah Ingram	71	77	76	74	298	3,563
44T	Kay Kennedy	77	75	73	74	299	3,563
44T	Jan Stephenson	76	73	76	74	299	3,563
44T	Alison Munt	78	72	74	75	299	3,563
44T	Sally Little	72	74	76	77	299	3,563
44T	Laura Davies	77	72	71	79	299	3,563
49T	Caroline Pierce	79	72	75	74	300	3,125
49T	Amy Read	82	70	72	76	300	3,125
49T	Tammie Green	75	77	71	77	300	3,125
52T	Marta Figueuras-Dotti	76	75	77	73	301	2,797
52T	Maggie Will	74	77	74	76	301	2,797
52T	Tani Tatum	76	72	75	78	301	2,797
55	Martha Foyer	80	72	76	74	302	2,467
55T	Ok-Hee Ku	75	73	79	75	302	2,467
55T	Cindy Rarick	77	73	75	77	302	2,467
55T	Danielle Ammaccapane	72	73	74	83	302	2,467
59T	Marci Bozarth	75	74	79	75	303	2,348
59T	Kathy Postlewait	78	72	75	78	303	2,348
59T	Kelly Robbins	76	75	74	78	303	2,289
62T	Rosie Jones	76	76	75	77	304	2,289
62T	Noelle Daghe	73	77	76	78	304	2,289
62T	Robin Weiss	79	72	76	77	304	2,253
65T	Cheryl Stacy	75	76	77	77	305	2,253
65T	Cindy Mueller Riess	73	77	77	78	305	2,253
65T	Marlene Floyd	74	78	74	79	305	2,253
65T	Missie McGeorge	72	79	75	79	305	2,253
65T	Therese Hession	75	74	74	82	306	2,253
65T	Barb Mucha	76	74	71	84	306	2,253
71T	Sue Fogleman	75	77	78	76	306	2,253
71T	Pearl Sinn	76	74	79	77	306	2,253
71T	Mindy Moore	72	79	73	82	306	2,253
74	Susan Sanders	76	75	79	79	309	2,253

Names in italics indicate amateurs.

1991 CHAMPIONSHIP RACE

At 18		At 54			
1	Pat Bradley	69	1T	Pat Bradley	214
2T	MEG MALLON	70	1T	Joan Pitcock	214
2T	Joan Pitcock	70	3T	Brandie Burton	215
2T	Laurel Kean	70	3T	Amy Alcott	215
5T	Sarah Ingram	71	5T	MEG MALLON	216
5T	Jane Geddes	71	5T	Kris Tschetter	216
			5T	Chris Johnson	216
At 36		At 72			
1T	Pat Bradley	142	1	MEG MALLON	283
1T	Joan Pitcock	142	2	Pat Bradley	285
3T	Alice Ritzman	143	3	Amy Alcott	286
3T	Amy Alcott	143	4	Laurel Kean	287
5	Debbie Massey	144	5T	Dottie Mochrie	288
6T	MEG MALLON	145	5T	Chris Johnson	288
(tied with 4 others)					

Pros Who Missed the Cut

Kathy Guadagnino	Sheri Turner	Lynn Adams
Elaine Crosby	Judi Pavon	Margaret Platt
Sheila Luginbuel	Cindy Figg-Currier	Karen Noble
Susan Slaughter	Jane Crafter	Dawn Coe
Michelle McGann	Pat Hurst	Mary Lawrence
Sheri Steinhauer	Jerilyn Britz	Julie Kintz
Trish Johnson	Jackie Gallagher	Sue Ertl
Cathy Johnston	Marianne Morris	Jodi Figley
Kris Monaghan	Lisa DePaulo	Julie Larsen
Mary Murphy	Peggy Kirsch	Lisa Grimes
Barb Thomas	Cheryl Pontious	Ginny Burkey
Juli Inkster	Lisa Walters	Donna Andrews
Kris Hanson	Gina Hull	Michelle Dobek
Deb Richard	Helen Alfredsson	Muffin Spencer-Devlin
Lori Garbacz	Pamela Wright	Julie Hennessy
Cathy Reynolds	Lynn Connelly	Cathy Edelen
Elizabeth Smart	Dina Ammaccapane	Jane Egan
Kathy Whitworth	Beth Egly	Jodi Krafka
MaryBeth Zimmerman	Jacque Vigil	Kelly Holland
Penny Hammel	Marjorie Jones	Leslie Brown
Paige Phillips	Patricia Baxter	Karen Gray
Cynthia Jennings	Dawn Darter	Krista Tucek
Lea Alvey	Cindy Lincoln	Nancy Ramsbottom

HIGHLIGHTS



Meg Mallon

28-year-old Meg Mallon confirmed that she was for real on the women's pro circuit by capturing her second major in a row. Fresh off her win at the LPGA Championship two weeks earlier, Mallon posted a final round, 4-under 67 to overtake Pat Bradley and Amy Alcott in the Texas summer heat.

It was a frustrating finish for Bradley, who had led for three rounds, and for Alcott, who was seeking her 30th Tour victory and automatic Hall of Fame status. But it was nonetheless a popular win, as Mallon had recently been voted the Tour's most popular player.

The story coming into the \$600,000 tournament was two-time defending champion Betsy King's quest for a three-peat. She was never a factor, however, surviving the cut (152) by just one shot and finishing in a tie for 28th thanks to a final round 68. Mallon's total of one-under 283 (par 71, with hole No. 3 a par five) was one shot better than Craig Wood's 284 fifty years prior. Ben Hogan helped celebrate the 50th anniversary by showing up on Sunday to help root on protege and hometown favorite Kris Tschetter. Tschetter had set a women's course record of 67 on Saturday, only to see Beth Daniel lower it one shot on Sunday.

Susan Sanders' ace on No. 4 was a feat never accomplished in 45 years (and still counting) of Colonial's annual men's event. She used a 4-iron on the 195-yard hole.

In spite of temperatures in the upper 90s, consistent crowds made Colonial's Women's Open one of the three best attended in history. Quite an accomplishment for the first U.S. Women's Open in Texas.

BEST PREVIOUS FINISH HERE

Name	Previous Times Here	Best Finish Here	Name	Previous Times Here	Best Finish Here
Tommy Aaron	17	3rd, 1968	Deane Beman	8	Tie 17, 1972
Rick Acton	1	Missed Cut, 1974	David Berganio Jr.	2	Missed Cut, 2002
Blake Adams	3	Tie 16, 2011	Daniel Berger	5	Champion, 2020
John Adams	5	Tie 47, 1984	Shane Bertesch	2	Tie 30, 2006
Sam Adams	2	Missed Cut, 1974	Christiaan Bezuidenhout	3	Tie 15, 2022
Charley Akey	1	28th, 1946	Al Besselink	8	Tie 14, 1958
Tyler Aldridge	1	Tie 25, 2016	Matt Bettencourt	2	Tie 46, 2009
Skip Alexander	6	2nd, 1950	Akshay Bhatia	1	56, 2023
Tyson Alexander	1	Missed Cut, 2023	Leo Biagetti	2	Tie 21, 1954
Bob Allard	1	Missed Cut, 1974	Don Bies	10	Tie 10, 1972
Fulton Allem	23	Champion, 1993	Henrik Bjornstad	1	Tie 40, 2006
Michael Allen	2	Tie 45, 1993	Ronnie Black	8	Tie 9, 1986
Ras Allen	1	Missed Cut, 1974	Woody Blackburn	5	Tie 20, 1977
Robert Allenby	9	Tie 15, 2001	Phil Blackmar	10	Tie 33, 1991
Bud Allin	9	Tie 11, 1974, 1975	Zac Blair	5	Tie 55, 2020
Jason Allred	1	Tie 51, 2005	Jay Don Blake	11	Tie 15, 1995
Stephen Ames	11	3rd, 2004	Homero Blancas	17	Champion, 1970
Byeong-Hun An	5	Tie 21, 2023	Richard Bland	1	Missed Cut, 2022
Abraham Ancer	5	Tie 14, 2020-21	Kris Blanks	3	Tie 10, 2011
Mark Anderson	1	Missed Cut, 2012	Ryan Blaum	3	Tie 24, 2017
Billy Andrade	15	Tie 12, 2002	Jonas Blixt	6	5th, 2019
Isao Aoki	1	Tie 8, 1989	Michael Block	1	Missed Cut, 2023
Kiradech Aphibarnrat	1	Missed Cut, 2019	Chris Blocker	7	Tie 30, 1968
Stuart Appleby	12	Tie 8, 2002	Martin Bohlen	1	Missed Cut, 1974
George Archer	17	Tie 3, 1967	Jason Bohn	11	Tie 2, 2015
Ryan Armour	3	Tie 14, 2018	Justin Boli	1	Missed Cut, 2013
Tommy Armour III	11	Tie 10, 2008	Charles Bolling	1	Tie 52, 1986
Wally Armstrong	7	Tie 9, 1977	Tommy Bolt	21	Champion, 1958
Arjun Atwal	3	Tie 16, 2011	Paul Bondeson	3	Tie 46, 1967
Emlyn Aubrey	2	Tie 16, 1996	Eric Booker	1	Tie 77, 1999
John Augenstein	1	Tie 20, 2021	Jim Booros	2	Tie 28, 1982
Woody Austin	11	4th, 1995	Guy Boros	5	Tie 22, 1994
Eric Exley	1	Tie 24, 2007	Julius Boros	27	Champion 1960, 1963
Paul Azinger	7	Tie 8, 1989	Craig Bowden	1	Missed Cut, 2004
Aaron Baddeley	12	Tie 6, 2005	Steven Bowditch	6	Tie 16, 2011
Sang-Moon Bae	3	Tie 76, 2013	Frank Boynton	2	Tie 37, 1969
Briny Baird	9	Tie 15, 2008	Dominic Bozzelli	2	69th, 2017
Butch Baird	9	Tie 6, 1977	Keegan Bradley	2	Tie 32, 2020
Ian Baker-Finch	11	Champion 1989	Michael Bradley	5	Tie 44, 2011
Al Balding	6	Tie 23, 1956, 1957	Jospeh Bramlett	2	Missed Cut, 2021, 23
Seve Ballesteros	1	Tie 18, 1984	Mike Brannan	1	Missed Cut, 1980
Bob Barbarossa	1	72nd, 1973	David Branshaw	1	Withdraw, 2006
Aaron Barber	1	Missed Cut, 2003	Alan Bratton	1	Missed Cut, 1999
Blayne Barber	2	Tie 34, 2016	Jeff Brehaut	2	Tie 74, 2003
David Barber	1	Tie 61, 1974	Ryan Brehm	1	Missed Cut, 2022
Jerry Barber	10	Tie 4, 1953	Gay Brewer	17	Tie 4, 1964
Miller Barber	20	Tie 6, 1977	*Danny Briggs	1	Missed Cut, 1982
Paul Barjon	1	Missed Cut, 2022	D.J. Brigman	1	Missed Cut, 2004
Craig Barlow	1	Tie 54, 2001	Mike Brisky	3	Tie 14, 1998
Ricky Barnes	7	Tie 7, 2010	Bill Britton	6	Tie 33, 1993
*Tommy Barnes	1	32nd, 1948	Mark Brooks	28	Tie 4, 1992
John Barnum	1	30th, 1952	Al Brosch	1	Tie 9, 1951
Dave Barr	11	Tie 12, 1987	Billy Ray Brown	7	Tied 51, 1990
*Ray Barr	2	Missed Cut, 1980-81	Ken Brown	1	Tie 72, 1986
Herman Barron	2	Tie 11, 1946	Pete Brown	4	Tie 12, 1964
Brian Bateman	4	Tie 14, 2004	Scott Brown	9	Tie 12, 2017
Pat Bates	2	Tie 5, 2003	Olin Browne	14	Champion, 1999
Rex Baxter, Jr.	6	Tie 26, 1965	*Julien Brun	1	Missed Cut, 2014
George Bayer	12	Tie 4, 1956	Wesley Bryan	2	Tie 48, 2017
Andy Bean	8	6th, 1980	Bart Bryant	4	Tie 26, 2008
Frank Beard	12	Tie 8, 1967	Brad Bryant	9	Tie 23, 1995
Chip Beck	16	Tie 9, 1988	Gordon Bryson	1	Tie 35, 1956
Cameron Beckman	5	Tie 19, 2002	Andrew Buckle	1	Missed Cut, 2007
Rich Beem	10	Tie 26, 2001	Hayden Buckley	2	Missed Cut, 2022, 23
Notah Begay III	4	Missed Cut, 1999-2000, '02, '04	Johnny Bulla	5	Tie 7, 1948
Russell Beiersdorf	2	Tie 53, 1993	Bronson Burgoon	3	Tie 38, 2020
Charlie Beljan	2	Missed Cut, 2013, 2015	Jack Burke, Jr.	15	2nd, 1951
			Patrick Burke	2	Tie 22, 1997

*Indicates amateur

BEST PREVIOUS FINISH HERE

Name	Previous Times Here	Best Finish Here	Name	Previous Times Here	Best Finish Here
Walter Burkemo	1	Tie 15, 1954	Corey Conners	4	Tie 8, 2018
Bob Burns	3	Tie 33, 2002	Joe Conrad	5	Tie 14, 1956
George Burns	7	Tie 15, 1982	Charles Coody	25	2nd, 1967
Sam Burns	4	Champion, 2022	Pierceson Coody	1	Missed Cut, 2023
Bob Byman	2	Tie 36, 1980	Austin Cook	3	Tie 19, 2019
Jonathan Byrd	11	Tie 8, 2002	John Cook	18	5th, 1998
Curt Byrum	5	Tie 29, 1990	Pete Cooper	5	Tie 10, 1950
Tom Byrum	14	Tie 9, 1987	Franklin Corpening	4	Tie 14, 2013
Angel Cabrera	7	Tie 31, 2013	Chris Couch	3	Missed Cut, 2006-07, 2010
Rafa Cabrera Bello	2	Tie 23, 2020	Fred Couples	13	4th, 1996
George Cadle	6	Tie 20, 1977	Chuck Courtney	11	3rd, 1974
Steve Cain	1	Missed Cut, 1974	Bruce Crampton	16	Champion, 1965
Mark Calavecchia	18	Tie 2, 1988	Ben Crane	13	Tie 3, 2010
Rex Caldwell	8	Tie 11, 1984	*L.M. Crannell, Jr.	1	42nd, 1952
Bil Calfee	2	Missed Cut, 1978, 1980	Dick Crawford	7	Tie 14, 1969
Chad Campbell	18	2nd, 2004	Ben Crenshaw	33	Champion, 1977, 1990
Joe Campbell	7	Tie 21, 1959	Jacky Cupit	11	Tie 17, 1961, 1963
*William Campbell	1	Tie 11, 1952	Jeff Curl	1	Tie 63, 2014
David Canipe	1	Tie 40, 1988	Rod Curl	31	Champion, 1974
Patrick Cantlay	2	Missed Cut, 2018	Jon Curran	2	Tie 33, 2015
Miguel Angel Carballo	1	Tie 66, 2012	Ben Curtis	5	Tie 29, 2007
Mark Carnevale	2	Tie 63, 1994	MJ Daffue	1	Missed Cut, 2023
*Chip Carter	1	Missed Cut, 1988	Joel Dahmen	8	Tie 19, 2020
Jim Carter	8	Tie 11, 1999	John Daly	6	Tie 41, 2012
Paul Casey	6	5th, 2009	Robert Damron	6	Tie 39, 1999
Billy Casper	17	Champion, 1964, 1968	Brian Davis	8	2nd, 2010
Roberto Castro	5	Tie 19, 2012	Cameron Davis	4	Tie 7, 2022
Bud Cauley	6	Tie 14, 2013	Sonny Davis	1	Missed Cut, 1974
Alex Cejka	7	Tie 26, 2008	Marco Dawson	4	Tie 13, 2003
Antonio Cerda	1	Tie 4, 1955	Glen Day	13	4th, 2001
Ron Cerrudo	8	Tie 24, 1971	Jason Day	5	4th, 2009
Greg Chalmers	9	Tie 15, 2001	Brendon de Jonge	6	Tie 22, 2013
Brandel Chamblee	9	Tie 21, 2003	Bryson DeChambeau	5	Tie 3, 2020
Cameron Champ	4	Tie 14, 2020	Graham Delaet	6	Tie 14, 2014
Warren Chancellor	1	Withdrew, 1974	Jay Delsing	3	Tie 48, 1990
Kevin Chappell	6	Tie 10, 2014	Roberto De Vicenzo	8	Champion, 1957
Bob Charles	12	Tie 4, 1969	Jimmy Demaret	10	Tie 6, 1956
Don Cherry	6	Tie 28, 1954	Clark Dennis	9	Tie 14, 1998
K.J. Choi	6	Tie 13, 2010	Jim Dent	6	Tie 38, 1974
Daniel Chopra	5	Tie 40, 2006, 2008	Thomas Detry	1	Tie 21, 2023
Gary Christian	1	Tie 70, 2012	Bruce Devlin	19	Champion, 1966
Stewart Cink	19	Tie 2, 2000	Gardner Dickinson	18	Champion, 1969
Brian Clear	6	Tie 16, 1992	Bob Dickson	10	Tie 4, 1975
Bobby Clampett	6	Tie 12, 1983	Terry Diehl	7	Tie 35, 1976
Jimmy Clark	5	Tie 11, 1952	Terry Dill	9	Tie 13, 1968
Michael Clark II	1	Missed Cut, 2001	Chris DiMarco	10	Tie 15, 2008
Tim Clark	10	Tie 2, 2008, 2009	Trevor Dodds	2	Missed Cut, 1993, 1998
Wyndham Clark	4	Tie 20, 2021	Jay Dolan	1	Tie 61, 1967
Will Claxton	1	Tie 47, 2012	Mike Donald	11	Tie 11, 1985
Keith Clearwater	34	Champion, 1987	Luke Donald	6	Tie 13, 2009
Lennie Clements	9	Tie 5, 1982	Zecheng Dou	1	Tie 63, 2023
Jose Coceres	3	Tie 34, 2001	Ed Dougherty	6	Tie 25, 1992
Bob Cochran	1	27th, 1946	Dave Douglas	2	Tie 18, 1950
Russ Cochran	12	Tie 11, 1988, 1990	Dale Douglass	9	Tie 12, 1970
*Charles Coe	7	Tie 10, 1950	Allen Doyle	1	Tie 46, 1996
Jim Colbert	14	Champion, 1983	James Driscoll	4	Tie 27, 2009
Bobby Cole	7	Tie 23, 1978	Bob Duden	1	41st, 1952
Eric Cole	1	Missed Cut, 2023	Ed Dudley	1	24th, 1946
Bill Collins	6	Tie 17, 1961, 1963	Jason Dufner	13	2nd, 2012, 2014
Chad Collins	4	Tie 34, 2016	Michael Dugger	1	Missed Cut, 1974
Joe Collins	1	Missed Cut, 1974	Ken Duke	8	Tie 26, 2012
Ross Collins	1	Tie 65, 1968	Doug Dunakey	1	Missed Cut, 1999
Tim Collins	1	Tie 71, 1975	Tyle Duncan	4	Tie 15, 2022
Erik Compton	6	Tie 20, 2021	Scott Dunlap	2	Tie 35, 2000
Byron Comstock	1	Missed Cut, 1974	Joe Durant	10	Tie 3, 2005
Michael Connell	2	69th, 2011	David Duval	9	Tie 12, 1995-96
Frank Conner	7	6th, 1981	R. W. Eaks	1	68th, 1998
			Bob Eastwood	10	Tie 5, 1982

*Indicates amateur

BEST PREVIOUS FINISH HERE

Name	Previous Times Here	Best Finish Here	Name	Previous Times Here	Best Finish Here
Austin Eckroat	1	Tie 16, 2023	Fred Funk	17	Tie 5, 1991
Danny Edwards	12	Tie 9, 1982	Rod Funseth	9	Tie 17, 1970
David Edwards	20	2nd, 1989, 1991	Ed Furgol	8	3rd, 1957
Jerry Edwards	7	Tie 6, 1963	Marty Furgol	6	Tie 11, 1953
Joel Edwards	7	Tie 12, 2002	Jim Furyk	23	2nd, 1998, 2007
Dave Eichelberger	14	Tie 40, 1977	Raymond Gafford	7	Tie 4, 1952
Brad Elder	3	Tie 26, 2001	Tommy Gainey	3	3rd, 2012
Lee Elder	13	4th, 1973	Jeff Gallagher	3	Tie 10, 1996
Steve Elkington	21	Tie 15, 1995	Jim Gallagher Jr.	11	3rd, 1992
Danny Ellis	1	Missed Cut, 2004	Robert Gamez	13	Tie 5, 2004
Richard Ellis	1	Missed Cut, 1974	Sergio Garcia	10	Champion, 2001
Wes Ellis, Jr.	1	Tie 36, 1959	Scott Gardiner	1	Missed Cut, 2013
Ernie Els	2	Tie 67, 1996	Buddy Gardner	10	Tie 7, 1985
Harrison Endycott	1	Missed Cut, 2023	Brice Garnett	6	Tie 30, 2014
John Engler Jr.	1	Missed Cut, 2006	Bill Garrett	2	70th, 1970
Harris English	8	2nd, 2016	Robert Garrigus	3	Tie 64, 2008
*Billy Erfurth	2	Tie 39, 1953	Bobby Gates	3	Tie 66, 2012
Randy Erskine	1	Tie 21, 1975	Jimmy Gauntt	1	Tie 36, 1953
Derek Ernst	2	Tie 46, 2013	Brian Gay	18	Tie 2, 2001
Bob Estes	21	Tie 6, 2000	*Bobby Gee	1	Missed Cut, 1990
Tom Evans	2	Missed Cut, 1974-75	Al Geiberger	26	Champion, 1975, 1979
Max Evans	1	49th, 1956	Brent Geiberger	8	Tie 24, 2000
Matt Every	6	Tie 4, 2013	Vic Ghezzi	3	Tie 6, 1947
Jack Ewing	2	Tie 11, 1974	Doug Ghim	4	Tie 14, 2021
Brad Fabel	3	Tie 30, 1987	Kelly Gibson	2	Missed Cut, 1993
Don Fairfield	6	Tie 28, 1960	Gibby Gilbert	12	Tie 17, 1970
Nick Faldo	3	Tie 23, 1989	Bob Gilder	14	Tie 5, 1976
Derek Fathauer	4	Tie 42, 2018	*Vinnie Giles	1	Missed Cut, 1973
Brad Faxon	16	Tie 2, 1997	Tom Gillis	4	Tie 19, 2012
George Fazio	2	Tie 17, 1947	Bill Glasson	13	Tie 20, 1997
David Feherty	1	Tie 56, 1994	Dave Glenz	1	Missed Cut, 1975
Rick Fehr	6	Tie 4, 1992	Michael Gligic	1	Missed Cut, 2021
Keith Fergus	12	Tie 14, 1979	Lucas Glover	15	Tie 8, 2021
Jim Ferree	8	Tie 5, 1962	Randy Glover	4	Tie 13, 1966
Jim Ferrier	6	Tie 12, 1951	Bob Goalby	17	Tie 11, 1967
Mike Fetchick	2	26th, 1957	Bob Goetz	1	Missed Cut, 1974
Forrest Fezler	6	Tie 29, 1976	Matt Gogel	4	Tie 36, 2002
Tony Finau	8	2nd, 2019	Mathew Goggin	4	Tie 46, 2008
Dow Finsterwald	13	2nd, 1955	Joel Goldstrand	1	Tie 35, 1970
Dow Finsterwald Jr.	4	Missed Cut, 1990-92, 94	Fabian Gomez	4	Tie 27, 2015
Ed Fiori	12	Tie 9, 1980	Andres Gonzales	1	Tie 71, 2015
Matthew Fitzpatrick	2	Tie 32, 2020	Ernie Gonzalez	1	Missed Cut, 1987
Pat Fitzsimons	2	Tie 38, 1974	Talor Gooch	5	Tie 14, 2021
Nick Flanagan	1	Missed Cut, 2008	Retief Goosen	1	Missed Cut, 2015
John Flannery	1	Missed Cut, 1993	J. C. Goosie	1	Tie 36, 1958
Jack Fleck	7	Tie 10, 1963	Will Gordon	2	Tie 52, 2023
Marty Fleckman	6	Tie 21, 1976	Jason Gore	4	Missed Cut, 2007-08, 2016
Tommy Fleetwood	2	Tie 35, 2022	David Gossett	1	Tie 48, 2002
Bruce Fleisher	7	Tie 10, 1992	Paul Goydos	13	Tie 2, 1999
Pete Fleming	1	43rd, 1954	Braden Grace	3	Tie 19, 2020
Steve Flesch	19	Champion, 2004	*John Grace	1	Missed Cut, 1976
Martin Flores	6	Tie 14, 2013	Wayne Grady	9	Tie 7, 1991
Ray Floyd	26	Tie 7, 1981	David Graham	18	Tie 6, 1988
Doug Ford	16	Tie 2, 1953	Lou Graham	14	Tie 7, 1974
Dan Forsman	13	Tie 10, 1998	*John Granger	1	Tie 62, 1973
John Fought III	4	Tie 16, 1980	Thomas Gray	1	Tie 12, 1983
Rickie Fowler	10	Tie 5, 2012	Ken Green	5	Tie 11, 1988
Ryan Fox	1	Tie 21, 2023	Hubert Green	11	3rd, 1975
*Steven Fox	1	Missed Cut, 2013	Jimmy Green	1	Tie 50, 2000
Carlos Franco	2	Missed Cut, 2000	Nathan Green	5	Tie 4, 2006
Harrison Frazar	14	4th, 1998	Bert Greene	7	6th, 1972
Robin Freeman	3	Tie 35, 2000	Bobby Greenwood	2	Missed Cut, 1970, 75
Bob Friend	1	Tie 51, 1999	Cody Gribble	4	Tie 41, 2017
Dylan Frittelli	4	Missed Cut, 2020-22	Ben Griffin	1	Tie 52, 2023
David Frost	27	Champion, 1997	Lanto Griffin	1	Missed Cut, 2020
Edward Fryatt	2	Missed Cut, 2000-01	Emiliano Grillo	8	Champion, 2023
			Gary Groh	2	Missed Cut, 1975-76
			Mathias Gronberg	3	Tie 54, 2004

*indicates amateur

BEST PREVIOUS FINISH HERE

Name	Previous	Times Here	Best Finish Here	Name	Previous	Times Here	Best Finish Here
Scott Gump	3		Tie 49, 1992	Harry Higgs	4		Tie 38, 2020
Luke Guthrie	3		Tie 27, 2013	Dave Hill	11		Tie 6, 1969
Bill Haas	12		Tie 8, 2011	Mike Hill	7		Tie 21, 1975
Fred Haas	14		2nd, 1954	Jimmy Hines	1		Tie 13, 1946
Hunter Haas	5		Tie 44, 2005	Lon Hinkle	12		Tie 3, 1983
Jay Haas	15		Tie 18, 2003	Larry Hinson	8		Tie 17, 1970
Jerry Haas	1		Missed Cut, 1991	Babe Hiskey	6		Tie 20, 1966
Chesson Hadley	6		Tie 20, 2018	Gabriel Hjertstedt	2		Tie 53, 1998
Adam Hadwin	6		Tie 5, 2015	Scott Hoch	17		Tie 2, 1991
Brandon Hagy	2		Missed Cut, 2017, 2021	Lee Hodges	2		Tie 29, 2023
James Hahn	6		Missed Cut, 2013, 14, 15, 17, 21, 22	Charley Hoffman	14		Tie 3, 2021
Paul Haley II	1		5, 2023	Morgan Hoffmann	2		Tie 12, 2017
Harry Hall	1		Tie 3, 2023	Ben Hogan	21		Champion, 1946, 1947, 1952, 1953, 1959
Gary Hallberg	14		Tie 5, 1983	*Royal Hogan	2		25th, 1946, 1947
Dan Halldorson	7		Tie 33, 1991	Tom Hoge	7		Tie 17, 2016
Jim Hallet	4		Tie 11, 1991	Tony Holguin	1		Tie 29, 1953
Bob Hamilton	3		Tie 5, 1946	Mike Holland	2		Missed Cut, 1982-83
Todd Hamilton	6		Tie 44, 2004	J.B. Holmes	2		Tie 71, 2009
Cole Hammer	1		Missed Cut, 2023	Frank (Bud) Holscher	4		Tie 24, 1955
Laurie Hammer	1		Tie 41, 1968	Max Homa	5		Tie 9, 2023
Donnie Hammond	8		Tie 35, 1985	Wilf Homenuik	2		Tie 12, 1971
Phil Hancock	4		Missed Cut, 1978-79	Herb Hooper	1		Missed Cut, 1972
Chick Harbert	1		Tie 6, 1947	*Ed Hopkins	1		Tie 50, 1956
Jack Harden	2		Tie 36, 1953	Billy Horschel	5		Tie 19, 2019
Nick Hardy	1		Tie 48, 2023	P. H. Horgan III	1		Tie 43, 1990
Brandon Harkins	1		Tie 66, 2018	Kazuhiro Hosokawa	3		Tie 22, 1997
Brian Harman	11		Tie 7, 2017	Beau Hossler	6		Tie 21, 2022
Paul Harney	6		Tie 9, 1961	Viktor Hovland	3		Tie 16, 2023
Chandler Harper	11		Champion, 1955	*Ralph Howe III	1		Missed Cut, 1989
Roland Harper	5		Tie 53, 1968	Charles Howell III	2		Tie 49, 2020
Scott Harrington	1		Missed Cut, 2020	Mark Hubbard	5		Tie 9, 2023
*John Harris	1		Tie 50, 1994	Bradley Hughes	2		Tie 65, 1999
Labron Harris, Jr.	7		Tie 12, 1973	Mackenzie Hughes	5		Tie 8, 2019
Dutch Harrison	10		Tie 3, 1950	John Huh	8		Tie 5, 2012
Dudley Hart	12		4th, 2002	Mike Hulbert	16		Tie 5, 1990
Morris Hatafsky	7		Tie 31, 1989	Ed Humenik	2		Missed Cut, 1992-93
Tyrrell Hatton	1		Tie 8, 2019	Billy Hurley III	4		Tie 30, 2014
Fred Hawkins	15		2nd, 1959	John Huston	15		Tie 6, 1993
Dale Hayes	1		Missed Cut, 1977	Yuta Ikeda	2		Tie 53, 2017
J.P. Hayes	6		Tie 52, 2003	Sungjae Im	5		Tie 10, 2020
Mark Hayes	14		Tie 27, 1979	Ryuji Imada	3		Missed Cut, 2010-11
Ted Hayes	2		Tie 50, 1972	Trevor Immelman	7		Tie 19, 2012
Clayton Heafner	4		Champion, 1948	Bob Inman	1		Tie 28, 1954
Vance Heafner	5		Tie 11, 1981	Joe Inman	8		Tie 5, 1982
Jerry Heard	10		Champion, 1972	John Inman	4		Tie 11, 1988
David Hearn	8		Tie 13, 2012	Walker Inman, Jr.	1		40th, 1956
Jay Hebert	14		Tie 9, 1960, 1961	Hale Irwin	22		2nd, 1981
Lionel Hebert	20		Tie 5, 1959	Tripp Isenhour	2		Missed Cut, 2004, 2007
Mike Heinen	3		Tie 30, 1994	Ryo Ishikawa	4		Tie 43, 2015
Scott Hend	3		Tie 6, 2005	Don Iverson	4		Tie 21, 1975
Russell Henley	2		Tie 16, 2023	Hiroshi Iwata	1		Tie 67, 2016
Nolan Henke	7		Tie 16, 1992	Tony Jacklin	3		Tie 19, 1968
Harold Henning	5		Tie 6, 1968	John Jacobs	3		Tie 52, 1972
Brian Henninger	7		Tie 8, 1998	Tommy Jacobs	9		2nd, 1964
Bunky Henry	3		Tie 43, 1970	Peter Jacobsen	24		Champion, 1984
J.J. Henry	20		Tie 22, 2009	Freddie Jacobson	11		Tie 30, 2014
Mark Hensby	4		Tie 12, 2007	Barry Jaeckel	11		Tie 12, 1976
Lucas Herbert	2		Tie 48, 2022	Stephan Jaeger	2		Tie 68, 2023
Jim Herman	3		Tie 33, 2015	Jim Jamieson	4		Tie 42, 1973
Tim Herron	23		Champion, 2006	Jazz Janewattananon	2		Missed Cut, 2017, 2020
Jeff Hewes	1		Tie 68, 1979	Don January	27		Tie 2, 1979
Kramer Hickok	6		Tie 14, 2021	Lee Janzen	16		Tie 11, 1993
Justin Hicks	2		Tie 62, 2013	Tom Jenkins	7		Tie 21, 1981
Doug Higgins	3		32nd, 1955	Joe Jimenez	1		Tie 34, 1960
Mike Higgins	1		Withdrew, 1974	Brandt Jobe	11		4th, 2003
Garrick Higgo	2		Missed Cut, 2022, 23	Per-Ulrik Johansson	3		Tie 11, 2001

*Indicates amateur

BEST PREVIOUS FINISH HERE

Name	Previous Times Here	Best Finish Here	Name	Previous Times Here	Best Finish Here
Dustin Johnson	3	Tie 14, 2014	Ky Laffoon	5	17th, 1947
George Johnson	3	Tie 7, 1972	Anirban Lahiri	5	Tie 6, 2016
Howie Johnson	6	Tie 9, 1970	Martin Laird	9	Tie 10, 2010-11
Richard Johnson	1	Tie 33, 2008	Derek Lamely	2	Tie 44, 2010
Richard S. Johnson	4	2nd, 2006	Neal Lancaster	8	Tie 33, 1995
Zach Johnson	18	Champion, 2010, 2012	Ralph Landrum	1	Tie 52, 1985
Al Johnston	1	Tie 22, 1963	Andrew Landry	4	Tie 49, 2020
Bill Johnston	3	Tie 22, 1958	Bernhard Langer	5	Tie 2, 2007
Ralph Johnston	3	Tie 26, 1972	Franklin Langham	4	Tie 32, 1996
Grier Jones	11	Tie 8, 1976	Scott Langley	5	Tie 27, 2015
Kent Jones	2	Tie 50, 2004	Nate Lashley	5	Tie 32, 2021
Matt Jones	11	Tie 12, 2022	Stephen Leaney	2	Tie 27, 2004
Steve Jones	9	Tie 6, 1996	Steve LeBrun	1	Missed Cut, 2013
Peter Jordan	2	4th, 1994	D.H. Lee	1	Withdrew, 2013
Mike Kallam	1	Missed Cut, 1974	Danny Lee	10	6th, 2017
Craig Kanada	1	Missed Cut, 2007	K.H. Lee	4	Tie 47, 2023
Sung Kang	6	Tie 37, 2012	Min Woo Lee	2	Tie 40, 2023
Robert Karlsson	2	Tie 5, 2011	Richard H. Lee	2	Tie 35, 2013
Monty Kaser	1	Tie 31, 1974	Stan Lee	1	Tie 26, 1977
Smylie Kaufman	2	Missed Cut, 2016, 2018	Ian Leggatt	2	Tie 61, 2002
Ryoken Kawagishi	1	Missed Cut, 1991	Tom Lehman	18	Champion, 1995
Jack Kay	1	Tie 50, 1956	Marc Leishman	8	Tie 13, 2016
*Jack Kay, Jr.	1	Missed Cut, 1986	Tony Lama	5	Tie 3, 1965, 1966
Jonathan Kaye	8	Tie 34, 2001	Justin Leonard	22	Tie 2, 2003
Martin Kaymer	1	Tie 40, 2019	Stan Leonard	8	Tie 4, 1956
Herman Keiser	3	Tie 4, 1948	Michael Letzig	1	Missed Cut, 2008
Jerry Kelly	17	Tie 7, 2007	Thomas Levet	1	Missed Cut, 2006
Spike Kelley	1	Tie 55, 1975	Wayne Levi	6	Tie 8, 1979
Skip Kendall	8	Tie 5, 2004	Spencer Levin	5	Tie 44, 2010
J.J. Killeen	1	Tie 37, 2012	J. L. Lewis	7	Tie 27, 2004
Bill Kerr	1	Tie 43, 1956	Jack Lewis	2	Tie 60, 1971
Anthony Kim	4	Tie 18, 2007	Tom Lewis	2	Missed Cut, 2020-21
Michael Kim	4	Tie 6, 2023	Frank Lickliter II	8	Tie 12, 2002
S.H. Kim	1	Missed Cut, 2023	Bruce Lietzke	27	Champion, 1980, 1992
Si Woo Kim	7	Tie 29, 2023	*Thomas Lim	1	Missed Cut, 2015
Whee Kim	4	Tie 34, 2017	Nicholas Lindheim	1	Tie 32, 2018
Chris Kirk	11	Champion, 2015	Pat Lindsey	1	72nd, 1984
Joe Kirkwood, Jr.	3	Tie 23, 1950	David Lingmerth	6	Tie 5, 2014
Kevin Kisner	10	Champion, 2017	David Lipsky	2	Tie 16, 2023
Kurt Kitayama	2	Tie 29, 2023	Luke List	4	Tie 57, 2023
Tom Kite	30	Tie 3, 1981	John Lister	4	Tie 15, 1975
Patton Kizzire	8	Tie 3, 2021	Lawson Little	5	Tie 9, 1947
Jeff Klauk	1	Tie 63, 2009	Gene Littler	29	Champion, 1971
Charles Klein	4	Tie 15, 1952	Edward Loar	1	Tie 73, 2012
Harold Kneece	1	Tie 31, 1964	Bobby Locke	2	Tie 3, 1947
Dick Knight	1	Tie 30, 1960	Bob Lohr	9	Tie 2, 1991
Colt Knost	7	Tie 10, 2015	Peter Lonard	7	Tie 3, 2005
Kenny Knox	7	Tie 35, 1990	Adam Long	5	Tie 19, 2019
Russell Knox	8	Tie 8, 2019	Lyn Lott	6	Tie 4, 1977
George Knudson	13	2nd, 1965	Dick Lotz	6	Tie 7, 1970
Gary Koch	10	Tie 5, 1983	John Lotz	2	Tie 33, 1968
Satoshi Kodaira	1	Tie 20, 2018	Andrew Loupe	2	Tie 45, 2014
Brooks Koepka	2	2nd, 2018	Davis Love III	26	2nd, 1987, 2000
Ben Kohles	1	Tie 62, 2013	Dru Love	1	Missed Cut, 2019
Jason Kokrak	8	Champion, 2021	Tom Lovelady	1	Tie 58, 2018
Greg Kraft	11	Tie 2, 1999	*Jamie Lovemark	1	Missed Cut, 2008
Kelly Kraft	3	Tie 18, 2017	Justin Lower	1	Tie 57, 2023
Bill Kratzert	8	Tie 19, 1985	Steve Lowery	13	Tie 33, 1995
Cliff Kresge	3	Tie 29, 2007	Shane Lowry	1	Missed Cut, 2020
Ted Kroll	9	Tie 3, 1958	Curtis Luck	1	Tie 34, 2017
Matt Kuchar	13	2nd, 2013	Bill Lunde	2	Withdrew, 2009
Hank Kuehne	2	Missed Cut, 2004	Bob Lunn	7	Tie 6, 1969
*Trip Kuehne	1	Missed Cut, 1995	Mark Lye	14	Tie 11, 1984, 1988
Massy Kuramoto	1	Tie 27, 1993	Jarrod Lyle	2	Tie 74, 2015
Doug Labelle II	3	Tie 36, 2007	Sandy Lyle	1	Missed Cut, 1997
Greg Ladehoff	1	Tie 68, 1986	Will Mackenzie	2	Tie 52, 2007
			Andrew Magee	13	Tie 7, 1990

*Indicates amateur

BEST PREVIOUS FINISH HERE

Name	Previous	Times Here	Best Finish Here	Name	Previous	Times Here	Best Finish Here
Jeff Maggert	16		3rd, 1993	Troy Merritt	5		7th, 2021
John Mahaffey	22		Tie 2, 1990	Hajime Meshiai	2		Tie 63, 1994
Hunter Mahan	14		Tie 10, 2011	Dick Metz	10		Tie 9, 1946
Ted Makalena	1		Tie 58, 1967	Dennie Meyer	1		Missed Cut, 1976
John Mallinger	4		Tie 13, 2010	Shaun Micheel	4		Tie 45, 2003
Bill Mallon	1		68th, 1977	Phil Mickelson	17		Champion, 2000, 2008
Peter Malnati	5		Tie 29, 2023	Cary Middlecoff	18		Champion, 1951
Roger Maltbie	18		Tie 15, 1982	*Danny Mijovic	1		Missed Cut, 1984
Lloyd Mangrum	15		2nd, 1952	Allen Miller	3		Tie 50, 1975
Bob Mann	1		Missed Cut, 1979	Johnny Miller	7		Tie 17, 1972
Stephen Marino	6		Tie 2, 2009	Lindy Miller	6		Tie 8, 1979
Dave Marr	12		Tie 10, 1964	Zack Miller	1		Missed Cut, 2011
Graham Marsh	1		Tie 48, 1977	Jon Mills	1		Tie 46, 2008
Fred Marti	11		2nd, 1972	Bobby Mitchell	8		Tie 19, 1974
Ben Martin	6		Tie 10, 2015	Jeff Mitchell	4		3rd, 1980
Casey Martin	1		Tie 62, 2000	Keith Mitchell	2		Tie 64, 2020
Doug Martin	3		Tie 18, 1998	Larry Mize	14		6th, 1985
Billy Martindale	5		Tie 10, 1965	Bryce Molder	8		Tie 5, 2010
Milton Marusic	1		Tie 39, 1953	*Edoardo Molinari	1		Missed Cut, 2006
Shigeki Maruyama	9		Tie 5, 2001	Francesco Molinari	1		Tie 53, 2019
Don Massengale	8		Tie 31, 1966	Jack Montgomery	7		Tie 13, 1968
Rik Massengale	7		Tie 11, 1977	Eric Monti	2		Tie 29, 1955
Jim Masserio	4		Tie 17, 1977	Orville Moody	9		Tie 3, 1971
Dick Mast	2		Tie 22, 1993	Ryan Moore	9		Tie 26, 2012
David Mathis	2		Tie 55, 2012	Taylor Moore	2		Missed Cut, 2022, 23
Hideki Matsuyama	1		Tie 10, 2014	Paul Moran	1		Missed Cut, 1974
Troy Matteson	3		Missed Cut, 2006, 2009, 2013	Gil Morgan	22		3rd, 1984
Len Mattiace	8		Tie 8, 2000	Collin Morikawa	4		2nd, 2020
Terry Mauney	2		Tie 16, 1980	Mike Morley	7		2nd, 1976
Bill Mawhinney	1		Tie 35, 1956	Bobby Morris	1		27th, 1947
Billy Maxwell	19		Tie 3, 1959	John Morse	3		Tie 16, 1996
Bob May	2		Tie 52, 2001	Larry Mowry	1		Tie 11, 1969
Dick Mayer	12		2nd, 1957	Jodie Mudd	8		Tie 37, 1988
Billy Mayfair	25		2nd, 2005	Trey Mullinax	3		Tie 40, 2019
Shelley Mayfield	4		Tie 15, 1954	Sebastian Munoz	3		Tie 3, 2021
Rives McBee	3		Tie 67, 1970	Bob Murphy	18		2nd, 1985
Blaine McCallister	14		Tie 23, 1991	Sean Murphy	1		Tie 62, 1996
Bob McCallister	3		Tie 40, 1962	Grayson Murray	1		Missed Cut, 2018
Scott McCarron	7		Tie 18, 1998	Kevin Na	16		Champion, 2019
Denny McCarthy	5		Tie 27, 2022	Kel Nagle	11		2nd, 1961
Gary McCord	7		Tie 7, 1974	Tommy Nakajima	2		Tie 43, 1988
Mike McCullough	6		Tie 36, 1983	Bill Nary	5		Tie 11, 1953
Mark McCumber	9		Tie 5, 1995	Jim Nelford	5		Tie 18, 1983
Tyler McCumber	2		Tie 50, 2021	Byron Nelson	18		Tie 3, 1954
Graeme McDowell	3		Tie 29, 2017	Larry Nelson	15		Tie 15, 1985
Jerry McGee	9		Tie 7, 1971	Matthew NeSmith	4		Tie 48, 2023
William McGirt	8		Tie 21, 2014	Dwight Nevil	4		Tie 62, 1973
Jim McGovern	2		Tie 46, 1995	Dave Newquist	1		Missed Cut, 1976
Jack McGowan	5		Tie 5, 1966	Jack Newton	3		Tie 60, 1979
Pat McGowan	6		Tie 47, 1984	Bobby Nichols	11		Tie 7, 1972
Max McGreevey	1		Tie 52, 2022	Gary Nicklaus	1		Missed Cut, 2000
Rory McIlroy	1		Tie 32, 2020	Jack Nicklaus	11		Champion, 1982
Parker McLachlin	2		Tie 59, 2008	Mike Nicolette	2		Tie 40, 1984
James McLean	1		Missed Cut, 2003	Joaquin Niemann	4		Tie 8, 2018
B. R. McLendon	8		Tie 11, 1977	Tom Nieporte	5		Tie 27, 1958
John McMullin	1		Tie 21, 1959	James Nitties	2		Tie 54, 2009
Maverick McNealy	5		Tie 20, 2021	Frank Nobile	5		Tie 33, 1998
George McNeill	8		Tie 5, 2015	Seung-Yul Noh	5		Tie 31, 2012
Artie McNickle	4		Tie 36, 1980	Alex Noren	2		Tie 29, 2023
Mark McNulty	2		Tie 5, 1983	Henrik Norlander	4		Tie 50, 2021
Spike McRoy	2		Tie 40, 2003	Greg Norman	5		2nd, 1993
Harold McSpaden	1		Tie 11, 1946	Tim Norris	4		Tie 11, 1985
Rocco Mediate	21		3rd, 1996	Vincent Norman	1		Tie 48, 2023
Steve Melnyk	12		Tie 4, 1978	Andy North	17		2nd, 1982
Bob Menne	3		Tie 26, 1974	Andrew Novak	1		Tie 40, 2023
John Merrick	7		Tie 26, 2013	Vern Novak	1		Missed Cut, 1974
				Arron Oberholser	5		Tie 4, 2006

*Indicates amateur

BEST PREVIOUS FINISH HERE

Name	Previous Times Here	Best Finish Here	Name	Previous Times Here	Best Finish Here
*Alberto Ochoa	1	Missed Cut, 1997	Don Pooley	7	Tie 35, 1985
Joe Ogilvie	7	Tie 14, 2004	Joe Porter	3	Tie 8, 1975
Geoff Ogilvie	13	Tie 7, 2008	J.T. Poston	7	Tie 10, 2020
Brett Ogle	4	Tie 15, 1995	Johnny Pott	11	2nd, 1962
*Andy Ogletree	1	Missed Cut, 2020	Ted Potter Jr.	3	Tie 18, 2013
Mac O'Grady	6	Tie 16, 1988	Ian Poulter	8	Tie 3, 2021
David Ogrin	10	Tie 2, 1997	Seamus Power	2	Missed Cut, 2019
Sean O'Hair	10	Tie 2, 2017	Greg Powers	1	Tie 28, 1982
Nick O'Hern	5	Tie 12, 2006-07	Aron Price	2	Tie 50, 2010
Aki Ohmachi	1	Missed Cut, 1988	Nick Price	17	Champion, 1994, 2002
Paul O'Leary	1	Tie 23, 1950	Dicky Pride	3	Tie 54, 2013
Ed Oliver	8	3rd, 1955	Alex Prugh	3	Tie 65, 2015
Mark O'Meara	17	Tie 4, 1985	Dillard Pruitt	3	Tie 6, 1992
Peter Oosterhuis	9	Tie 18, 1976, 1984	Ted Purdy	6	Tie 13, 2005
Steve Oppermann	1	Tie 53, 1968	Tom Purtzer	26	Champion, 1991
Louis Oosthuizen	6	Tie 5, 2018	Andrew Putnam	5	Tie 3, 2019
Carlos Ortiz	5	Tie 40, 2021	Michael Putnam	3	Tie 36, 2007
Jeff Overton	8	Tie 3, 2010	Brett Quigley	11	Tie 4, 2006
Greg Owen	5	Tie 31, 2012	Jeff Quinney	3	Tie 7, 2008
Joe Ozaki	7	Tie 12, 1996	Sammy Rachels	2	Tie 15, 1984
Roy Pace	5	Tie 47, 1972	Dave Ragan	9	Tie 15, 1963
John Pak	1	Missed Cut, 2022	Jon Rahm	4	Tie 2, 2017
Arnold Palmer	16	Champion, 1962	Aaron Rai	2	Tie 12, 2023
Johnny Palmer	18	Champion, 1954	Chad Ramey	2	Tie 12, 2023
Ryan Palmer	20	Tie 3, 2016	*Richie Ramsay	1	Missed Cut, 2007
Rod Pampling	15	Tie 2, 2008	Ross Randall	1	Tie 57, 1974
C.T. Pan	6	Tie 3, 2019	Sam Randolph	4	Tie 52, 1989
Brenden Pappas	2	Tie 62, 2003	Henry Ransom	3	Tie 5, 1946
S.J. Park	1	Missed Cut, 2015	Charles Raulerson	1	Tie 31, 2000
Roger Parker	1	72nd, 1974	Mike Reaser	1	Missed Cut, 1975
Jesper Parnevik	6	Tie 11, 2001	Chez Reavie	12	Tie 5, 2011
Craig Parry	10	3rd, 1995	Doc Redman	3	Tie 58, 2020
Jerry Pate	12	Tie 2, 1978	Patrick Reed	6	Tie 7, 2020
Steve Pate	16	Tie 16, 1988	Dean Refram	2	Missed Cut, 1969, 1976
*Chris Patton	1	Missed Cut, 1990	Victor Regalado	9	Tie 36, 1980
Carl Paulson	4	Tie 24, 2000	Mike Reid	22	Tie 5, 1983
Dennis Paulson	5	Tie 31, 2004	Steve Reid	3	Tie 46, 1968
Corey Pavin	32	Champion, 1985, 1996	Kyle Reifers	5	5th, 1916
Bob Payne	2	Tie 34, 1975	Jack Renner	10	Tie 8, 1979
Eddie Pearce	5	Tie 64, 1976	Jim Renner	1	Missed Cut, 2014
Calvin Peete	2	Tie 33, 1986	Rick Rhoads	1	Tie 70, 1974
Toney Penna	5	2nd, 1947	Dick Rhyan	3	Tie 46, 1971
David Peoples	6	Tie 33, 1991	Tad Rhyan	1	75th, 1993
Cameron Percy	2	Missed Cut, 2017, 2021	Tag Ridings	2	Tie 64, 2008
Mito Pereira	1	Tie 7, 2022	Robert (Skee) Riegel	2	Tie 19, 1951
Pat Perez	17	4th, 2007	John Riegger	1	Withdrew, 2004
Victor Perez	1	Missed Cut, 2020	Chris Riley	5	Tie 14, 2004
Craig Perks	5	4th, 2004	Davis Riley	2	Tie 4, 2022
Tom Pernice Jr.	10	Tie 33, 1999	Larry Rinker	10	Tie 40, 1992
Chris Perry	6	Tie 23, 1991	Lee Rinker	2	Tie 53, 1998
Kenny Perry	24	Champion, 2003, 2005	Wes Roach	1	Missed Cut, 2014
Peter Persons	3	Tie 29, 1991	*Hillman Robbins, Jr.	2	19th, 1956
John Peterson	2	Tie 26, 2013	Loren Roberts	17	Tie 4, 1993
Tim Petrovic	9	Tie 5, 2004	Patrick Rodgers	7	Tie 14, 2020
Carl Pettersson	13	Tie 22, 2010	Phil Rodgers	14	4th, 1972
Mark Pfeil	7	Tie 4, 1984	*Anthony Rodriguez	1	Missed Cut, 1995
Mark Pflingston	1	Disqualified, 1989	Chi Chi Rodriguez	21	Tie 3, 1965
Henry Picard	4	Tie 5, 1946	Bill Rogers	15	Tie 3, 1986
Scott Piercy	12	Tie 7, 2017	John Rollins	12	Tie 4, 2013
Martin Piller	3	Tie 6, 2016	Andres Romero	3	Tie 66, 2012
Scott Pinckney	1	Tie 65, 2015	Bob Rosburg	15	Tie 7, 1971
*James Plot	1	Missed Cut, 2022	Clarence Rose	7	5th, 1988
Jerry Pittman	1	Tie 22, 1963	Justin Rose	10	Champion, 2018
Gary Player	17	2nd, 1963, 1969	Hugh Royer	1	Missed Cut, 1971
Dan Pohl	23	Champion, 1986	Hugh Royer III	1	Missed Cut, 1996
D.A. Points	4	75th, 2021	Mason Rudolph	13	Tie 4, 1975
			Jack Rule, Jr.	3	Tie 12, 1964

*Indicates amateur

BEST PREVIOUS FINISH HERE

Name	Previous	Times Here	Best Finish Here	Name	Previous	Times Here	Best Finish Here
Dave Rummells	8		Tie 22, 1988	Brandt Snedeker	11		Tie 2, 2015
Sam Ryder	4		Missed Cut, 2020-23	Ed Sneed	12		Tie 6, 1977
Charlie Rymer	1		Tie 58, 1995	Ansel Snow			Withdraw, 1953
Rory Sabbatini	22		Champion, 2007	Joey Snyder III	1		Missed Cut, 2005
Ed Sabo	1		Tie 64, 1977	*Jim Sorenson	1		Missed Cut, 1986
Jamie Sadlowski	1		Missed Cut, 2017	Annikka Sorenstam	1		Missed Cut, 2003
Bill Sander	4		Tie 37, 1987	Ramon Sota	1		Tie 42, 1964
Doug Sanders	18		Champion, 1961	Mike Souchak	15		Champion, 1956
Cesar Sanudo	3		Missed Cut, 1972-73	J.J. Spaun	4		Tie 63, 2023
Gene Sauers	10		Tie 6, 1986	Jordan Spieth	11		Champion, 2016
Sam Saunders	3		Tie 24, 2017	Mike Sposa	2		Tie 11, 2001
Xander Schauffele	4		Tie 3, 2020	Steve Spray	4		Tie 23, 1968
Scottie Scheffler	4		2nd, 2022	Mike Springer	3		Tie 30, 1994
Adam Schenk	6		2, 2023	Craig Stadler	15		Tie 10, 1992
John Schlee	10		Tie 12, 1976	Kevin Stadler	7		7th, 2011
Ollie Schneiderjans	3		Tie 29, 2017	Scott Stallings	11		Tie 4, 2013
George Schneider	6		8th, 1946	Mike Standly	6		Tie 29, 1995
Steve Schneider	1		Missed Cut, 1996	Kyle Stanley	8		Tie 8, 2021
George Schoux	2		Tie 15, 1947	Paul Stankowski	6		Tie 66, 1995
John Schroeder	13		2nd, 1977	Bobby Stanton	4		Tie 53, 1969
Ted Schulz	3		Tie 45, 1993	Nate Starks	1		Tie 55, 1975
Matthias Schwab	2		Tie 57, 2022	Brendan Steele	4		Missed Cut, 2011, 2013, 2019, 2020
Charl Schwartzel	2		Tie 25, 2016	Jerry Steelsmith	4		Tie 41, 1963
Adam Scott	6		Champion, 2014	Shawn Stefani	5		Tie 19, 2015
*Juan Segura	1		42nd, 1951	Brett Stegmaier	1		Tie 65, 2016
Chase Seiffert	1		Missed Cut, 2021	Henrik Stenson	4		Tie 27, 2010
John Senden	16		Tie 5, 2014	Richard Sterne	1		Missed Cut, 2015
Shubhankar Sharma	1		Tie 20, 2018	Sam Stevens	1		Tie 29, 2023
Bob Shaw	1		Missed Cut, 1972	Earl Stewart, Jr.	18		Tie 6, 1968
Tom Shaw	8		Tie 7, 1970	Payne Stewart	15		2nd, 1984, 1986
Bob Shearer	4		Tie 14, 1979	Darron Stiles	1		Missed Cut, 2013
Patrick Sheehan	4		Tie 28, 2003	Ken Still	13		Tie 13, 1968
Robby Shelton	3		Tie 29, 2023	Dave Stockton	28		Champion, 1967
Jack Shields	3		Tie 26, 1952	Dave Stockton Jr.	7		Tie 30, 1994
Conrad Shindler	1		Tie 32, 2018	Andre Stolz	1		Missed Cut, 2005
Wes Short Jr.	1		Tie 37, 2006	Bob Stone	2		Tie 52, 1972
Tom Sieckmann	5		77th, 1990	Tyler Strafaci	1		Missed Cut, 2022
Charles Sifford	8		Tie 15, 1973	Sepp Straka	3		Tie 29, 2023
Curtis Sifford	3		Missed Cut, 1973-75	Frank Stranahan	5		Tie 23, 1956
Greyson Sigg	2		Missed Cut, 2022-23	Curtis Strange	16		Tie 3, 1981
Dan Sikes	8		Tie 8, 1967	Robert Streb	8		Tie 19, 2015
R. H. Sikes	8		2nd, 1966	Ron Streck	8		Tie 11, 1981
Tony Sills	4		Tie 4, 1984	Kevin Streelman	14		Tie 10, 2011
Larry Silveira	1		Missed Cut, 1991	Steve Stricker	13		Champion, 2009
Ben Silverman	2		Tie 11, 2018	Chris Stroud	9		Tie 7, 2013
Michael Sim	2		Tie 27, 2010	Brian Stuard	9		Tie 22, 2013
*Randy Simmons	1		Missed Cut, 1974	Larry Stubblefield	1		Missed Cut, 1974
Jim Simons	11		Tie 15, 1974	Justin Suh	1		Tie 16, 2023
Scott Simpson	17		2nd, 1994	Mike Sullivan	12		Tie 6, 1986
Tim Simpson	12		Tie 3, 1989	Daniel Summerhays	7		Tie 35, 2013
Webb Simpson	7		Tie 3, 2016	David Sutherland	1		Missed Cut, 1998
Joey Sindelar	23		Tie 2, 1988	Kevin Sutherland	10		Tie 9, 2009
Jeev Milkha Singh	1		Missed Cut, 2010	Hal Sutton	16		Tie 5, 2003
Vijay Singh	14		Tie 6, 2009	Adam Svensson	1		Tie 40, 2022
Roger Sloan	1		Tie 31, 2019	Andrew Svoboda	2		Missed Cut, 2014, 2015
Heath Slocum	12		Tie 26, 2005	Hudson Swafford	4		Tie 45, 2021
Jeff Sluman	20		2nd, 1996, 1999	Hideemichi Tanaka	1		Withdraw, 2004
Alex Smalley	2		Tie 27, 2022	Alan Tapie	6		Tie 20, 1979
Al Smith	2		Tie 27, 1950	Callum Tarren	1		Missed Cut, 2023
Bob E. Smith	12		Tie 8, 1976	Phil Tataurangi	2		Tie 5, 2002
Cameron Smith	3		Missed Cut, 2017, 2018, 2020	Ben Taylor	1		Missed Cut, 2023
Chris Smith	3		Missed Cut, 2001, 2003	Nick Taylor	9		Tie 27, 2015
Jerry Smith	1		75th, 2006	Vaughn Taylor	12		Tie 17, 2006
Mike Smith	3		Tie 11, 1985	Glen Teal	2		Tie 21, 1950
*Reynolds Smith	1		26th, 1946	Josh Teater	7		Tie 16, 2011
Austin Smotherman	2		Tie 21, 2023	Brian Tennyson	3		Tie 7, 1990
J. C. Snead	11		Tie 34, 1975	Doug Tewell	18		Tie 4, 1980
Sam Snead	4		Champion, 1950	Roland Thatcher	2		Missed Cut, 2011

BEST PREVIOUS FINISH HERE

Name	Previous Times Here	Best Finish Here	Name	Previous Times Here	Best Finish Here
Sahith Theegala	2	Tie 57, 2022	Matt Wallace	3	Tie 56, 2021
Justin Thomas	3	Tie 10, 2020	Bobby Walzel	6	Tie 42, 1979
Barney Thompson	2	Tie 57, 1981	Fred Wampler	3	Tie 29, 1953
Jimmy Thompson	2	23rd, 1946	*Harvie Ward, Jr.	2	Tie 3, 1954
Leonard Thompson	14	Tie 6, 1979	Charles Warren III	3	Tie 58, 2007
Michael Thompson	9	Tie 10, 2014	Aaron Watkins	1	Missed Cut, 2013
Nicholas Thompson	5	Tie 3, 2014	Nick Watney	10	Tie 8, 2019
Rocky Thompson	6	22nd, 1968	Bubba Watson	3	Tie 7, 2020
Peter Thomson	9	Tie 6, 1956	Denis Watson	11	Tie 43, 1986
Chuck Thorpe	1	Tie 60, 1972	Tom Watson	24	Champion, 1998
Jim Thorpe	13	Tie 22, 1993	Brian Watts	5	Tie 11, 1999
Chris Tidland	1	Withdrew, 2010	DeWitt Weaver, Jr.	7	Tie 46, 1971
Brendon Todd	8	3rd, 2022	H. R. (Bert) Weaver	5	Tie 11, 1959
Harry Todd	10	2nd, 1946	Boo Weekley	10	Champion, 2013
Esteban Toledo	7	Tie 8, 2002	*Wilford Wehrle	3	22nd, 1946
Tommy Tolles	4	Tie 6, 1996	D. A. Weibring	21	3rd, 1995
David Toms	20	Champion, 2011	Matt Weibring	2	Missed Cut, 2009
Bob Toski	5	Tie 17, 1951	Mike Weir	13	Tie 8, 2000
Peter Townsend	1	Missed Cut, 1970	Tom Weiskopf	20	Champion, 1973
D.J. Trahan	8	Tie 7, 2007	Richy Werenski	5	Tie 45, 2021
Martin Trainer	1	Tie 52, 2022	Kyle Westmoreland	1	Missed Cut, 2023
Lee Trevino	21	Champion, 1976, 1978	Lee Westwood	1	Missed Cut, 2021
Cameron Tringale	9	Tie 32, 2021	Brett Wetterich	3	Tie 52, 2007-08
Kirk Triplett	17	Tie 13, 2000	Vincent Whaley	2	Tie 20, 2021
Bill Trombley	1	Tie 27, 1957	Steve Wheatcroft	1	Tie 74, 2015
Ted Tryba	4	Missed Cut, 1994-95, 2000	O'Neal (Buck) White	4	Tie 17, 1952
Mike Tschetter	1	Missed Cut, 1988	Don Whitt	3	Tie 4, 1961
Chris Tucker	1	Missed Cut, 1992	Charlie Wi	6	2nd, 2011
Murray Tucker	1	Tie 35, 1956	Mark Wiebe	11	Tie 6, 1988
Jerod Turner	1	Tie 59, 2010	Jim Wiechers	5	11th, 1973
Marc Turnesa	2	Missed Cut, 2009, 2011	Terry Wilcox	1	Tie 29, 1970
Bob Tway	22	Tie 6, 1997	Will Wilcox	1	Missed Cut, 2016
Kevin Tway	7	Tie 18, 2017	Tim Wilkinson	2	Tie 47, 2016
Greg Twiggs	2	Tie 59, 1993	Danny Willett	2	Missed Cut, 2020, 23
Howard Twitty	15	Tie 14, 1979	Chris Williams	1	Missed Cut, 2014
Tray Tyner	1	Tie 46, 1987	Lee Williams	1	Missed Cut, 2013
Peter Uihlein	4	Tie 14, 2020	Jay Williamson	3	Tie 28, 2003
Tom Ulozas	1	Missed Cut, 1973	Garrett Willis	1	Disqualified, 2002
Wally Ulrich	4	Tie 11, 1953	*Bob Willits	1	26th, 1947
Hal Underwood	1	Tie 60, 1971	Brian Wilson	1	Tie 62, 2001
Bob Unger	2	Missed Cut, 1974-75	Dean Wilson	7	Tie 12, 2006
Brett Upper	1	Missed Cut, 1986	Mark Wilson	7	Tie 10, 2008
Omar Uresti	5	Tie 38, 1996	Bo Wininger	14	Tie 6, 1956
Stan Utley	4	Tie 7, 1991	Aaron Wise	1	Missed Cut, 2018
Tommy Valentine	3	Tie 34, 1982	Casey Wittenberg	2	Missed Cut, 2005, 2013
Tyrone Van Aswegen	4	Tie 14, 2018	Bob Wolcott	1	71st, 1991
Erik van Rooyen	3	Missed Cut, 2020, 22-23	Matt Wolff	1	54th, 2020
Bo Van Pelt	12	3rd, 2011	Randy Wolff	2	Tie 24, 1971
Harold Varner III	4	Tie 19, 2020	Willie Wood	9	Tie 7, 1985
Jhonattan Vegas	7	Tie 31, 2019	Larry Wood	3	Tie 31, 1972
Ken Venturi	10	2nd, 1958	Gary Woodland	3	9th, 2020
Scott Verplank	21	Tie 5, 2010	Jeff Woodland	1	Missed Cut, 1994
Bob Verwey	4	Tie 35, 1970	Tiger Woods	1	Tie 4, 1997
Camilo Villegas	7	Tie 26, 2013	Jim Woodward	1	Missed Cut, 1992
Ellsworth Vines	3	Tie 13, 1946	Lew Worsham	1	Tie 12, 1947
Michael Visacki	1	Missed Cut, 2021	Robert Wrenn	4	Tie 31, 1989
*Mitch Voges	1	Missed Cut, 1992	Brandon Wu	1	Missed Cut, 2022
Norman Von Nida	1	Tie 10, 1950	Dylan Wu	1	Missed Cut, 2023
Ernie Vossler	19	Tie 7, 1959	Bob Wynn	4	Tie 70, 1977
Bobby Wadkins	19	Tie 5, 1983	Mike Wynn	1	Tie 45, 1975
Lanny Wadkins	22	Champion, 1988	Dudley Wysong	4	Tie 9, 1968
Tucker Wadkins	1	Missed Cut, 2019	Bert Yancey	10	2nd, 1971
Fred Wadsworth	1	Tie 18, 1987	*Gunn Yang	1	Tie 65, 2015
Grant Waite	4	Tie 41, 1997	Y.E. Yang	6	Tie 31, 2013
Johnson Wagner	8	Tie 34, 2016	Kaname Yokoo	3	Tie 55, 2000
Duffy Waldorf	17	Tie 4, 1993	Carson Young	1	Tie 21, 2023
Jimmy Walker	9	Tie 10, 2014	Bruce Zabriski	1	Missed Cut, 1992
Art Wall, Jr.	19	Tie 11, 1957	Will Zalatoris	2	Tie 59, 2021

BEST PREVIOUS FINISH HERE

Name	Previous Times Here	Best Finish Here	Name	Previous Times Here	Best Finish Here
Kermit Zarley, Jr.	15	Tie 6, 1973			
Bob Zender	3	Missed Cut, 1974-75, 79			
Xinjun Zhang	3	73rd, 2021			
Larry Ziegler	9	Tie 17, 1970			
Al Zimmerman	1	38th, 1952			
Billy Ziobro	2	Missed Cut, 1974-75			
Fuzzy Zoeller	21	Champion, 1981			
Richard Zokol	5	Tie 16, 1992			

INDIVIDUAL PLAYER PERFORMANCES

Listed here are the player performances of all the golfers who have competed at Colonial during the past 10 tournaments, plus all former champions.

Name	Year	Score	Rounds	Finish	Money
Tyler Aldridge	2016	277	69-70-71-67	25-T	53,432
Tyson Alexander	2023	(142)	72-70	Cut	
Fulton Allem	1988	(150)	77-73	Cut	
	1989	279	66-73-69-71	12-T	19,600
Champion 1993	1990	290	71-76-75-69	67-T	2,050
	1992	273	69-65-71-68	10-T	28,817
	1993	264	66-63-68-67	1	234,000
	1994	(144)	73-71	Cut	
	1995	(144)	71-73	Cut	
	1996	(148)	74-74	Cut	
	1997	277	67-69-67-74	33-T	8,100
	1998	282	69-69-72-72	53-T	5,156
	1999	289	72-73-72-72	75-T	5,292
	2000	(77)	77-x		
	2001	278	68-73-67-70	26-T	27,800
	2002	(148)	73-75	Cut	
	2003	293	75-66-74-78	76	9,400
	2004	(144)	70-74	Cut	
	2005	(142)	71-71	Cut	
	2006	(147)			
	2007	(147)	76-71	Cut	
	2008	214	72-69-73-cut	74-T	11,468
	2009	(146)	74-72	Cut	
	2011	(152)	77-75	Cut	
	2012	(147)	73-74	Cut	
			<i>x - withdrew after 18 holes.</i>		
			<i>y - withdrew after 15 holes.</i>		
Robert Allenby	1999	(145)	71-74	Cut	
	2000	288	71-68-77-72	62-T	6,996
	2001	275	72-68-65-70	15-T	64,000
	2002	(144)	73-71	Cut	
	2004	285	67-76-73-69	54-T	11,978
	2006	274	71-67-66-70	17-T	75,900
	2012	(154)	75-79	Cut	
	2013	(141)	70-71	Cut	
	2014	278	68-70-68-72	38-T	26,240
Byeong-Hun An	2010*	(141)	71-70	Cut	
	2019	287	69-72-77-69	68	14,892
	2020	281	67-71-69-74	60-T	16,650
	2021	280	67-71-70-72	50-T	18,325
	2023	279	67-66-72-74	21-T	82,324
Abraham Ancer	2018	277	70-68-66-73	52-T	16,472
	2019	285	68-72-75-70	58-T	15,987
	2020	270	64-70-66-70	14-T	129,375
	2021	275	70-71-67-67	14-T	125,625
	2022	(142)	70-72	Cut	
Kiradech Aphibarnrat	2019	(146)	75-71	Cut	
Ryan Armour	2004	283	67-72-74-70	64-T	12,420
	2018	273	68-68-66-71	14-T	117,150
	2019	(145)	72-73	Cut	
John Augenstein	2021	276	69-68-69-70	20-T	68,437
Woody Austin	1995	275	67-69-66-73	4	67,200
	1996	281	66-74-66-70	16-T	23,250
	1997	(141)	71-70	Cut	
	2003	279	70-67-72-70	45-T	14,014
	2004	(144)	73-71	Cut	
	2005	(144)	75-69	Cut	
	2006	274	72-65-67-70	17-T	75,900
	2007	(140)	72-68	Cut	
	2009	266	63-68-67-68	6-T	214,450
	2010	(140)	67-73	Cut	
	2014	(142)	72-70	Cut	
			<i>x - withdrew after 18 holes.</i>		
			<i>x - withdrew after nine holes.</i>		
Blayne Barber	2016	279	72-68-71-68	34-T	32,411
	2017	(149)	74-75	Cut	
Paul Barjon	2022	(151)	80-71	Cut	
Ricky Barnes	2010	265	66-66-67-66	7-T	199,950
	2011	(142)	72-70	Cut	
	2012	(145)	74-71	Cut	
	2013	(141)	68-73	Cut	
	2014	282	68-71-73-70	60-T	13,952
	2016	280	68-71-68-73	42-T	23,450
	2017	278	75-68-67-68	18-T	86,940
Charles Beljan	2013	(140)	71-69	Cut	
	2015	(145)	72-73	Cut	
Daniel Berger	2015	(142)	68-74	Cut	
Champion 2020	2019	284	71-67-71-75	53-T	16,819
	2020	265	65-67-67-66	1	1,350,000
	2021	276	68-68-72-68	20-T	68,437
	2022	279	71-70-69-69	23-T	77,700
Christiaan Bezuidenhout	2020	(139)	69-70	Cut	
	2022	277	68-68-69-72	15-T	132,300
	2023	279	70-68-71-71	21-T	82,324
Akshay Bhatia	2023	284	69-68-70-77	56	20,271
Zac Blair	2015	281	66-71-70-74	62-T	13,910
	2016	(142)	69-73	Cut	
	2017	(148)	73-75	Cut	
	2020	279	71-65-75-68	55-T	17,475
	2023	(149)	73-76	Cut	
Aaron Baddeley	2004	284	68-71-74-71	50-T	12,905
	2005	270	69-66-67-68	6-T	163,600
	2006	(146)	73-73	Cut	
	2012	287	71-70-73-73	63-T	13,568
	2013	(147)	74-73	Cut	
	2014	280	68-67-71-74	51-T	15,061
	2015	(145)	72-73	Cut	
	2016	282	71-70-69-72	55-T	15,008
	2017	(146)	75-70	Cut	
	2018	(145)	75-70	Cut	
	2019	(283)	73-69-71-70	48-T	18,571
	2023	279	70-71-71-67	21-T	82,324
Sang-Moon Bae	2012	217	70-70-77-cut	77	11,904
	2013	286	69-70-70-77	76-T	11,968
	2015	(142)	75-67	Cut	
Briny Baird	2001	285	72-68-71-74	62-T	8,520
	2002	281	71-71-70-69	33-T	24,295
	2003	275	70-68-68-69	21-T	48,357
	2004	284	71-69-71-73	50-T	12,905
	2005	282	69-65-75-73	65-T	11,704
	2008	276	68-70-67-71	15-T	80,409
	2009	(142)	70-72	Cut	
	2010	(144)	70-74	Cut	
	2014	287	71-70-72-74	74	12,288
Ian Baker-Finch	1985	285	71-71-69-74	52-T	1,143
	1989	270	65-70-65-70	1	180,000
Champion 1989	1990	279	73-71-71-64	15-T	16,000
	1991	272	70-65-71-66	7-T	36,150
	1992	276	71-67-69-69	30-T	8,255
	1993	277	74-67-68-68	33-T	6,034
	1994	(145)	70-75	Cut	
	1995	(152)	76-76	Cut	
	1996	x		x	
	2001	(151)	74-77	Cut	
	2009	(146)	68-78	Cut	
			<i>x - withdrew after nine holes.</i>		

*Indicates amateur

INDIVIDUAL PLAYER PERFORMANCES

Name	Year	Score	Rounds	Finish	Money	Name	Year	Score	Rounds	Finish	Money
Homero Blancas	1963*	306	76-76-76-78	59-T	high am	Julius Boros	1951	287	71-71-76-69	8	600
	1966	295	76-74-75-70	45-T	258		1952	297	75-74-74-74	24-T	188
Champion	1967	286	72-66-73-75	11-T	2,369	Champion	1955	287	72-69-75-71	4-T	1,430
1970	1968	292	76-77-67-72	23-T	975	1960	1957	298	79-75-72-72	33-T	
	1969	295	72-71-78-74	64-T	200	1963	1958	291	75-73-70-73	16-T	425
	1970	273	69-68-69-67	1	25,000		1959	306	77-76-75-78	45-T	100
	1971	286	67-73-71-75	7-T	3,412		1960	280	70-71-69-70	1	5,000
	1972	285	77-67-70-71	17-T	1,750		1961	304	78-75-76-75	52	100
	1973	290	70-72-78-70	35-T	741		1962	291	74-74-70-73	20-T	600
	1974	292	74-69-74-75	52-T	575		1963	279	71-66-71-71	1	12,000
	1975	(150)	77-73	Cut			1964	293	77-72-70-74	27-T	525
	1976	(148)	74-74	Cut			1965	281	72-68-72-69	7	3,400
	1977	(152)	78-74	Cut			1966	290	73-75-71-71	31-T	702
	1978	292	72-69-73-78	65-T	355		1967	287	71-72-71-73	16-T	1,782
	1979	(149)	69-80	Cut			1968	285	73-71-70-71	6-T	4,291
	1980	286	70-72-73-71	53-T	691		1969	292	72-72-74-74	47-T	258
	1987	(147)	74-73	Cut			1970	283	69-73-71-70	17-T	1,456
Richard Bland	2022	(145)	74-71	Cut			1971	285	71-71-67-76	3-T	6,081
Ryan Blaum	2017	279	70-72-70-67	24-T	57,270		1972	284	72-70-65-77	15-T	2,125
	2018	(153)	72-81	Cut			1973	280	69-72-70-69	5	6,150
	2019	(147)	73-74	Cut			1974	279	69-70-72-68	4	11,750
Jonas Blixt	2012	277	73-67-66-71	10-T	160,000		1975	291	73-73-74-71	40-T	975
	2013	271	67-68-67-69	11-T	147,200		1976	287	75-66-73-73	35-T	944
	2015	(148)	74-74	Cut			1977	285	68-72-75-70	26-T	1,390
	2016	282	67-69-75-71	55-T	25,008		1978	(146)	74-72	Cut	
	2019	273	67-64-74-68	5	292,000		1979	286	71-71-72-72	49-T	763
Michael Block	2023	(155)	81-74	Cut			1980	(148)	74-74	Cut	
Jason Bohn	2006	280	72-68-72-68	56-T	13,260	Steven Bowditch	2011	276	67-64-72-73	16-T	67,787
	2007	272	68-66-70-68	18-T	75,600		2013	(152)	82-70	Cut	
	2008	281	73-67-70-71	52-T	14,082		2014	(143)	72-71	Cut	
	2009	272	69-65-68-70	22-T	59,520		2015	(145)	69-76	x	
	2010	268	63-65-68-72	13-T	99,889		2016	276	69-68-71-68	22-T	69,680
	2011	(142)	73-69	Cut			2017	(147)	71-76	Cut	
	2012	286	70-70-71-75	57-T	14,144		<i>x - disqualified after 36 holes</i>				
	2014	(151)	78-73	Cut		Dominic Bozzelli	2017	289	71-70-78-70	69	13,938
	2015	269	69-69-68-63	2T	485,333		2019	289	73-69-68-79	70-T	14,527
	2016	279	68-72-70-69	34-T	32,411	Keegan Bradley	2016	(144)	72-72	Cut	
	2017	(152)	78-74	Cut			2020	274	69-69-67-69	32-T	41,875
Tommy Bolt	1951	290	70-72-73-75	15-T	350	Joseph Bramlett	2021	(146)	69-77	Cut	
	1952	285	70-73-75-67	3	1,875		2023	(143)	73-70	Cut	
Champion	1953	(220)	67-81-72-x	dq		Ryan Brehm	2022	(146)	73-73	Cut	
1958	1954	298	75-73-75-75	32		Scott Brown	2013	(142)	70-72	Cut	
	1955	(262)	71-72-78-y	wd			2014	(143)	74-69	Cut	
	1956	281	70-72-68-71	2	3,000		2015	276	70-71-67-68	33-T	31,525
	1957	293	72-76-73-72	18-T	315		2016	(147)	76-71	Cut	
	1958	282	68-70-70-74	1	5,000		2017	277	66-72-71-68	12-T	131,100
	1959	298	72-76-77-73	31-T	100		2018	(149)	78-71	Cut	
	1960	286	71-77-71-67	9-T	1,050		2019	283	67-73-72-71	48-T	18,571
	1961	294	72-78-73-71	28-T	315		2020	(140)	69-71	Cut	
	1962	304	72-79-76-77	51-T	100		2021	(142)	71-71	Cut	
	1963	303	72-76-75-80	56-T	150	Olin Browne	1998	(145)	76-69	Cut	
	1964	302	78-73-74-77	54-T	155		1999	272	73-67-66-66	1	504,000
	1965	288	69-78-72-69	22-T	894	Champion	2000	(144)	71-73	Cut	
	1966	(216)	75-70-71-y	wd		1999	2001	(143)	70-73	Cut	
	1967	292	72-74-70-76	35-T	520		2002	277	71-66-67-70	12-T	79,243
	1968	286	70-72-73-71	9-T	3,375		2003	274	67-71-68-68	18-T	70,000
	1969	290	71-72-72-75	37-T	574		2004	(144)	68-76	Cut	
	1970	(148)	76-72	Cut			2005	(143)	72-71	Cut	
	1972	(74)	74-z	dq			2006	280	70-69-71-70	56-T	13,260
	<i>x - disqualified after 72 holes. y - withdrew after 63 holes.</i>						2007	(140)	69-71	Cut	
	<i>z - disqualified during second round.</i>						2008	284	74-68-71-71	69	12,322
							2011	(143)	71-72	Cut	
							2014	(144)	71-73	Cut	
							2020	(152)	74-78	Cut	
						Wesley Bryan	2017	283	70-73-75-65	48-T	17,554
							2018	281	69-73-66-73	71-T	13,987

*Indicates amateur

INDIVIDUAL PLAYER PERFORMANCES

Name	Year	Score	Rounds	Finish	Money	Name	Year	Score	Rounds	Finish	Money
Hayden Buckley	2022	(148)	76-72	Cut		Billy Casper	1956	295	75-73-75-72	27-T	50
	2023	(143)	73-70	Cut			1957	296	72-76-74-74	27-T	
Bronson Burgoon	2016	(144)	72-72	Cut		Champion 1964 1968	1958	289	75-75-69-70	12-T	662
	2019	(146)	73-73	Cut			1960	291	70-74-77-70	30-T	110
	2020	275	68-68-70-69	38-T	32,625		1961	283	69-72-69-73	3	2,500
Sam Burns	2018	(153)	74-79	Cut			1962	287	71-72-73-71	11	1,200
	2019	281	69-72-70-70	31-T	39,663		1964	279	72-67-70-70	1	14,000
Champion 2022	2022	271	71-68-67-65	1	1,512,000		1965	288	70-73-73-72	22-T	894
	2023	275	67-70-70-68	6-T	293,625		1966	289	71-71-73-74	25-T	838
Jonathan Byrd	2002	276	73-67-68-68	8-T	120,400		1967	298	75-72-75-76	52-T	150
	2003	(142)	71-71	Cut			1968	275	68-71-68-68	1	25,000
	2004	(146)	72-74	Cut			1969	297	71-74-76-76	68-T	200
	2005	279	67-71-73-68	51-T	13,179	1973	291	75-73-74-69	42-T	555	
	2007	(140)	69-71	Cut		1974	292	68-76-74-74	52-T	575	
	2009	(141)	72-69	Cut		1975	286	73-68-73-72	15-T	4,000	
	2010	(139)	68-71	Cut		1976	(149)	74-75	Cut		
	2012	277	72-68-67-70	10-T	160,000	Roberto Castro	2012	279	67-74-68-70	19-T	72,229
	2013	(142)	69-73	Cut			2013	279	67-68-73-71	46-T	16,864
	2014	285	70-70-73-72	70-T	12,672		2014	(149)	73-76	Cut	
	2018	(144)	73-71	Cut			2016	284	73-68-69-74	65-T	14,003
	Angel Cabrera	2010	274	68-68-66-72	50-T	14,839	2019	(149)	76-73	Cut	
		2011	(140)	72-68	Cut		Bud Cauley	2012	(144)	71-73	Cut
	2013	276	70-67-70-69	31-T	38,800	2013		272	67-69-66-70	14-T	112,000
2014	(142)	71-71	Cut		2014	276		70-69-69-68	21-T	58,453	
2015	282	70-71-70-71	65-T	13,390	2017	282		74-66-71-71	41-T	24,150	
2016	(148)	73-75	Cut		2019	(143)		71-72	Cut		
2017	282	73-68-72-69	41-T	24,150	2020	273		71-67-67-68	29-T	51,375	
2020	272	68-67-69-68	23-T	65,250	Alex Cejka	2003		277	70-70-65-72	35-T	24,650
2021	277	73-66-71-67	32-T	40,125		2005	(144)	68-76	Cut		
Chad Campbell	2002	280	72-68-71-69	28-T	29,240	2007	275	67-65-72-71	36-T	25,230	
	2003	278	67-67-74-70	40-T	19,500	2008	277	67-72-67-71	26-T	43,310	
	2004	270	70-71-61-68	2	572,400	2009	(141)	70-71	Cut		
	2005	(145)	70-75	Cut		2011	277	69-69-66-73	31-T	33,687	
	2006	276	67-68-69-72	30-T	35,657	2018	280	66-69-76-69	66-T	14,484	
	2007	275	67-68-68-72	36-T	25,230	Greg Chalmers	2000	280	73-69-68-70	35-T	15,922
	2008	(146)	76-70	Cut			2001	275	71-69-67-68	15-T	64,000
	2009	(67)	67-x	wd			2002	(145)	72-73	Cut	
	2010	(140)	70-70	Cut			2003	281	68-71-72-70	56-T	11,200
	2011	(143)	71-72	Cut			2010	273	70-65-70-68	44-T	14,839
	2012	283	71-71-69-72	41-T	23,040		2011	277	71-66-73-67	31-T	33,687
	2013	(140)	69-71	Cut			2012	284	70-69-72-73	47-T	16,240
	2014	277	69-66-68-74	30-T	37,200		2013	282	67-72-70-73	66-T	13,248
2015	(142)	70-72	Cut		2014		(146)	76-70	Cut		
2016	272	69-72-68-63	10-T	167,500	2017		(146)	73-73	Cut		
2017	281	69-73-70-69	34-T	34,106	Cameron Champ	2019	285	70-72-72-71	58-T	15,987	
2018	276	69-70-68-69	42-T	21,811		2020	270	66-71-65-68	14-T	129,375	
2020	(142)	72-70	Cut			2021	(145)	75-70	Cut		
		x - withdrew with injury after 24 holes.				2023	286	70-71-73-72	63-T	18,705	
Patrick Cantlay	2013	(72)	72-x			Kevin Chappell	2011	(140)	67-73	Cut	
	2018	(146)	73-73	Cut			2012	283	70-67-70-76	41-T	23,040
		x - withdrew with injury after 25 holes.			2013		280	69-70-69-72	54-T	14,400	
Paul Casey	2009	265	66-67-66-66	5	244,000		2014	274	68-73-63-70	10-T	153,600
	2010	268	66-70-66-66	13-T	99,889		2015	273	71-68-68-66	19-T	78,780
	2014	(142)	70-72	Cut			2016	(142)	68-74	Cut	
	2015	278	69-71-69-69	43-T	18,993						
	2017	276	69-72-68-63	10-T	179,400						
	2019	(69)	69-x	wd							

x - withdrew after 18 holes due to illness

INDIVIDUAL PLAYER PERFORMANCES

Name	Year	Score	Rounds	Finish	Money	Name	Year	Score	Rounds	Finish	Money
Stewart Cink	1997	274	69-66-76-72	15-T	25,600	Jim Colbert	1968	303	74-75-76-78	59-T	166
	1998	280	68-72-67-73	41-T	7,626		1969	298	71-72-82-73	71-T	200
	1999	276	70-72-70-64	21-T	29,120	Champion	1970	289	71-73-73-72	50-T	211
	2000	270	70-64-65-71	2-T	290,400	1983	1975	(77)		x	
	2001	278	71-70-67-70	26-T	27,800		1978	(147)	71-76	Cut	
	2002	281	72-69-69-71	33-T	24,295		1979	276	70-73-64-69	4-T	13,200
	2003	273	67-70-66-70	13-T	91,000		1980	282	69-66-71-76	31-T	1,779
	2004	277	66-70-71-70	14-T	72,422		1981	283	70-73-71-69	11-T	6,150
	2005	280	72-67-69-72	57-T	12,432		1982	(150)	75-75	Cut	
	2006	271	64-67-72-68	4-T	209,571		1983	278	69-67-70-72	1*	72,000
	2007	272	67-69-66-70	18-T	75,600		1984	283	70-69-73-71	33-T	2,585
	2009	272	71-66-68-67	22-T	59,520		1985	(145)	73-72	Cut	
	2010	269	69-68-66-66	22-T	59,520		1986	210	72-70-68	13-T	10,920
	2011	276	64-71-72-69	16-T	67,787		1987	279	69-70-69-71	30-T	3,566
	2013	(144)	74-70	Cut		<i>x - withdrew after 18 holes. *won sudden-death playoff.</i>					
	2016	(147)	72-75	Cut		Eric Cole	2023	(143)	69-74	Cut	
	2017	276	71-66-69-66	10-T	179,400	Erik Compton	2012	(150)	72-68	Cut	
	2018	278	67-70-69-72	58-T	15,549		2013	285	68-71-72-74	73-T	12,288
	2022	(142)	71-71	Cut			2015	276	73-65-69-69	33-T	31,525
Tim Clark	2003	(145)	71-74	Cut			2021	276	65-68-70-73	20-T	68,437
	2004	277	68-70-69-70	14-T	72,433		2022	(147)	734-74	Cut	
	2005	274	71-64-69-70	21-T	58,240		2023	286	69-70-78-69	63-T	18,705
	2007	271	65-64-74-68	12-T	114,000	Corey Connors	2018	271	71-68-63-69	8-T	205,900
	2008	267	68-69-64-66	2-T	536,800		2019	281	69-73-71-68	31-T	39,663
	2009	263	63-64-66-70	2-T	545,600		2020	271	66-67-67-71	19-T	95,625
	2010	275	67-70-68-70	56-T	14,012		2021	276	70-67-68-71	20-T	68,437
	2012	279	70-69-71-69	19-T	72,229	Pierceson Coody	2023	(143)	71-72	Cut	
	2013	270	67-69-65-69	7-T	192,800	Austin Cook	2018	(143)	71-72	Cut	
	2014	276	67-68-69-72	21-T	58,453		2019	278	72-67-65-74	19-T	79,387
Wyndham Clark	2019	(147)	76-71	Cut			2021	(142)	75-67	Cut	
	2020	(141)	71-7-0	Cut		Franklin Corpening	2013	272	68-70-72-62	14-T	112,000
	2021	276	70-70-68-68	20-T	68,437		2014	(145)	74-71	Cut	
	2022	(142)	69-73	Cut			2016	(144)	75-69	Cut	
Keith Clearwater	1987	266	67-71-64-64	1	108,000		2020	(147)	71-76	Cut	
	1988	(146)	75-71	Cut		Bruce Crampton	1959	301	74-76-79-72	36-T	100
Champion	1989	283	68-72-70-73	31-T	5,800		1962	282	71-70-67-74	3	2,500
1987	1990	292	71-75-76-70	69	2,020		1963	289	71-69-74-75	10-T	1,550
	1991	273	68-64-69-72	11-T	27,600	Champion	1964	303	75-75-78-75	56-T	155
	1992	272	70-67-70-66	6-T	42,087	1965	1965	276	71-68-71-66	1	20,000
	1993	270	71-61-69-69	9-T	36,400		1966	297	74-79-69-75	52-T	165
	1994	283	70-68-67-78	50-T	3,409		1967	289	72-71-71-75	23-T	932
	1995	(145)	71-74	Cut			1968	(228)	72-81-75-x	x	
	1996	293	70-73-75-75	71-T	2,925		1969	283	70-69-69-75	6-T	3,890
	1997	(145)	71-74	Cut			1970	289	72-72-70-75	50-T	211
	1998	(149)	71-78	Cut			1971	289	72-71-73-73	24-T	877
	1999	(146)	75-71	Cut			1972	282	66-74-71-71	7-T	3,687
	2000	282	67-71-73-71	46-T	9,355		1973	277	66-69-69-73	2-T	13,875
	2001	286	72-70-68-76	66	8,320		1974	(219)	71-73-75-x	x	
	2002	(77)		x			1975	290	75-72-69-74	34-T	1,263
	2003	(76)		y			1976	(157)	81-76	Cut	
	2004	(148)	74-74	Cut		<i>x - withdrew after 54 holes.</i>					
	2005	(144)	71-73	Cut		Ben Crane	2004	(77)		x	
	2006	(156)	81-75	Cut			2005	273	69-66-70-68	17-T	81,200
	2007	(148)	75-73	Cut			2006	271	71-65-71-64	4-T	209,571
	2008	(151)	76-75	Cut			2008	270	68-68-67-67	5	244,000
	2009	(143)	70-73	Cut			2009	276	71-68-70-67	46-T	16,337
	2011	(144)	70-74	Cut			2010	263	68-64-64-67	3-T	359,600
	2012	(159)	78-81	Cut			2011	(150)	75-75	Cut	
	2013	(155)	75-70	Cut			2012	277	70-71-68-68	10-T	160,000
	2014	(157)	79-78	Cut			2013	(140)	72-68	Cut	
	2015	(153)	76-77	Cut			2015	283	66-73-72-72	71-T	12,935
	2016	(153)	77-76	Cut			2016	278	70-69-69-70	29-T	43,550
	2017	(149)	75-74	Cut			2018	271	66-69-68-68	8-T	205,900
	2018	(165)	83-82	Cut			2019	286	75-67-71-73	64-T	15,257
	2019	(145)	71-74	Cut		<i>x - withdrew after 18 holes.</i>					
	2020	(155)	76-79	Cut							
	2021	(154)	80-74	Cut							

x - withdrew after 32 holes. y - dq after 18 holes.

INDIVIDUAL PLAYER PERFORMANCES

Name	Year	Score	Rounds	Finish	Money	Name	Year	Score	Rounds	Finish	Money
Ben Crenshaw	1971*	289	69-72-73-75	24 - T	low am	Jon Curran	2015	276	68-72-68-68	33 - T	31,525
	1972*	284	71-72-69-72	15 - T	low am		2016	281	72-69-68-72	47 - T	17,001
Champion	1973*	286	75-71-73-67	18 - T	low am	MJ Daffue	2023	(145)	73-72	Cut	
1977	1974	(150)	70-80	Cut		Joel Dahmen	2018	274	68-69-68-69	20 - T	64,196
1990	1975	294	73-72-74-75	55 - T	538		2019	(143)	74-69	Cut	
	1976	288	74-70-74-70	42 - T	680		2020	271	68-65-70-68	19 - T	95,625
	1977	272	65-70-68-69	1	40,000		2021	(145)	74-71	Cut	
	1978	(148)	73-75	Cut			2022	286	71-70-70-75	63 - T	18,228
	1979	281	70-70-70-71	14 - T	4,950		2023	287	72-69-70-76	68 - T	18,096
	1980	272	67-66-70-69	2	32,400	Brian Davis	2008	282	68-72-70-72	59 - T	13,298
	1981	(146)	70-76	(Rain cut)	591		2009	274	69-68-70-67	34 - T	30,146
	1982	284	72-72-70-70	20 - T	3,531		2010	262	64-65-65-68	2	669,600
	1983	291	69-69-80-73	58 - T	884		2011	(142)	70-72	Cut	
	1984	277	69-71-68-69	4 - T	18,850		2012	(76)	76 - x		
	1985	(154)	75-79	Cut			2013	278	67-68-70-73	42 - T	23,040
	1986	212	70-72-70	25 - T	4,387		2014	275	68-67-70-70	14 - T	102,400
	1987	273	67-69-65-72	6 - T	20,100		2015	(152)	78-74	Cut	
	1988	271	69-67-68-67	2 - T	56,000		<i>x - withdraw after 18 holes.</i>				
	1989	286	71-73-69-73	44 - T	3,023	Cameron Davis	2020	(141)	73-68	Cut	
	1990	272	69-65-72-66	1	180,000		2021	279	70-70-71-68	45 - T	22,335
	1991	(145)	70-75	Cut			2022	275	66-68-69-72	7 - T	246,540
	1992	273	70-67-70-66	10 - T	28,817		2023	(142)	68-74	Cut	
	1993	277	72-69-68-68	33 - T	6,034	Jason Day	2008	(144)	77-67	Cut	
	1994	275	69-69-69-68	12 - T	29,400		2009	264	65-65-65-69	4	297,600
	1995	(150)	75-75	Cut			2010	274	66-71-68-69	50 - T	14,839
	1996	278	71-71-70-66	6 - T	48,562		2011	277	71-68-70-68	31 - T	33,687
	1997	(143)	73-70	Cut			2020	(142)	70-72	Cut	
	1998	(146)	75-71	Cut		Brendon de Jonge	2010	276	69-66-70-71	59 - T	13,392
	1999	(148)	72-76	Cut			2011	282	64-72-72-74	56 - T	13,826
	2000	(150)	77-73	Cut			2012	283	67-74-68-74	41 - T	23,040
	2001	(147)	76-71	Cut			2013	274	66-70-68-70	22 - T	64,000
	2002	(146)	72-74	Cut			2014	277	70-68-70-69	30 - T	37,200
	2006	285	73-67-74-71	71 - T	11,760		2016	(144)	71-73	Cut	
Rod Curl	1973	299	72-74-75-78	69 - T	243	Bryson DeChambeau	2016	(143)	70-73	Cut	
	1974	276	70-67-71-68	1	50,000		2017	(145)	74-71	Cut	
Champion	1975	(149)	76-73	Cut			2018	276	68-67-71-70	42 - T	21,811
1974	1976	286	70-70-75-71	29 - T	1,272		2019	(144)	72-72	Cut	
	1977	286	68-77-71-70	34 - T	1,010		2020	266	65-65-70-66	3 - T	366,094
	1978	(147)	75-72	Cut		Graham DeLaet	2010	271	68-68-68-67	33 - T	33,480
	1979	287	71-72-66-78	54 - T	694		2012	(144)	72-72	Cut	
	1980	(78)	78 - x	x			2014	275	69-70-68-68	14 - T	102,400
	1981	282	67-73-74-68	9 - T	8,400		2013	274	64-67-69-74	22 - T	64,000
	1982	(151)	74-77	Cut			2015	279	70-68-67-74	53 - T	14,976
	1983	(151)	77-74	Cut			2017	285	69-74-71-71	57 - T	15,387
	1986	(147)	74-73	Cut		Thomas Detry	2023	279	70-68-71-70	21 - T	82,324
	1987	(145)	72-73	Cut		Roberto De Vicenzo	1952	295	77-74-73-71	17 - T	350
	1988	292	74-71-71-76	69 - T	1,515		1956	291	72-74-74-71	14 - T	475
	1989	291	76-69-77-69	60 - T	2,180	Champion	1957	284	72-74-68-70	1	5,000
	1990	(149)	74-75	Cut		1957	1958	290	73-78-68-71	14 - T	525
	1991	(154)	76-78	Cut			1959	301	80-73-77-71	36 - T	100
	1992	(151)	70-81	Cut			1960	297	75-76-74-72	41 - T	100
	1993	(152)	84-68	Cut			1961	294	71-76-72-75	28 - T	315
	1995	(154)	78-76	Cut			1970	283	70-66-74-73	17 - T	1,456
	1996	(157)	77-80	Cut							
	1997	(156)	81-75	Cut							
	1998	(156)	78-78	Cut							
	1999	(152)	77-75	Cut							
	2000	(74)	74 - x								
	2001	(152)	80-72	Cut							
	2002	(83)	83 x								
	2003	(154)	78-76	Cut							
	2004	(160)	79-81	Cut							
	2005	(161)	82-79	Cut							
	2007	(86)	86 - x								

x - withdraw after 18 holes.

*Indicates amateur

INDIVIDUAL PLAYER PERFORMANCES

Name	Year	Score	Rounds	Finish	Money	Name	Year	Score	Rounds	Finish	Money
Bruce Devlin	1964	296	74-74-74-74	36-T	262	Tyler Duncan	2018	281	72-69-71-69	71-T	13,987
	1966	280	67-68-70-75	1	22,000		2020	275	65-70-70-70	28-T	36,625
Champion	1967	294	72-75-70-77	43-T	241		2022	277	71-67-72-67	15-T	132,300
1966	1968	296	75-71-72-78	37-T	487		2023	(146)	75-71	Cut	
	1969	286	72-69-75-70	14-T	1,937	Austin Eckroat	2023	278	69-66-72-71	16-T	132,675
	1970	288	68-76-74-70	43-T	355	Harrison Endycott	2023	(145)	74-71	Cut	
	1971	290	73-72-72-73	37-T	554	Harris English	2012	275	65-70-73-67	5-T	216,960
	1972	283	72-68-72-71	10-T	2,650		2013	(144)	71-73	Cut	
	1974	285	71-71-73-70	15-T	3,875		2014	277	66-70-73-68	30-T	37,200
	1975	298	73-73-73-79	69	387		2016	266	67-69-64-66	2	723,600
	1976	(148)	73-75	Cut			2017	280	72-68-71-69	29-T	44,850
	1977	284	69-74-71-70	20-T	1,983		2018	274	68-67-69-70	20-T	64,196
	1978	284	70-70-72-72	28-T	1,301		2020	(139)	72-67	Cut	
	1979	282	70-69-71-72	20-T	3,250		2023	277	65-66-70-76	12-T	178,350
	1980	281	71-71-69-70	26-T	2,220	Matt Every	2007	283	69-66-75-73	64-T	12,420
	1981	(145)	71-74	(Raincut)	627		2012	(147)	73-74	Cut	
	1982	293	71-73-75-74	71-T	686		2013	269	65-69-66-69	4-T	264,533
	1983	282	73-69-70-70	18-T	4,700		2014	(147)	72-75	Cut	
	1984	(153)	76-77	Cut			2017	(147)	74-73	Cut	
Gardner Dickinson	1954	284	72-74-66-72	5-T	1,700		2019	277	70-69-69-69	17-T	113,150
	1955	302	77-72-76-77	35-T		Derek Fathauer	2009	280	68-69-70-73	68-T	12,524
Champion	1956	285	73-71-67-74	3	2,000		2016	283	69-72-69-73	62-T	14,338
1969	1957	304	75-77-77-75	44			2017	283	65-74-77-67	48-T	17,554
	1958	284	69-74-72-69	3-T	1,900		2018	276	67-70-66-73	42-T	21,811
	1959	290	70-71-75-74	11-T	604	Tony Finau	2015	273	67-72-66-68	19-T	78,780
	1961	288	71-73-68-76	9-T	1,158		2016	279	68-67-73-71	34-T	32,411
	1962	306	79-74-70-83	54	100		2017	280	72-65-73-70	29-T	44,850
	1963	288	71-75-76-66	8-T	1,850		2019	271	64-68-71-68	2	788,400
	1964	294	72-77-71-74	31-T	387		2020	272	68-69-67-68	23-T	65,250
	1965	280	72-69-71-68	3-T	5,100		2021	276	69-67-68-72	20-T	68,437
	1966	285	74-72-70-69	7-T	2,887		2022	273	71-68-67-67	4-T	353,500
	1967	284	71-67-72-73	6-T	4,140		2023	(142)	72-70	Cut	
	1968	289	71-73-70-75	13-T	2,225	Matthew Fitzpatrick	2019	286	69-71-75-71	64-T	15,257
	1969	278	71-68-73-66	1	25,000		2020	274	68-69-68-69	32-T	41,875
	1970	301	73-73-80-75	75	192	Tommy Fleetwood	2022	281	70-69-73-69	35-T	41,832
	1971	292	72-70-74-76	52-T	192		2023	(142)	70-72	Cut	
	1973	290	70-71-75-74	35-T	741	Steve Flesch	1998	274	68-66-72-68	10-T	55,200
Luke Donald	2002	284	73-69-69-73	48-T	10,589		1999	281	66-74-66-75	47-T	7,532
	2003	285	68-71-73-73	71-T	9,800	Champion	2000	278	71-67-70-70	31-T	20,955
	2004	287	69-74-73-71	63-T	11,130	2004	2001	281	69-69-69-74	46-T	10,880
	2009	270	68-65-67-70	13-T	112,840		2002	276	68-67-70-71	8-T	120,400
	2022	282	69-69-71-73	40-T	30,660		2003	273	69-66-69-69	13-T	91,000
	2023	281	71-69-69-72	40-T	31,755		2004	269	66-69-67-67	1	954,000
Zecheng Dou	2023	286	70-69-75-72	63-T	18,705		2005	(150)	79-71	Cut	
Jason Dufner	2007	(142)	73-69	Cut			2006	275	69-68-67-71	25-T	46,800
	2009	278	69-71-65-73	59-T	13,516		2007	280	70-69-69-72	61-T	12,960
	2011	(144)	68-76	Cut			2008	216	72-70-74-cut	79	11,102
	2012	269	65-64-66-74	2	691,200		2009	(141)	71-70	Cut	
	2013	279	67-71-71-70	46-T	16,864		2010	(144)	73-71	Cut	
	2014	271	67-69-69-66	2	691,200		2011	279	69-70-70-70	44-T	17,918
	2015	278	68-72-67-71	43-T	18,993		2012	(148)	73-75	Cut	
	2016	271	66-69-66-70	6-T	216,912		2013	274	68-64-69-73	22-T	64,000
	2017	(145)	74-71	Cut			2014	282	71-70-69-72	60-T	13,952
	2018	(145)	68-77	Cut			2015	281	71-69-68-73	62-T	13,910
	2019	282	67-68-72-75	40-T	26,280		2016	282	70-68-73-71	55-T	15,008
	2020	285	68-69-70-78	67	15,825						
	2021	284	72-66-72-72	65-T	16,050						
	2022	(143)	76-67	Cut							
Ken Duke	2007	(140)	71-69	Cut							
	2008	(144)	70-74	Cut							
	2009	211	71-69-71-cut	75	11,780						
	2012	280	68-75-66-71	26-T	47,360						
	2013	276	66-68-73-69	31-T	38,800						
	2014	280	67-72-69-72	51-T	15,061						
	2015	(142)	71-71	Cut							
	2016	(154)	78-76	Cut							

INDIVIDUAL PLAYER PERFORMANCES

Name	Year	Score	Rounds	Finish	Money	Name	Year	Score	Rounds	Finish	Money
Martin Flores	2010	(142)	72-70	Cut		Jim Furyk	1995	(144)	74-70	Cut	
	2012	280	68-73-70-69	26-T			1996	285	68-73-70-74	38-T	6,000
	2013	272	66-70-65-71	14-T	112,000		1997	270	64-67-67-72	8	49,600
	2015	279	72-69-68-70	53-T	14,976		1998	267	66-67-66-68	2	248,400
	2017	(150)	75-75	Cut			1999	283	74-69-70-70	55-T	6,272
	2018	(145)	71-74	Cut			2000	274	69-66-72-67	8-T	89,100
Rickie Fowler	2010	272	70-67-64-71	38-T	26,040		2001	277	65-71-69-72	22-T	40,000
	2011	276	63-69-73-71	16-T	67,787		2002	(144)	73-71	Cut	
	2012	275	68-68-70-69	5-T	216,960		2003	270	68-65-69-68	5-T	175,625
	2013	280	69-69-70-72	54-T	14,400		2005	275	69-68-67-71	26-T	40,600
	2014	(155)	80-75	Cut			2006	274	66-67-73-68	17-T	75,900
	2018	273	67-69-69-68	14-T	117,150		2007	266	65-66-68-67	2-T	528,000
	2019	(143)	74-69	Cut			2008	(145)	71-74	Cut	
	2020	(142)	73-69	Cut			2009	269	68-69-67-65	9-T	161,200
	2022	285	69-70-71-75	57-T	18,984		2010	(139)	72-67	Cut	
	2023	275	68-71-69-67	6-T	293,625		2011	277	67-69-72-69	31-T	33,687
Ryan Fox	2023	279	67-71-69-72	21-T	82,324		2012	274	69-69-68-68	4	307,200
Harrison Frazar	1998	270	64-67-68-71	4	110,400		2013	276	69-66-70-71	31-T	38,800
	1999	285	73-68-72-72	65-T	5,768		2014	280	69-69-71-71	51-T	15,061
	2000	(146)	73-73	Cut			2016	(143)	75-68	Cut	
	2001	283	73-65-69-76	54-T	9,160		2018	280	70-70-71-69	66-T	14,484
	2002	(149)	73-76	Cut			2019	276	69-66-68-73	13-T	136,875
	2003	272	69-69-66-68	9-T	130,000		2020	277	67-69-67-74	49-T	18,885
	2004	(145)	68-77	Cut		Sergio Garcia	2001	267	69-69-66-63	1	720,000
	2005	278	66-70-70-72	44-T	16,528		2002	(150)	76-74	Cut	
	2006	284	69-70-69-76	68-T	12,120	Champion	2003	(143)	72-71	Cut	
	2007	270	68-67-69-66	7-T	174,600	2001	2004	281	72-67-73-69	35-T	25,572
	2008	(150)	79-71	Cut			2005	(142)	69-73	Cut	
	2009	273	67-69-66-71	27-T	42,160		2011	276	66-73-67-70	16-T	67,787
	2012	(146)	72-74	Cut			2012	278	66-73-71-68	13-T	113,067
	2015	212	68-73-71- <i>cut</i>	74-T	12,350		2017	277	69-66-68-73	12-T	131,100
Dylan Frittelli	2020	(142)	70-72	Cut			2020	(139)	69-70	Cut	
	2021	(143)	72-71	Cut			2021	276	63-69-68-76	20-T	68,437
	2022	281	67-70-70-74	35-T	41,832	Brice Garnett	2014	277	67-66-74-70	30-T	37,200
	2023	(142)	67-75	Cut			2015	(142)	72-72	Cut	
David Frost	1985	(150)	74-76	Cut			2018	(145)	71-74	Cut	
	1986	208	70-71-67	6-T	20,100		2019	282	73-66-73-70	40-T	26,280
Champion	1987	278	69-69-69-71	25-T	4,680		2020	(141)	67-74	Cut	
1997	1988	277	74-66-69-68	9-T	21,000		2021	281	70-67-74-70	56-T	17,325
	1989	276	70-66-71-69	3-T	58,000	Robert Garrigus	2007	(143)	72-71	Cut	
	1990	281	72-70-68-71	25-T	7,975		2008	283	70-69-67-77	64-T	12,688
	1991	(146)	74-72	Cut			2018	(74)	<i>x - withdrew after 18 holes.</i>	wd	
	1992	(145)	77-68	Cut		Brian Gay	2000	281	70-70-70-71	41-T	12,210
	1993	272	68-66-71-67	17	20,800		2001	269	66-69-69-65	2-T	352,000
	1994	276	65-68-75-68	15-T	23,800		2002	292	70-66-78-78	68-T	8,729
	1995	279	69-72-70-68	15-T	20,335		2003	279	68-69-76-66	45-T	14,014
	1996	(147)	77-70	Cut			2004	277	70-67-65-75	14-T	72,433
	1997	265	66-63-69-67	1	288,000		2005	280	71-70-70-69	57-T	12,432
	1998	275	68-69-69-69	14-T	40,250		2006	273	67-67-73-66	17-T	117,600
	1999	288	73-71-72-72	74	5,376		2007	(143)	72-71	Cut	
	2000	279	67-69-69-74	33-T	19,057		2008	275	69-65-69-72	10-T	140,300
	2001	282	73-69-70-70	52-T	9,520		2009	273	68-71-70-64	27-T	42,160
	2002	284	72-67-73-72	48-T	10,589		2010	271	68-69-68-66	33-T	33,480
	2003	283	69-71-75-68	62-T	10,650		2011	277	64-71-68-74		
	2004	(150)	78-72	Cut			2012	(146)	74-72	Cut	
	2005	(160)	78-82	Cut			2013	(72)	72-x		
	2006	280	73-67-73-67	56-T	13,260		2014	281	71-69-72-69	57-T	14,336
	2007	(145)	71-74	Cut			2017	281	69-69-71-72	34-T	34,106
	2008	(143)	72-71	Cut			2019	276	69-71-67-69	13-T	136,875
	2011	(141)	70-71	Cut			2020	(141)	72-69	Cut	
	2013	279	69-70-71-69	46-T	16,864		2021	(144)	73-71	Cut	
	2020	(155)	77-78	Cut					<i>x - withdrew after 18 holes.</i>		

INDIVIDUAL PLAYER PERFORMANCES

Name	Year	Score	Rounds	Finish	Money	Name	Year	Score	Rounds	Finish	Money	
Al Geiberger	1960	289	74-71-73-71	22-T	243	Jason Gore	2006	(66)	66-x	wd		
	1961	289	73-73-75-68	15-T	875		2007	(142)	71-71	Cut		
Champion	1962	291	74-74-71-72	20-T	600		2008	(143)	70-73	Cut		
1975	1963	294	78-70-74-72	24-T	525		2016	(142)	76-69	Cut		
1979	1964	296	71-70-77-78	36-T	262		<i>x - withdrew after 20 holes with injury.</i>					
	1965	285	71-74-67-73	13-T	1,850	Branden Grace	2019	284	71-71-72-70	53-T	16,819	
	1966	282	70-69-72-71	3-T	6,765		2020	271	66-66-66-73	19-T	95,625	
	1967	291	77-69-73-72	30-T	649		2021	(76)	76	wd		
	1970	285	74-70-69-72	29-T	815		<i>x - withdrew after 18 holes with injury.</i>					
	1971	293	70-75-73-75	57-T	192	Cody Gribble	2015	(144)	75-69	Cut		
	1972	287	71-72-70-74	26-T	1,006		2017	282	69-73-69-71	41-T	24,150	
	1973	290	74-73-73-70	35-T	741		2018	(145)	71-74	Cut		
	1974	(147)	75-72	Cut			2023	286	70-68-75-73	63-T	18,705	
	1975	270	66-68-67-69	1	50,000	Emiliano Grillo	2016	282	69-69-71-73	55-T	15,008	
	1976	287	74-72-71-70	35-T	944		2017	279	72-69-65-73	24-T	57,270	
	1977	277	65-71-73-68	4-T	8,800	Champion	2018	264	64-67-69-64	3	482,800	
	1978	284	70-73-71-70	28-T	1,301	2023	2019	278	69-70-68-71	19-T	79,387	
	1979	274	68-69-64-73	1	54,000		2020	(143)	73-70	Cut		
	1980	287	72-71-72-72	58-T	660		2021	274	70-68-68-68	8-T	196,875	
	1981	(145)	75-70	(Raincut)	627		2022	286	69-68-71-78	63-T	18,228	
	1982	288	73-72-73-70	42-T	1,018	Ben Griffin	2023	272	67-65-72-68	1	1,566,000	
	1983	284	71-70-69-74	28-T	2,720	Lanto Griffin	2020	(150)	77-73	Cut		
	1984	291	72-72-70-77	68-T	1,015	Luke Guthrie	2013	282	71-68-69-74	66-T	13,248	
	1985	(146)	74-72	Cut			2014	(143)	74-69	Cut		
	1986	216	74-69-73	52-T	1,392		2015	275	66-74-68-67	27-T	45,175	
	1987	(145)	75-70	Cut		Bill Haas	2006	292	66-75-73-78	77	11,160	
Doug Ghim	2019	(144)	75-69	Cut			2008	(143)	71-72	Cut		
	2020	(141)	71-70	Cut			2010	268	65-68-64-71	13-T	99,889	
	2021	275	68-71-66-70	14-T	125,625		2011	274	67-67-71-69	8-T	186,000	
	2022	(151)	77-74	Cut			2012	285	72-71-70-72	55-T	14,656	
Michael Gligic	2021	(150)	77-73	Cut			2014	276	70-68-69-69	21-T	58,453	
Lucas Glover	2004	(148)	75-73	Cut			2016	281	67-70-74-70	47-T	17,001	
	2005	(142)	71-71	Cut			2017	277	69-69-68-71	12-T	131,100	
	2006	(143)	69-74	Cut			2018	273	67-73-69-64	14-T	117,150	
	2007	274	67-68-68-71	29-T	37,329		2019	283	69-71-72-71	48-T	18,571	
	2008	276	70-70-65-71	15-T	80,409		2020	(145)	70-75	Cut		
	2009	275	70-65-66-74	41-T	22,940	Chesson Hadley	2022	280	68-71-71-70	27-T	56,332	
	2010	273	72-65-70-66	44-T	18,745		2014	(154)	77-77	Cut		
	2011	278	71-64-72-71	40-T	24,800		2015	274	70-71-67-66	24-T	57,200	
	2012	(150)	74-76	Cut			2016	(145)	73-72	Cut		
	2014	(144)	73-71	Cut			2018	274	71-71-65-67	20-T	64,196	
	2015	278	70-71-69-68	43-T	18,993		2019	281	67-72-71-71	31-T	39,663	
	2016	(142)	73-69	Cut			2020	272	70-68-64-70	23-T	65,250	
	2017	(150)	76-74	Cut		Adam Hadwin	2015	270	69-66-69-66	5-T	220,350	
	2020	272	67-70-69-66	23-T	65,250		2016	276	68-67-70-71	22-T	69,680	
	2021	274	74-67-65-68	8-T	196,875		2017	284	71-71-72-70	53-T	15,973	
	2022	282	70-67-70-75	40-T	30,660		2018	277	68-72-68-69	52-T	16,472	
Fabian Gomez	2013	(143)	74-69	Cut			2020	276	65-71-68-72	43-T	24,425	
	2015	275	70-69-67-69	27-T	45,175		2021	274	66-67-71-70	8-T	196,875	
	2016	(73)	73-x			Brandon Hagy	2017	(149)	75-74	Cut		
	2017	(145)	72-73	Cut			2021	(146)	77-69	Cut		
	<i>x - withdrew after 18 holes</i>						James Hahn	2013	(140)	70-70	Cut	
Andres Gonzales	2015	283	68-73-70-72	71-T	12,935		2014	(145)	70-75	Cut		
Talor Gooch	2018	(147)	73-74	Cut			2015	(142)	69-73	Cut		
	2019	280	72-70-71-67	29-T	50,735		2017	(152)	75-77	Cut		
	2020	276	68-70-69-69	43-T	24,425		2021	(143)	72-72	Cut		
	2021	275	67-69-68-71	14-T	125,625		2022	(149)	74-75	Cut		
	2022	280	72-69-67-72	27-T	56,332	Paul Haley II	2023	274	73-68-66-67	5	356,700	
Retief Goosen	2015	(145)	73-73	Cut		Harry Hall	2023	273	62-66-72-73	3-T	513,300	
Will Gordon	2021	(152)	75-77	Cut		Cole Hammer	2023	(144)	72-72	Cut		
	2023	283	71-68-69-75	52-T	20,837	Nick Hardy	2023	282	72-69-71-70	48-T	22,881	
						Brandon Harkins	2018	280	69-69-73-69	66-T	14,484	

INDIVIDUAL PLAYER PERFORMANCES

Name	Year	Score	Rounds	Finish	Money	Name	Year	Score	Rounds	Finish	Money
Brian Harman	2012	(148)	76-72	Cut		J.J. Henry	2002	292	72-71-75-74	68 - T	8,729
	2014	277	69-67-68-73	30 - T	37,200		2003	(142)	67-75	Cut	
	2015	271	68-66-69-68	10 - T	134,875		2004	(144)	72-72	Cut	
	2016	277	71-70-68-68	25 - T	53,432		2005	(144)	72-72	Cut	
	2017	274	69-69-71-65	7 - T	215,050		2006	284	70-70-73-71	68 - T	12,120
	2018	273	72-67-64-70	14 - T	117,150		2007	277	68-67-72-70	52 - T	13,920
	2019	281	70-69-72-70	31 - T	39,663		2008	(144)	72-72	Cut	
	2020	272	65-69-70-68	23 - T	65,250		2009	272	71-68-67-66	22 - T	59,520
	2021	274	69-66-69-70	8 - T	196,875		2010	273	67-70-67-69	44 - T	18,745
	2022	(143)	77-66	Cut			2011	(145)	72-73	Cut	
	2023	280	70-69-67-74	29 - T	50,104		2012	(144)	71-73	Cut	
Chandler Harper	1948	289	68-74-75-72	13 - T	426		2013	278	68-68-67-75	42 - T	23,040
	1950	292	71-71-76-74	17	325		2014	281	70-70-68-73	57 - T	14,336
Champion 1955	1951	296	75-75-74-72	28 - T			2015	(145)	72-73	Cut	
	1953	299	71-73-78-77	25 - T	50		2016	(143)	70-73	Cut	
	1954	(78)	78 - x	wd			2017	(148)	73-75	Cut	
	1955	276	69-65-70-72	1	5,000		2018	(143)	71-72		
	1956	296	76-75-71-74	30 - T			2019	279	67-73-69-70	27 - T	55,115
	1957	(75)	75 - y	wd			2020	(144)	75-69	Cut	
	1958	(83)	83 - z	wd			2021	291	69-71-74-77	74	14,775
	1960	293	73-76-71-73	34 - T	100	Lucas Herbert	2022	283	71-70-70-72	48 - T	22,092
	1970	(154)	74-80	Cut			2023	(143)	70-73	Cut	
						Jim Herman	2015	276	71-68-70-67	33 - T	31,525
							2016	278	67-72-67-72	29 - T	43,550
							2020	(140)	72-68	Cut	
Scott Harrington	2020	(150)	76-74	Cut		Tim Herron	1996	(148)	74-74	Cut	
Tyrrell Hatton	2019	275	71-66-69-69	8 - T	197,100		1997	281	67-73-71-70	63 - T	3,376
Clayton Heafner	1948	272	67-68-68-69	1	3,000	Champion 2006	1999	273	68-69-69-67	2 - T	168,000
Champion 1948	1950	304	74-77-72-81	35			2000	275	70-66-69-70	13 - T	56,571
	1951	288	74-68-75-71	9 - T	550		2001	290	70-71-75-74	69	8,080
	1953	291	74-66-75-76	8 - T	1,000		2002	(145)	73-72	Cut	
Jerry Heard	1971	290	69-75-75-71	37 - T	554		2003	278	71-68-69-70	40 - T	19,500
	1972	275	69-66-67-73	1	25,000		2004	287	69-72-72-74	63 - T	11,130
Champion 1972	1973	277	69-69-71-68	2 - T	13,875		2005	(143)	72-71	Cut	
	1974	292	73-73-73-73	52 - T	575		2006	268	67-65-68-68	1	1,080,000
	1975	288	77-69-69-73	21 - T	2,206		2007	276	67-68-70-71	46 - T	16,320
	1978	272	67-66-71-68	2 - T	18,500		2008	281	73-67-68-73	52 - T	14,082
	1979	(151)	72-79	Cut			2009	274	71-65-66-72	34 - T	30,646
	1981	282	74-65-72-71	9 - T	8,400		2010	(139)	67-72	Cut	
	1982	290	71-73-72-74	58 - T	774		2011	280	69-66-74-71	52 - T	14,632
	1983	294	71-71-72-80	68 - T	820		2012	(145)	72-73	Cut	
David Heam	2011	279	68-70-70-71	44 - T	17,918		2013	282	71-67-72-72	65 - T	13,248
	2012	278	71-72-65-70	13 - T	113,067		2014	283	72-69-71-71	63 - T	13,440
	2013	(142)	64-78	Cut			2015	(142)	70-72	Cut	
	2014	276	67-69-74-66	21 - T	58,453		2016	278	72-67-70-69	29 - T	
	2015	276	66-75-69-66	33 - T	31,525		2017	(149)	77-72	Cut	
	2016	275	67-67-73-68	17 - T	93,800		2018	272	66-70-68-68	11 - T	163,300
	2017	290	72-70-75-73	70 - T	13,731		2019	291	72-68-77-74	72	14,308
	2018	(145)	72-73	Cut		Kramer Hickok	2016	(145)	74-71	Cut	
Russell Henley	2018	278	72-67-69-70	58 - T	15,549		2019	(147)	74-73	Cut	
	2023	278	68-71-69-70	16 - T	132,675		2020	(146)	69-77	Cut	
							2021	275	66-68-70-71	14 - T	125,625
							2022	(142)	71-71	Cut	
							2023	279	70-69-71-69	21 - T	82,324
						Garrick Higgo	2022	(146)	73-73	Cut	
							2023	(148)	73-75	Cut	
						Harry Higgs	2020	275	70-65-71-69	38 - T	32,625
							2021	(143)	70-73	Cut	
							2022	295	69-71-75-80	69	17,388
							2023	(152)	75-77	Cut	
						Lee Hodges	2022	281	69-71-68-73	35 - T	41,832
							2023	280	69-67-74-70	29 - T	50,104

x - illness forced withdrawal after 18 holes.
y - bad back forced withdrawal after 30 holes.
z - picked up after 27 holes.

INDIVIDUAL PLAYER PERFORMANCES

Name	Year	Score	Rounds	Finish	Money	Name	Year	Score	Rounds	Finish	Money	
Charley Hoffman	2006	276	65-66-71-74	30-T	35,657	Mark Hubbard	2016	283	69-72-72-70	62-T	14,338	
	2008	214	72-69-73- <i>cut</i>	74-T	11,468		2020	276	67-68-67-74	43-T	24,425	
	2009	276	73-67-65-71	46-T	16,337		2021	286	74-67-72-73	69-T	15,300	
	2012	278	69-70-69-70	13-T	113,067		2022	284	71-70-72-71	52-T	20,009	
	2013	273	66-70-67-70	18-T	86,400		2023	276	69-69-69-69	9-T	237,075	
	2014	280	70-68-69-73	51-T	15,061		Mackenzie Hughes	2017	(152)	75-77	Cut	
	2015	271	66-69-66-70	10-T	134,875			2018	276	73-68-66-69	42-T	21,811
	2016	280	71-69-68-72	42-T	23,450			2019	275	68-70-65-72	8-T	197,100
	2017	279	72-68-67-72	24-T	57,270			2020	(140)	69-71	Cut	
	2018	277	63-73-69-72	52-T	16,472		2021	(142)	72-70	Cut		
	2019	276	70-71-63-72	13-T	136,875		John Huh	2012	275	70-66-69-70	5-T	216,960
	2020	(142)	71-71	Cut				2013	271	66-68-72-65	11-T	147,200
	2021	270	71-62-72-65	3-T	366,094			2014	(144)	71-73	Cut	
	2022	287	68-70-71-78	66th	17,892			2015	272	70-68-70-64	18	97,500
Morgan Hoffmann	2013	283	64-73-73-73	69	12,928	2016	(146)	71-75	Cut			
	2017	277	71-69-70-67	12-T	131,100	2017	(145)	74-71	Cut			
Ben Hogan	1946	279	73-72-69-65	1	3,000	2018	276	69-71-68-68	42-T	21,811		
	1947	279	68-72-70-69	1	3,000	2022	276	69-66-68-73	12-T	178,500		
Champion	1948	278	71-70-65-72	2-T	1,700	Billy Hurley III	2012	(148)	71-77	Cut		
	1946	1950	282	71-73-68-70	3-T		1,200	2014	277	71-67-70-69	30-T	37,200
	1947	1951	285	68-71-74-72	4-T	900	2015	279	70-70-69-70	53-T	14,976	
	1952	1952	279	74-67-71-67	1	4,000	2017	282	72-69-69-72	41-T	24,150	
	1953	1953	282	73-71-71-67	1	5,000	Yuta Ikeda	2010	(141)	72-69	Cut	
	1954	1954	(140)	69-71-x	wd			2017	284	70-71-72-71	53-T	15,973
	1955	1955	289	72-73-69-75	11	800	Sungjae Im	2019	(144)	72-72	Cut	
	1956	287	70-72-73-72	6-T	1,187	2020		269	66-69-67-67	10-T	181,875	
	1957	291	70-75-73-73	11-T	800	2021		(142)	71-71	Cut		
	1958	285	73-69-70-73	5-T	1,417	2022		277	70-70-67-70	15-T	132,300	
	1959	285	69-67-77-72	1*	5,000	2023	(142)	72-70	Cut			
	1960	285	69-72-75-69	8	1,200	Trevor Immelman	2007	(140)	69-71	Cut		
	1961	291	68-75-72-76	19-T	550		2009	(145)	73-72	Cut		
	1962	289	72-71-71-75	15-T	875		2010	(139)	71-68	Cut		
	1964	287	72-72-72-71	4-T	3,160		2011	(148)	76-72	Cut		
	1965	284	69-71-75-69	10-T	2,233	2012	279	70-71-69-69	19-T	72,229		
	1966	284	72-72-71-69	5-T	4,455	2013	(143)	73-70	Cut			
1967	281	67-72-69-73	3-T	7,187	2014	279	69-71-68-71	45-T	18,304			
1970	291	69-77-73-72	56-T	192	Ryo Ishikawa	2012	(144)	74-70	Cut			
<i>x - illness forced withdrawal after 36 holes, in 3rd place.</i>						2013	284	69-69-74-72	70-T	12,672		
<i>* - 1959 Playoff: Hogan, 69; Hawkins 73.</i>						2014	(142)	72-70	Cut			
2015	275	70-70-66-69	17-T	93,800		2015	278	64-74-69-71	42-T	18,993		
Tom Hoge	2018	276	69-66-72-69	42-T	21,811	Hiroshi Iwata	2016	285	71-69-71-74	67-T	13,668	
	2019	282	70-69-71-72	40-T	26,280		Peter Jacobsen	1979	289	71-72-74-72	60-T	660
	2020	(146)	72-74	Cut		1980		278	70-71-68-69	13-T	5,800	
	2021	(143)	75-68	Cut		Champion	1981	(151)	74-77	Cut		
	2022	(144)	75-69	Cut			1982	292	69-76-73-74	66-T	714	
	2023	283	66-74-69-74	52-T	20,837		1983	280	70-69-67-74	5-T	12,657	
	Max Homa	2015	(146)	75-71	Cut			1984	270	64-71-65-70	1*	90,000
		2019	279	70-68-73-68	27-T		55,115	1985	279	67-73-69-70	19-T	5,643
		2020	(139)	70-69	Cut			1986	217	78-68-71	58-T	1,290
		2022	279	69-69-73-68	23-T		77,700	1987	281	68-68-74-71	41-T	2,220
Billy Horschel	2023	276	67-69-71-69	9-T	237,075		1988	(149)	76-73	Cut		
	2017	281	70-70-70-71	34-T	34,106	1989	287	71-73-73-70	50-T	2,490		
	2019	278	72-69-69-68	19-T	79,387	1990	281	67-72-70-69	25-T	7,975		
	2020	275	68-68-70-69	38-T	32,625	1991	(144)	72-72	Cut			
	2021	278	71-68-72-67	40-T	29,625	1992	278	72-68-67-71	40-T	4,556		
	2022	(143)	72-71	Cut		1993	(76)	76-x	wd			
	2023	281	67-74-70-70	40-T	31,755	1995	280	69-71-69-71	23-T	12,110		
Beau Hossler	2017	(148)	72-76	Cut		1996	284	71-73-67-73	32-T	8,300		
	2018	279	64-71-71-73	64-T	14,981	1997	280	67-71-70-72	54-T	3,584		
	2019	282	70-71-72-69	40-T	26,280	1998	281	69-70-71-71	50-T	5,658		
	2020	(150)	74-76	Cut		1999	(151)	75-76	Cut			
	2022	278	66-65-73-74	21-T	98,700	2000	280	73-69-68-70	35-T	15,922		
	2023	290	72-69-75-74	70-T	17,748	2002	279	72-68-69-70	23-T	38,270		
Viktor Hovland	2020	272	70-68-68-66	23-T	65,250	2003	284	72-68-71-73	66-T	10,200		
	2022	278	69-65-73-71	21-T	98,700	2005	(143)	73-70	Cut			
	2023	278	71-68-66-73	16-T	132,675	<i>*won sudden-death playoff. x - withdrew during second round.</i>						
	2020	277	70-67-66-74	49-T	18,885							

INDIVIDUAL PLAYER PERFORMANCES

Name	Year	Score	Rounds	Finish	Money	Name	Year	Score	Rounds	Finish	Money	
Freddie Jacobson	2005	272	68-69-65-70	16	95,200	Jerry Kelly	1996	293	68-74-74-77	71 - T	2,925	
	2006	274	71-62-70-71	17 - T	75,900		1997	(149)	73-76	Cut		
	2007	(143)	73-70	Cut			1998	278	67-69-71-71	33 - T	13,283	
	2008	(143)	71-72	Cut			1999	(146)	76-70	Cut		
	2009	276	68-70-66-72	46 - T	16,337		2000	283	75-68-70-70	50 - T	7,959	
	2010	272	68-69-67-68	38 - T	26,040		2001	(150)	75-75	Cut		
	2011	277	70-68-69-70	31 - T	33,687		2002	280	69-71-72-68	28 - T	29,240	
	2013	277	66-67-69-75	35 - T	30,217		2006	273	69-68-67-69	12 - T	117,600	
	2014	272	67-71-67-67	3 - T	371,200		2007	270	70-64-69-67	7 - T	174,600	
	2015	(147)	72-75	Cut			2008	276	68-71-66-71	15 - T	80,409	
	2016	(143)	76-67	Cut			2009	(141)	70-71	Cut		
	Stephan Jaeger	2022	(143)	71-72	Cut			2010	276	67-70-63-76	59 - T	13,392
		2023	287	72-69-70-76	68 - T		18,096	2011	(146)	72-74	Cut	
	Jazz Janewattananond	2017	(146)	70-76	Cut			2012	286	72-70-69-75	57 - T	14,144
		2020	(139)	70-69	Cut			2014	278	70-71-69-68	38 - T	26,240
Dustin Johnson	2008	214	73-69-72-cut	74 - T	11,468	2015	271	67-70-67-67	10 T	134,875		
	2014	275	65-70-74-66	14 - T	102,400	2016	(142)	71-71	Cut			
	2020	(142)	71-71	Cut		2016	(151)	77-74	Cut			
Zach Johnson	2004	277	71-65-68-73	14 - T	72,433	2017	282	68-74-69-71	41 - T	24,150		
	2005	275	71-68-70-66	26 - T	40,600	2019	(148)	72-76	Cut			
	2006	276	65-69-70-72	30 - T	35,657	2023	275	67-71-70-67	6 - T	293,625		
Champion 2010 2012	2009	269	69-67-64-69	9 - T	161,200	S.H. Kim	2023	(147)	75-72	Cut		
	2010	259	65-66-64-64	1	1,116,000	Si Woo Kim	2016	(142)	72-70	Cut		
	2011	271	68-69-69-65	4	297,600	2017	(145)	72-73	Cut			
	2012	268	64-67-65-72	1	1,152,000	2018	280	69-73-65-73	66 - T	14,484		
	2013	268	69-65-68-66	3	435,200	2019	(147)	72-75	Cut			
	2014	286	70-71-69-76	73	12,416	2020	(141)	69-72	Cut			
	2015	273	70-69-67-67	19 - T	78,780	2021	(72)	72	wd			
	2016	275	72-68-68-67	17 - T	93,800	2023	280	67-70-70-73	29 - T	50,104		
	2017	287	67-75-75-70	63 - T	14,559	<i>x - withdrew after 18 holes</i>						
	2018	(146)	72-74	Cut		Whee Kim	2015	282	72-68-71-71	65 - T	13,390	
	2019	(147)	72-75	Cut		2017	281	68-70-70-73	34 - T	34,106		
	2020	276	72-66-69-69	43 - T	24,425	2018	278	71-67-68-72	58 - T	15,549		
	2021	277	72-68-68-69	32 - T	40,125	2019	(148)	74-74	Cut			
	2022	279	70-71-67-71	23 - T	77,700	Chris Kirk	2008	214	72-70-72-cut	74 - T	11,468	
	2023	(149)	75-74	Cut		2011	276	67-72-69-68	16 - T	67,787		
Matt Jones	2008	(148)	72-76	Cut		Champion 2015	2012	275	71-69-70-65	5 - T	216,960	
	2010	268	69-66-64-69	13 - T	99,889	2013	277	67-66-70-74	35 - T	30,217		
	2011	(142)	70-72	Cut		2014	275	73-64-67-71	14 - T	102,400		
	2013	(142)	69-73	Cut		2015	268	68-69-65-66	1	1,170,000		
	2014	279	70-67-73-69	45 - T	18,304	2016	274	70-70-65-69	15 - T	117,250		
	2016	(142)	70-72	Cut		2017	288	69-70-76-73	67 - T	14,145		
	2017	287	73-70-75-69	63 - T	14,559	2018	272	66-71-67-68	11 - T	163,300		
	2019	(144)	73-71	Cut		2020	281	68-70-68-75	60 - T	16,650		
	2020	275	66-70-69-70	38 - T	32,625	2021	286	71-69-69-77	69 - T	15,300		
	2021	(142)	71-71	Cut		2022	277	66-67-70-74	15 - T	132,300		
	2022	276	70-66-71-69	12 - T	178,500	2023	(145)	72-73	Cut			
	Sung Kang	2012	282	70-69-69-74	37 - T	29,440	Kevin Kisner	2014	(143)	75-68	Cut	
		2016	(143)	71-72	Cut		2015	270	67-69-67-67	5 - T	220,350	
		2017	285	68-74-74-69	57 - T	15,387	Champion 2017	2016	272	71-66-69-66	10 - T	167,500
		2018	(151)	73-78	Cut		2017	270	67-67-70-66	1	1,242,000	
2020		(140)	72-68	Cut		2018	277	72-68-71-66	52 - T	16,472		
2021		283	74-65-66-78	62 - T	16,425	2019	(144)	72-72	Cut			
Smylie Kaufman	2016	(148)	73-75	Cut		2020	273	67-69-68-69	29 - T	51,375		
	2018	(153)	75-78	Cut		2021	278	69-67-71-71	40 - T	29,625		
Martin Kaymer	2019	282	73-65-71-73	40 - T	26,280	2022	(143)	73-70	Cut			
						2023	(147)	74-73	Cut			
					Kurt Kitayama	2022	282	71-65-70-76	40 - T	30,660		
					2023	280	70-71-71-68	29 - T	50,104			
					Patton Kizzire	2016	(147)	74-73	Cut			
						2017	287	71-71-74-71	63 - T	14,559		
						2018	279	71-70-68-70	64 - T	14,481		
						2019	(151)	78-73	Cut			
						2020	(143)	74-69	Cut			
						2021	270	67-65-71-67	3 - T	366,094		
						2022	(142)	71-71	Cut			
						2023	282	69-69-73-71	48 - T	22,881		

INDIVIDUAL PLAYER PERFORMANCES

Name	Year	Score	Rounds	Finish	Money	Name	Year	Score	Rounds	Finish	Money	
Colt Knost	2008	(145)	71-74	Cut		Scott Langley	2013	(144)	71-73	Cut		
	2011	(143)	72-71	Cut			2014	284	71-70-74-69	68-T	12,992	
	2012	(150)	74-76	Cut			2015	275	68-72-68-67	27-T	45,175	
	2013	(147)	73-74	Cut			2016	(142)	70-72	Cut		
	2015	271	66-73-66-66	10-T	134,875		Nate Lashley	2019	(146)	69-77	Cut	
	2016	285	68-70-75-72	67-T	13,688			2019	288	69-71-75-73	69	14,746
	2019	(145)	76-69	Cut				2020	(141)	72-69	Cut	
Russell Knox	2014	276	71-70-66-69	21-T	58,453	2021	277	70-68-70-69	32-T	40,125		
	2015	274	71-67-69-67	24-T	57,200	2022	(144)	72-72	Cut			
	2018	274	69-69-67-69	20-T	64,196	2023	(142)	68-74	Cut			
	2019	275	71-68-71-65	8-T	197,100	Danny Lee	2009	276	69-67-71-69	46-T	16,337	
	2020	(146)	75-71	Cut			2014	278	71-69-68-70	38-T	26,240	
	2021	(142)	73-69	Cut			2015	271	66-69-70-66	10-T	134,875	
	2022	277	68-68-70-71	15-T	132,300		2016	276	71-68-68-69	22-T	69,680	
	2023	293	69-72-76-76	72	17,487		2017	273	70-64-69-70	6	248,400	
	Satoshi Kodaira	2018	274	66-67-71-70	20-T		64,196	2018	273	70-69-69-65	14-T	117,150
		2020	274	68-68-69-69	32-T		41,875	2019	283	69-71-71-72	48-T	18,571
Brooks Koepka	2020	274	68-68-69-69	32-T	41,875	2020	(140)	70-70	Cut			
	2021	273	66-71-68-68	18-T	86,400	2021	278	72-66-69-71	40-T	29,625		
Jason Kokrak	2013	273	66-71-68-68	18-T	86,400	2022	279	73-64-77-65	23-T	77,700		
	2015	(147)	68-79	Cut		2019	286	72-69-71-74	64-T	15,257		
Champion 2021	2016	282	69-70-68-75	55-T	15,008	2020	(145)	72-73	Cut			
	2017	(155)	75-80	Cut		2022	(142)	70-72	Cut			
Kelly Kraft	2018	275	69-67-68-71	32-T	36,068	2023	285	68-69-75-73	57-T	19,662		
	2020	266	67-70-65-64	3-T	366,094	2022	(142)	71-71	Cut			
	2021	266	65-65-66-70	1	1,350,000	2023	281	67-71-70-73	40-T	31,755		
	2022	288	69-71-76-72	67th	17,724	Tom Lehman	1992	(145)	74-71	Cut		
	2012	286	71-71-64-80	57-T	14,144		1993	271	72-65-65-69	11-T	26,650	
	2017	278	65-73-71-69	18-T	86,940	Champion 1995	1994	271	66-66-69-70	5-T	51,100	
	2018	(146)	68-78	Cut			1995	271	67-68-68-68	1	252,000	
Matt Kuchar	2019	(145)	72-73	Cut		1996	(145)	70-75	Cut			
	2007	275	68-70-70-67	36-T	25,230	1997	(141)	70-71	Cut			
	2008	274	70-64-71-69	9	176,900	1999	277	71-71-64-71	26-T	21,140		
	2009	273	70-68-65-70	27-T	42,160	2001	275	67-68-68-72	15-T	64,000		
	2010	275	69-69-71-66	56-T	14,012	2002	279	71-67-71-70	23-T	38,270		
	2011	276	71-67-67-71	16-T	67,787	2003	(142)	73-69	Cut			
	2012	280	72-69-67-72	26-T	47,360	2005	278	72-68-70-68	44-T	16,528		
	2013	267	65-65-69-68	2	691,200	2006	283	72-67-73-71	65-T	12,480		
	2014	(142)	72-70	Cut		2007	269	66-67-68-68	5-T	228,000		
	2016	271	73-67-63-68	6-T	216,912	2008	(145)	73-72	Cut			
	2017	277	70-72-68-67	12-T	131,100	2009	270	68-69-66-67	13-T	112,840		
	2018	275	67-73-65-70	32-T	36,068	2011	(141)	69-72	Cut			
	2020	(139)	71-68	Cut		2013	(140)	72-68	Cut			
	2021	280	74-67-69-70	50-T	18,325	2020	(139)	65-74	Cut			
	2021	280	74-67-69-70	50-T	18,325	Marc Leishman	2011	279	66-68-69-76	44-T	17,918	
	2016	271	65-70-68-68	6-T	216,912		2012	286	72-68-74-72	57-T	14,144	
	2017	(147)	76-71	Cut			2013	279	66-68-72-73	46-T	16,864	
2018	278	67-74-68-69	58-T	15,549	2014		276	69-68-67-72	21-T	58,453		
2019	284	68-71-72-73	53-T	16,819	2015		275	66-69-70-70	27-T	45,175		
2021	(149)	77-72	Cut		2016		273	68-67-69-69	13-T	134,000		
2021	284	72-69-68-75	53-T	16,819	2017		281	69-72-69-71	34-T	34,106		
Martin Laird	2010	267	69-67-66-65	10-T	155,000	2020	(141)	69-72	Cut			
	2011	275	69-70-66-70	10-T	137,433							
	2013	280	70-69-72-69	54-T	14,400							
	2014	277	70-69-69-69	30-T	37,200							
	2015	278	69-68-72-69	43-T	18,993							
	2016	(142)	73-69	Cut								
	2017	(145)	73-72	Cut								
	2018	(143)	70-73	Cut								
	2019	284	72-69-68-75	53-T	16,819							
	2019	284	72-69-68-75	53-T	16,819							
Andrew Landry	2018	(147)	70-77	Cut								
	2019	(146)	77-69	Cut								
	2020	277	68-70-69-70	49-T	18,885							
	2021	283	71-70-71-71	62-T	16,425							
Bernhard Langer	1986	207	70-70-67	3-T	31,200							
	2005	270	68-69-66-67	6-T	163,600							
	2006	(145)	74-71	Cut								
	2007	266	65-68-66-67	2-T	528,000							
	2020	(140)	70-70	Cut								

INDIVIDUAL PLAYER PERFORMANCES

Name	Year	Score	Rounds	Finish	Money	Name	Year	Score	Rounds	Finish	Money
Justin Leonard	1993*	286	73-69-72-72	71 - T	low am	Luke List	2013	(145)	70-75	Cut	
	1995	276	68-72-68-68	5 - T	51,100		2017	(148)	74-74	Cut	
	1996	279	73-69-66-71	10 - T	39,000		2021	(142)	74-68	Cut	
	1997	273	64-67-68-74	13 - T	32,000		2023	285	70-70-71-74	57 - T	19,662
	1998	273	70-70-67-66	8 - T	69,000	Gene Littler	1954	289	72-74-69-74	12 - T	708
	1999	280	73-66-69-72	39 - T	10,640		1955	291	77-71-70-73	16 - T	425
	2000	287	73-70-74-70	61	7,194	Champion 1971	1956	290	73-71-73-73	13	625
	2001	272	69-67-70-66	5 - T	146,000		1957	290	68-74-73-75	8 - T	1,117
	2002	278	70-68-69-71	19 - T	53,965		1958	294	70-73-73-78	22 - T	150
	2003	267	68-72-66-61	2	540,000		1959	292	71-77-73-71	21 - T	213
	2004	277	70-64-72-71	14 - T	72,433		1960	281	69-70-70-72	2 - T	2,500
	2005	275	67-69-69-70	26 - T	40,600		1961	284	72-70-67-75	4 - T	1,900
	2006	280	72-67-71-70	56 - T	13,260		1962	294	70-75-76-73	28 - T	262
	2007	272	69-70-66-67	18 - T	75,600		1963	287	74-71-69-73	6 - T	2,200
	2008	278	70-72-69-67	33 - T	31,546		1964	285	71-71-68-75	3	4,000
	2009	270	66-68-64-72	13 - T	112,840		1965	282	69-71-73-69	8 - T	2,850
	2010	(139)	67-72	Cut		1966	285	69-69-70-77	7 - T	2,887	
	2011	(143)	74-69	Cut		1967	283	71-73-68-71	5	4,945	
	2012	219	69-73-77- <i>cut</i>	79	11,648	1968	280	71-72-69-68	2	15,000	
	2013	(141)	70-71	Cut		1969	292	73-68-75-76	47 - T	258	
2014	281	69-72-70-70	57 - T	14,336	1970	274	69-72-66-67	2 - T	11,575		
2015	(146)	69-77	Cut		1971	283	72-68-74-69	1	25,000		
Spencer Levin	2010	273	65-69-69-70	44 - T	18,745	1973	286	71-68-76-71	18 - T	1,875	
	2011	280	66-71-70-73	52 - T	14,632	1974	(149)	72-77	Cut		
	2012	(144)	72-72	Cut		1975	285	73-71-70-71	11 - T	5,063	
	2015	(145)	74-71	Cut		1976	(147)	76-71	Cut		
Tom Lewis	2020	(140)	72-68	Cut		1977	(148)	72-76	Cut		
	2021	(147)	75-72	Cut		1978	292	73-71-74-74	65 - T	355	
Bruce Lietzke	1975	(148)	72-76	Cut		1979	275	70-70-67-68	2 - T	26,400	
	1976	287	72-74-69-72	35 - T	944	1980	(144)	73-71	Cut		
Champion 1980 1992	1977	281	71-71-72-67	11 - T	3,800	1982	287	70-73-73-71	37 - T	1,575	
	1978	(147)	72-75	Cut		1983	(146)	75-71	Cut		
1979	281	66-73-74-68	14 - T	4,950	Adam Long	2019	278	70-69-71-68	19 - T	79,387	
1980	271	63-68-71-69	1	54,000		2020	(142)	75-67	Cut		
1981	(148)	70-78	Cut		2021	276	70-68-71-67	20 - T	68,437		
1982	283	71-74-69-69	15 - T	5,600	2022	281	68-71-73-69	35 - T	41,832		
1983	279	69-67-72-71	3 - T	23,200	2023	(142)	72-70	Cut			
1984	281	68-72-70-71	18 - T	5,485	Andrew Loupe	2014	279	75-65-68-71	45 - T	18,304	
1985	283	70-73-66-74	46 - T	1,500		2016	(142)	73-69	Cut		
1986	211	70-70-71	18 - T	7,302	Davis Love III	1986	(149)	77-72	Cut		
1987	275	69-67-69-70	12 - T	11,400		1987	269	69-69-65-66	2	64,800	
1988	287	70-71-73-73	59 - T	1,672	1988	(149)	79-70	Cut			
1989	285	75-69-70-71	39 - T	4,100	1989	280	73-72-66-69	17 - T	13,533		
1990	284	70-73-69-72	40 - T	4,100	1990	283	71-70-72-70	35 - T	4,930		
1991	275	66-69-70-70	18 - T	15,648	1991	280	71-69-70-70	44 - T	3,628		
1992	267	69-68-64-66	1*	234,000	1992	274	65-69-68-72	16 - T	17,073		
1993	277	69-72-70-66	33 - T	6,034	1993	283	72-70-72-69	65 - T	2,678		
1994	280	67-72-69-72	30 - T	7,478	1994	281	72-69-71-69	42 - T	4,900		
1995	281	67-70-74-70	29 - T	9,310	1995	286	70-68-74-74	58 - T	3,108		
1996	282	71-71-68-72	20 - T	14,683	1996	277	72-70-68-67	5	60,000		
1997	276	69-68-68-71	22 - T	13,047	1997	285	70-70-74-71	70 - T	3,184		
1998	277	67-69-67-74	29 - T	15,295	1999	275	72-66-68-69	11 - T	50,680		
1999	(148)	76-72	Cut		2000	270	67-66-69-68	2 - T	290,400		
2000	(148)	74-74	Cut		2002	274	70-70-67-67	5 - T	163,400		
2001	284	71-71-69-73	58 - T	8,840	2004	281	74-67-72-68	35 - T	25,572		
					2005	(142)	71-71	Cut			
					2006	274	70-69-67-68	17 - T	75,900		
Thomas Lim*	2015	(143)	72-71	Cut		2007	278	69-68-70-69	58 - T	13,320	
Nicholas Lindheim	2018	275	70-72-69-64	32 - T	36,068	2009	(143)	70-73	Cut		
David Lingmerth	2013	273	72-64-72-65	18 - T	86,400	2010	(144)	71-73	Cut		
	2014	273	72-69-66-66	5 - T	216,960	2011	(141)	70-71	Cut		
	2015	276	71-70-70-65	33 - T	31,525	2012	(146)	75-71	Cut		
	2017	277	71-72-67-67	12 - T	131,100	2013	(144)	76-68	Cut		
	2018	(147)	72-75	Cut		2014	285	72-69-74-70	70 - T	12,672	
	2023	(149)	75-74	Cut		2017	(155)	76-79	Cut		
	2022	283	71-68-73-71	48 - T	22,092	Dru Love	2019	(158)	78-80	Cut	
	2023	278	67-69-69-73	16 - T	132,675						

*Indicates amateur

INDIVIDUAL PLAYER PERFORMANCES

Name	Year	Score	Rounds	Finish	Money	Name	Year	Score	Rounds	Finish	Money
Tom Lovelady	2018	278	67-69-70-72	58-T	15,549	Rory McIlroy	2020	274	68-63-69-74	32-T	41,875
Justin Lower	2023	285	70-68-73-74	57-T	19,662	Maverick McNealy	2018	276	69-72-70-75	42-T	21,811
Shane Lowry	2020	(144)	71-73	Cut			2020	274	69-69-66-70	32-T	41,875
Curtis Luck	2017	281	68-73-71-69	34-T	34,106		2021	276	70-63-71-72	20-T	68,437
Jarrold Lyle	2011	(147)	76-71	Cut			2022	(142)	71-71	Cut	
	2015	212	69-69-74-cut	74-T	12,350		2023	283	71-70-74-68	52-T	20,837
Hunter Mahan	2004	287	70-71-71-75	63-T	11,130	George McNeill	2008	278	69-71-68-70	33-T	31,546
	2005	278	72-67-70-69	44-T	16,528		2009	275	68-70-68-69	41-T	22,940
	2006	285	69-72-72-72	71-T	11,760		2010	(143)	68-75	Cut	
	2007	(140)	69-71	Cut			2011	(147)	73-74	Cut	
	2008	(147)	75-72	Cut			2012	289	72-69-72-76	70-T	12,736
	2009	273	69-67-68-69	27-T	42,160		2014	276	68-72-68-68	21-T	58,453
	2010	(140)	73-67	Cut			2015	270	65-69-69-67	5-T	220,350
	2011	275	67-69-69-70	10-T	137,433		2016	(142)	72-70	Cut	
	2012	282	69-71-68-74	37-T	29,440	Troy Merritt	2016	275	69-70-68-68	17-T	93,800
	2013	275	69-68-68-70	26-T	47,360		2020	(144)	73-71	Cut	
	2014	282	66-71-70-75	60-T	13,952		2021	273	68-71-69-65	7	253,125
	2015	279	67-71-71-70	53-T	14,976		2022	285	73-66-72-74	57-T	18,984
	2016	(143)	69-74	Cut			2023	(143)	68-75	Cut	
	2017	(146)	73-73	Cut		Phil Mickelson	1993	(150)	76-74	Cut	
Peter Malnati	2016	(146)	74-72	Cut			1994	272	68-68-71-65	8	43,400
	2019	282	74-67-72-69	40-T	26,280	Champion	1995	282	69-71-73-69	33-T	7,087
	2021	(144)	74-70	Cut		2000	1997	276	70-64-70-72	22-T	13,047
	2022	(143)	72-71	Cut		2008	1998	(150)	78-72	Cut	
	2023	280	69-67-72-72	29-T	50,104		1999	275	72-63-70-70	11-T	50,680
Stephen Marino	2007	273	69-68-71-65	24-T	49,800		2000	268	67-68-70-63	1	594,000
	2008	275	68-70-71-66	10-T	140,300		2001	269	65-68-66-70	2-T	352,000
	2009	263	66-67-62-68	2-T	545,600		2002	279	73-70-69-67	23-T	38,270
	2010	(140)	68-72	Cut			2003	273	67-70-68-68	13-T	91,000
	2011	276	66-70-69-71	16-T	67,787		2004	281	71-66-70-74	35-T	25,572
	2016	(143)	75-68	Cut			2005	275	71-69-68-67	26-T	40,600
Ben Martin	2014	276	70-68-69-69	21-T	58,453		2008	266	65-68-65-68	1	1,098,000
	2015	271	66-71-68-66	10-T	134,875		2010	(144)	71-73	Cut	
	2016	278	68-68-71-71	29-T	43,550		2017	280	67-75-69-69	29-T	44,850
	2017	285	71-70-71-73	57-T	15,387		2020	(140)	69-71	Cut	
	2018	275	66-71-68-70	32-T	36,068		2021	(142)	73-69	Cut	
	2023	285	69-69-68-79	57-T	19,662	Cary Middlecoff	1946	(76)	76-x	wd	
Hideki Matsuyama	2014	274	69-70-64-71	10-T	153,600		1947	284	75-70-69-70	6-T	700
Scott McCarron	1998	276	70-67-67-72	18-T	24,485	Champion	1948	290	70-73-69-78	16-T	265
	1999	281	72-69-72-68	47-T	7,532	1951	1950	283	72-69-71-71	5-T	860
	2001	277	68-67-72-70	22-T	40,000		1951	282	69-71-69-73	1	3,000
	2002	280	70-70-69-71	28-T	29,240		1952	287	72-68-74-73	6	900
	2003	(150)	74-76	Cut			1953	287	72-73-73-69	2-T	2,500
	2006	279	70-70-70-69	45-T	15,818		1954	288	75-74-67-72	10-T	950
	2020	(143)	71-72	Cut			1955	287	74-71-70-72	4-T	1,430
Denny McCarthy	2019	(143)	72-71	Cut			1956	296	73-75-71-77	30-T	
	2020	283	70-68-73-72	66	15,975		1957	296	78-74-70-74	27-T	
	2021	(145)	73-72	Cut			1958	292	71-73-71-77	18-T	308
	2022	280	68-68-71-73	27-T	56,332		1959	297	75-77-69-76	30	100
	2023	(142)	71-71	Cut			1960	(153)	75-78-y	wd	
Tyler McCumber	2020	(140)	72-68	Cut			1961	300	79-72-75-74	44-T	100
	2021	280	69-71-71-69	50-T	18,325		1962	298	75-73-72-78	39-T	100
Graeme McDowell	2017	280	66-70-72-72	29-T	44,850		1963	301	72-76-79-74	53	150
	2019	292	71-71-78-72	73	14,162		1964	301	76-75-74-76	50-T	155
	2020	(139)	69-70	Cut							
	2021	(148)	74-74	Cut							
William McGirt	2011	277	69-67-69-72	31-T	33,687	Keith Mitchell	2020	282	67-71-71-73	64-T	16,200
	2012	287	70-71-73-73	63-T	13,568		2021	(144)	73-71	Cut	
	2013	(145)	73-72	Cut		Bryce Molder	2010	264	65-62-67-70	5-T	235,600
	2014	276	72-67-67-70	21-T	58,453		2011	(140)	72-68	Cut	
	2015	276	73-66-67-70	33-T	31,525		2012	281	72-64-75-70	31-T	37,120
	2016	281	69-72-70-7-	47-T	17,001		2013	282	67-70-69-76	66-T	13,248
	2017	286	72-70-70-74	61-T	14,973		2014	279	70-70-67-72	45-T	18,304
	2018	275	70-67-67-71	32-T	36,068		2015	280	72-68-68-72	58-T	14,365
Max McGreevy	2022	284	68-66-74-76	52-T	20,009		2016	272	64-69-70-69	10-T	167,500
							2017	(147)	77-70	Cut	
						Francesco Molinari	2019	284	71-70-70-73	53-T	16,819

x - cut hand forced withdrawal after 18 holes.
y - back injury forced withdrawal after 36 holes.

INDIVIDUAL PLAYER PERFORMANCES

Name	Year	Score	Rounds	Finish	Money	Name	Year	Score	Rounds	Finish	Money
Ryan Moore	2006	283	70-71-72-70	65-T	12,480	Henrik Norlander	2013	285	69-70-75-71	73-T	12,288
	2007	274	71-66-66-71	29-T	37,329		2020	(139)	70-69	Cut	
	2008	281	71-68-71-71	52-T	14,082		2021	280	69-72-69-70	50-T	18,325
	2009	(141)	68-73	Cut			2023	(148)	76-72		
	2010	(141)	72-69	Cut		Vincent Norman	2023	282	70-71-71-70	48-T	22,881
	2012	280	72-66-70-68	26-T	47,360	Andrew Novak	2023	281	68-66-74-73	40-T	31,755
	2013	(147)	78-69	Cut		Geoff Ogilvy	2001	279	70-70-68-71	34-T	20,200
	2017	288	67-73-76-72	67-T	14,145		2002	(147)	76-71	Cut	
	2020	(140)	66-74	Cut			2003	(147)	72-75	Cut	
Taylor Moore	2022	(147)	76-71	Cut			2004	287	74-69-69-75	63-T	11,130
	2023	(144)	69-75	Cut			2005	277	71-67-64-75	38-T	23,520
Collin Morikawa	2020	265	64-67-67-67	2	817,500		2008	273	72-64-69-68	7-T	196,725
	2021	275	69-66-72-68	14-T	125,625		2009	278	70-71-71-70	59-T	13,516
	2022	282	70-71-70-71	40-T	30,660		2010	268	70-67-67-64	13-T	99,889
	2023	280	73-67-70-70	29-T	50,104		2012	279	70-70-70-69	19-T	72,229
Trey Mullinax	2018	278	69-70-70-69	58-T	15,549		2014	(143)	69-74	Cut	
	2019	282	67-69-75-71	40-T	26,280		2015	278	69-70-70-69	43-T	18,993
	2022	(149)	71-78	Cut			2016	(149)	72-77	Cut	
Sebastian Munoz	2020	(141)	71-70	Cut			2017	284	71-7-71-69	53-T	15,973
	2021	270	67-65-70-68	3-T	366,094	*Andy Ogletree	2020	(142)	73-69	Cut	
	2022	283	70-70-70-73	48-T	22,092	Sean O'Hair	2008	277	72-70-66-69	26-T	43,310
Grayson Murray	2018	(146)	70-76	Cut			2009	271	65-64-70-72	18-T	83,700
Kevin Na	2004	x	x	wd			2010	(140)	70-70	Cut	
	2005	273	65-71-71-66	17(Tie)	81,200		2011	276	71-68-69-68	16-T	67,787
Champion	2008	282	70-71-70-71	59-T	13,298		2013	(144)	72-72		
2019	2009	269	66-68-66-69	9-T	161,200		2014	283	69-69-70-75	63-T	13,440
	2010	269	67-68-65-69	22-T	59,520		2015	(142)	71-71	Cut	
	2011	278	69-65-70-74	40-T	24,800		2016	279	67-72-69-71	34-T	32,411
	2012	278	70-71-71-66	13-T	113,067		2017	271	67-68-70-66	2-T	515,200
	2014	(142)	71-71	Cut			2018	(146)	72-74	Cut	
	2015	271	64-66-69-72	10-T	134,875	Louis Oosthuizen	2012	279	71-67-68-73	19-T	72,229
	2016	280	70-68-73-69	42-T	23,450		2014	278	72-68-67-71	45-T	18,304
	2018	266	62-73-70-61	4	340,800		2015	210	71-68-71-x	wd	
	2019	267	70-62-69-66	1	1,314,000		2016	(144)	73-71	Cut	
	2020	(139)	72-67	Cut			2018	270	67-71-64-68	5-T	259,150
	2021	277	73-65-71-68	32-T	40,125		2020	279	69-69-69-72	55-T	17,475
	2022	275	67-71-68-69	7-T	246,540						
			<i>x - withdrew after 12 holes.</i>			Carlos Ortiz	2015	280	70-70-69-71	58-T	14,365
Matthew Nesmith	2020	277	70-67-70-70	49-T	18,885		2019	(145)	76-69	Cut	
	2021	(149)	73-76	Cut			2020	(144)	69-75	Cut	
	2022	285	69-71-72-73	57-T	18,984		2021	278	70-69-71-68	40-T	29,625
	2023	282	70-69-73-70	48-T	22,881		2022	(142)	74-68	Cut	
Jack Nicklaus	1961*	297	75-74-76-72	38		Jeff Overton	2009	270	69-67-65-69	13-T	112,840
	1962	283	69-71-74-69	4	2,000		2010	263	63-67-66-67	3-T	359,600
	1963	284	71-69-74-70	3	3,500		2011	284	67-68-75-74	65-T	12,896
Champion	1964	292	76-72-71-73	21-T	775		2012	(144)	71-73	Cut	
1982	1967	285	72-71-72-70	8-T	3,258		2013	(136)	67-69-x	dq	
	1969	282	68-70-73-71	4-T	5,487		2014	279	70-71-70-68	45-T	18,304
	1970	283	71-70-69-73	17-T	1,456		2015	276	67-73-70-66	33-T	31,525
	1974	277	71-69-69-68	2	28,500		2016	(143)	69-74	Cut	
	1975	287	67-75-70-75	18-T	3,250						
	1982	273	66-70-70-67	1	63,000	Greg Owen	2007	(140)	66-74	Cut	
	1983	284	66-75-74-69	28-T	2,720		2009	278	68-69-69-72	59-T	13,516
Joaquin Niemann	2018	271	68-72-65-66	8-T	205,900		2012	281	69-68-71-73	31-T	37,120
	2019	281	71-70-70-70	31-T	39,663		2013	(142)	71-71	Cut	
	2020	274	72-65-72-65	32-T	41,875		2016	(142)	72-70	Cut	
	2021	280	69-69-72-70	50-T	18,325	John Pak	2022	(148)	73-75	Cut	
Seung-Yul Noh	2012	281	70-69-71-70	31-T	37,120						
	2013	281	69-69-69-74	62-T	13,696						
	2014	(146)	72-74	Cut							
	2016	280	67-68-70-75	42-T	23,450						
	2017	(76)	76-x								
			<i>x - withdrew after 18 holes.</i>								
Alex Noren	2020	281	67-71-67-76	60-T	16,650						
	2023	280	68-69-74-69	29-T	50,104						

*Indicates amateur

INDIVIDUAL PLAYER PERFORMANCES

Name	Year	Score	Rounds	Finish	Money	Name	Year	Score	Rounds	Finish	Money	
Arnold Palmer	1955	312	81-79-80-72	43		Rod Pamplng	2002	291	72-71-73-75	66-T	8,901	
	1956	296	73-71-76-76	30-T			2003	(142)	75-67	Cut		
Champion	1957	298	70-74-75-79	33-T			2004	283	72-71-69-71	44-T	16,024	
1962	1958	289	65-77-73-74	12-T	662		2005	270	66-67-68-69	6-T	163,600	
	1959	291	73-74-69-75	17-T	331		2006	270	67-63-70-70	3	408,000	
	1960	289	71-70-73-75	22-T	243		2007	271	67-69-70-65	12-T	114,000	
	1961	286	68-73-69-76	6-T	1,700		2008	267	69-67-63-68	2-T	536,800	
	1962	281	67-72-66-76	1*	7,000		2009	280	73-66-67-74	68-T	12,524	
	1963	299	74-75-75-75	44-T	170		2010	(140)	70-70	Cut		
	1964	287	75-71-69-72	4-T	3,160		2011	275	65-69-71-70	10-T	137,433	
	1965	287	73-74-70-70	17-T	1,300		2012	(145)	73-72	Cut		
	1967	284	73-73-67-71	6-T	4,140		2014	(142)	70-72	Cut		
	1969	290	73-68-80-69	37-T	574		2017	(149)	75-74	Cut		
	1974	(147)	74-73	Cut			2018	(150)	72-78	Cut		
	1975	(149)	71-78	Cut			2019	(145)	73-73	Cut		
	1982	295	68-73-78-76	76-T	655	C.T. Pan	2017	(147)	71-76	Cut		
			* - 1962 Playoff: Palmer 69; Pott 73.					2018	274	68-71-70-65	20-T	64,196
Johnny Palmer	1947	283	70-69-74-70	3-T	1,100		2019	272	68-67-68-69	3-T	423,400	
	1948	288	69-73-70-76	10-T	525		2020	(142)	72-70	Cut		
Champion	1950	286	70-75-71-70	7-T	625		2021	277	71-67-69-70	32-T	40,125	
1954	1951	288	71-70-75-72	9-T	550		2022	284	69-69-74-72	52-T	20,008	
	1952	296	73-71-77-75	21-T	238	Corey Pavin	1984	281	70-69-73-69	18-T	5,485	
	1953	298	76-72-71-79	24	175		1985	266	66-64-68-68	1	90,000	
	1954	280	70-72-69-69	1	5,000	Champion	1986	212	70-68-74	25-T	4,387	
	1955	291	70-74-72-75	16-T	425	1985	1987	278	70-70-68-70	25-T	4,680	
	1956	294	73-76-72-73	23-T	212	1996	1988	286	74-68-71-73	48-T	1,818	
	1957	300	74-76-74-76	38			1989	285	70-73-68-74	39-T	4,100	
	1958	299	70-78-75-76	38			1990	275	66-71-70-68	2-T	74,667	
	1959	295	75-74-73-74	26-T	100		1991	278	71-66-71-70	33-T	6,206	
	1960	288	69-76-72-71	14-T	498		1992	267	68-64-70-65	2	140,400	
	1961	302	76-78-74-74	48-T	100		1993	270	70-65-67-68	9-T	36,400	
	1964	331	87-81-82-81	69	155		1994	274	68-67-69-70	9-T	37,800	
	1965	(241)	78-80-83-x	wd	150		1995	(143)	72-71	Cut		
	1966	312	76-76-81-79	67	165		1996	272	69-67-67-69	1	270,000	
	1970	(155)	77-78	Cut			1997	280	71-68-71-70	54-T	3,584	
			x - withdraw after 54 holes.					1998	280	73-66-69-72	41-T	7,626
Ryan Palmer	2004	(146)	70-76	Cut			1999	275	69-64-74-68	11-T	50,680	
	2005	284	70-70-72-72	69-T	11,256		2000	(149)	76-73	Cut		
	2006	280	66-71-75-68	56-T	13,260		2001	273	68-64-73-68	8-T	116,000	
	2007	285	70-69-73-73	70	12,000		2002	280	68-71-69-72	28-T	29,240	
	2008	276	70-70-69-67	15-T	80,409		2003	276	68-70-69-69	28-T	32,536	
	2009	274	69-63-70-72	34-T	30,646		2004	280	70-70-72-68	31-T	32,536	
	2010	(139)	72-67	Cut			2005	275	70-66-68-71	26-T	40,600	
	2011	277	69-69-66-73	31-T	33,687		2006	272	71-67-68-66	11	150,000	
	2012	275	68-67-70-70	5-T	216,960		2007	(142)	70-72	Cut		
	2013	272	62-72-71-67	14-T	112,000		2008	276	67-69-69-71	15-T	80,409	
	2014	273	69-69-68-67	5-T	216,960		2009	271	71-69-66-65	18-T	83,700	
	2015	(142)	69-73	Cut			2010	265	67-64-67-67	7-T	199,950	
	2016	267	66-67-66-68	3-T	388,600		2011	(146)	75-71	Cut		
	2017	290	72-70-77-71	70-T	13,731		2012	281	71-70-67-73	31-T	37,120	
	2018	(150)	73-77	Cut			2013	(140)	71-69	Cut		
	2019	274	68-69-68-69	6-T	253,675		2014	(142)	70-72	Cut		
	2020	(144)	72-72	Cut			2015	(148)	73-75	Cut		
	2021	277	74-66-68-69	32-T	40,125	Cameron Percy	2017	(148)	73-75	Cut		
	2022	282	69-69-71-73	40-T	30,660		2021	(143)	72-71	Cut		
	2023	(142)	72-70	Cut		Mito Pereira	2022	275	70-66-68-71	7-T	246,540	

INDIVIDUAL PLAYER PERFORMANCES

Name	Year	Score	Rounds	Finish	Money
Pat Perez	2002	285	72-66-74-73	56-T	9,675
	2003	(72)	72-x	wd	
	2005	278	71-67-69-71	44-T	16,528
	2007	268	66-67-69-66	4	288,000
	2008	272	72-68-67-65	6	219,600
	2010	267	69-68-63-67	10-T	155,000
	2011	283	71-68-73-71	62-T	13,268
	2012	287	69-74-70-74	63-T	13,568
	2013	y		wd	
	2014	(144)	71-73	Cut	
	2015	270	69-69-68-64	5-T	220,350
	2017	(146)	73-73	Cut	
	2018	276	70-70-71-65	42-T	21,811
	Victor Perez	2020	(145)	71-74	Cut
2021		(141)	74-67	(Rain cut)	1,236
1990		278	69-71-71-67	11-T	22,000
1991		283	73-69-70-71	63-T	2,556
1992		281	70-72-71-68	59-T	2,847
1993		277	70-70-66-71	33-T	6,034
1994		277	73-67-69-68	18-T	18,900
1995		282	73-68-74-67	33-T	7,087
1996		(147)	75-72	Cut	
1998		272	68-65-69-70	6-T	79,925
Champion 2003 2005	1999	279	73-66-73-67	33-T	14,793
	2000	281	70-71-70-70	41-T	12,210
	2001	278	72-67-70-69	26-T	27,800
	2002	272	70-66-69-67	2-T	378,400
	2003	261	68-64-61-68	1	900,000
	2004	276	67-71-70-68	12-T	116,600
	2005	261	65-63-64-69	1	1,008,000
	2006	277	66-70-70-71	37-T	28,200
	2007	(142)	70-72	Cut	
	2008	280	70-69-71-70	46-T	16,592
	2009	274	64-72-68-70	34-T	30,646
	2010	269	68-64-67-70	22-T	59,520
	2011	(141)	69-72	Cut	
	2015	(143)	70-73	Cut	
	2019	(80)	80-x		
	2020	(145)	71-74	Cut	
	2021	(141)	74-67	(Rain cut)	1,236
	2022	276	67-66-72-71	12-T	178,500
			<i>x - withdrew after 18 holes. y - withdrew after 7 holes.</i>		
John Peterson	2013	275	64-71-71-69	26-T	47,360
	2015	213	69-71-73-cut	79	11,960
Carl Pettersson	2003	276	71-69-68-68	28-T	32,536
	2004	285	67-74-73-71	54-T	11,978
	2006	(142)	72-70	Cut	
	2007	277	74-65-70-68	52-T	13,920
	2008	278	72-69-70-67	33-T	31,546
	2009	279	71-68-69-71	64-T	12,958
	2010	269	65-66-70-68	22-T	59,520
	2012	280	70-69-71-70	26-T	47,360
	2013	277	66-69-73-69	35-T	30,217
	2014	(145)	72-73	Cut	
	2015	(149)	77-72	Cut	
	2016	(144)	73-71	Cut	

Name	Year	Score	Rounds	Finish	Money	
Scott Piercy	2009	(149)	73-76	dq		
	2010	(142)	71-71	Cut		
	2013	275	69-69-70-67	26-T	47,360	
	2015	278	70-69-68-71	43-T	18,993	
	2016	285	71-67-78-69	67-T	13,668	
	2017	274	68-66-72-68	7-T	215,050	
	2018	(145)	73-72	Cut		
	2019	278	70-68-68-72	19-T	79,387	
	2020	282	67-71-73-71	64-T	16,200	
	2021	(144)	72-72	dq		
	2022	(145)	72-73	Cut		
	2023	281	69-68-72-72	40-T	31,755	
	2024	271	66-66-68-71	6-T	216,912	
	Martin Piller	2016	271	66-66-68-71	6-T	216,912
		2017	(146)	75-71	Cut	
	2018	286	67-71-70-78	77-T	13,135	
Scott Pinckney	2015	282	70-70-67-75	65-T	13,390	
James Piot*	2022	(149)	73-76	Cut		
Dan Pohl	1980	279	72-70-69-68	16-T	4,209	
	1981	289	71-72-71-75	40-T	1,140	
Champion 1986	1982	288	72-73-72-71	42-T	1,018	
	1983	288	68-73-71-76	42-T	1,322	
	1984	280	69-68-74-69	15-T	8,500	
	1985	(145)	75-70	Cut		
	1986	205	68-69-68	1*	108,000	
	1987	270	69-67-66-68	3	40,800	
	1988	289	73-69-71-76	64-T	1,590	
	1989	293	72-72-76-73	68-T	2,030	
	1991	276	71-67-70-68	23-T	10,380	
	1992	(149)	76-73	Cut		
	1993	(145)	71-74	Cut		
	1994	(146)	69-77	Cut		
	1995	284	68-72-75-69	46-T	3,808	
	1996	294	72-71-73-78	75	2,850	
	1998	282	70-66-77-69	53-T	5,156	
	1999	284	70-69-77-68	62-T	5,992	
	2000	(79)	79-x	wd		
	2001	(151)	76-75	Cut		
	2002	(147)	71-76	Cut		
	2003	(147)	75-72	Cut		
	2004	288	71-72-72-73	68-T	10,706	
		<i>*won sudden-death playoff. x - withdrew after 18 holes.</i>				
D.A. Points	2005	(145)	73-72	Cut		
	2009	(143)	73-70	Cut		
	2010	(142)	72-70	Cut		
	2021	293	74-67-72-80	75	14,625	
	J.T. Poston	2017	282	65-76-70-71	41-T	24,150
		2018	274	69-68-65-72	20-T	64,196
		2019	(145)	74-71	Cut	
	2020	269	68-66-67-68	10-T	181,875	
	2021	(148)	74-74	Cut		
	2022	(145)	75-70	Cut		
	2023	(146)	75-71	Cut		
Ted Potter Jr.	2013	273	70-66-68-69	18-T	86,400	
	2018	276	68-72-63-73	42-T	21,811	
	2019	285	70-72-72-71	58-T	15,987	
Ian Poulter	2008	276	68-70-69-69	15-T	80,409	
	2009	268	66-69-65-68	9-T	192,200	
	2010	287	69-69-73-76	76	11,656	
	2015	270	65-67-68-70	5-T	220,350	
	2016	(150)	73-77	Cut		
	2019	289	73-69-72-75	70-T	14,527	
	2020	273	66-70-67-70	29-T	51,735	
	2021	270	68-70-64-68	3-T	366,094	
	2022	282	70-69-71-72	40-T	30,660	
Seamus Power	2018	(147)	73-74	dq		
	2019	(145)	71-74	Cut		

*indicates amateur

x - disqualified for signing incorrect scorecard

INDIVIDUAL PLAYER PERFORMANCES

Name	Year	Score	Rounds	Finish	Money	Name	Year	Score	Rounds	Finish	Money
Nick Price	1984	291	69-74-75-73	68-T	1,015	Chez Reavie	2008	283	73-68-72-70	64-T	12,688
	1985	273	69-70-70-64	4-T	22,000		2009	281	72-68-70-71	71-T	12,152
Champion	1986	211	68-76-67	18-T	7,302		2011	272	62-71-71-68	5-T	235,600
1994	1987	276	70-68-71-67	18-T	8,400		2012	(147)	73-74	Cut	
2002	1988	292	76-68-74-74	69-T	1,515		2013	271	70-64-70-67	11-T	147,200
	1989	277	70-66-68-73	5-T	36,500		2016	(142)	69-73	Cut	
	1990	275	72-68-67-68	2-T	74,667		2017	283	74-69-74-66	48-T	17,554
	1991	282	72-69-67-74	57-T	2,652		2018	(144)	70-74	Cut	
	1992	280	71-67-71-71	55-T	2,951		2019	(143)	71-72	Cut	
	1993	278	69-70-68-71	45-T	3,578		2020	(143)	71-72	Cut	
	1994	266	65-70-67-64	1*	252,000		2022	280	68-72-71-69	27-T	56,332
	1995	278	73-69-70-66	12-T	29,400		2023	281	67-69-75-70	40-T	31,755
	1996	288	69-70-72-77	56-T	3,345	DocRedman	2020	280	67-70-73-70	58-T	17,100
	1998	279	71-69-68-71	35-T	11,098		2021	282	68-72-68-74	59-T	16,875
	2001	(143)	71-72	Cut			2022	(145)	70-75	Cut	
	2002	267	69-65-66-67	1	774,000	Patrick Reed	2013	279	70-69-67-73	46-T	16,864
	2003	275	70-70-65-70	21-T	48,357		2015	276	70-69-68-69	33-T	31,525
			<i>*won sudden-death playoff.</i>				2016	274	65-69-69-71	15-T	117,250
Alex Prugh	2010	278	71-65-69-73	67-T	12,710		2020	267	68-69-63-67	7-T	243,750
	2011	(147)	74-73	Cut			2021	(142)	68-74	Cut	
	2015	282	72-69-70-71	65-T	13,390		2022	275	66-66-71-72	7-T	246,540
Tom Purtzer	1977	(149)	74-75	Cut		Kyle Reifers	2007	(146)	71-75	Cut	
	1978	279	70-68-68-73	8-T	5,020		2012	279	65-72-72-69	13-T	113,067
Champion	1979	284	69-76-68-71	36-T	1,447		2013	280	68-69-69-74	54-T	14,400
1991	1980	287	71-70-74-72	58-T	660		2015	216	72-69-75-cut	80	11,830
	1981	(145)	71-74	(Rain cut)	627		2016	268	66-67-67-68	5	268,000
	1982	280	69-74-67-70	5-T	12,294		2017	(145)	73-72	Cut	
	1983	(151)	75-76	x		Davis Riley	2022	273	67-67-70-69	4-T	353,500
	1984	287	73-71-71-72	57-T	1,125		2023	(143)	71-72	Cut	
	1985	286	69-71-74-72	61-T	1,080	Patrick Rodgers	2015	212	72-69-71-cut	74-T	12,350
	1986	(80)	80-y	wd			2017	(150)	76-74	Cut	
	1987	(141)	69-72	(Rain cut)	1,236		2018	(144)	71-73	Cut	
	1988	279	74-68-68-69	16-T	10,875		2020	270	67-68-70-65	14-T	129,375
	1989	282	76-70-66-70	26-T	7,400		2021	(143)	72-71	Cut	
	1990	279	67-70-73-69	15-T	16,000		2022	281	71-70-74-66	35-T	41,832
	1991	267	70-66-67-64	1	216,000		2023	285	72-67-70-76	57-T	19,662
	1992	(144)	72-72	Cut		John Rollins	2002	284	70-73-69-72	48-T	10,589
	1993	(144)	73-71	Cut			2003	(143)	70-73	Cut	
	1994	279	71-69-70-69	25-T	10,920		2004	(145)	75-70	Cut	
	1995	(147)	71-76	Cut			2006	(146)	69-77	Cut	
	1996	282	69-69-71-73	20-T	14,683		2007	273	69-68-67-69	24-T	49,800
	1997	(143)	76-67	Cut			2008	(143)	73-70	Cut	
	1999	(147)	74-73	Cut			2009	281	70-67-71-73	71-T	12,152
	2000	(146)	74-72	Cut			2010	(145)	75-70	Cut	
	2001	291	70-69-73-79	70	8,000		2011	(140)	69-71	Cut	
	2005	274	71-70-69-64	21-T	58,240		2012	(144)	72-72	Cut	
	2019	z	z				2013	269	63-71-67-68	4-T	264,533
			<i>x - disqualified after 36 holes. y - withdrew after 18 holes.</i>				2014	283	69-72-69-73	63-T	13,440
			<i>z - withdrew during first round due to injury.</i>				2015	271	68-68-71-64	13-T	108,266
Andrew Putnam	2018	274	64-72-70-68	20-T	64,146	Justin Rose	2005	279	68-69-71-71	45-T	15,818
	2019	272	69-70-67-66	3-T	423,400		2006	279	68-69-71-71	45-T	15,818
	2020	(144)	73-71	Cut		Champion	2009	274	69-69-70-66	34-T	30,646
	2021	(142)	69-73	Cut		2018	2010	280	67-70-73-70	71-T	12,152
	2022	277	73-65-67-72	15-T	132,300		2018	260	66-64-66-64	1	1,278,000
	2023	280	66-70-70-74	29-T	50,104		2019	285	74-67-74-70	58-T	15,987
Michael Putnam	2007	275	69-65-70-71	36-T	25,230		2020	266	63-69-68-66	3-T	366,094
	2014	278	70-71-68-69	38-T	26,240		2021	276	68-68-69-71	20-T	68,437
	2015	(144)	72-72	Cut			2022	(143)	72-71	Cut	
Jon Rahm	2017	271	66-69-70-66	2-T	515,200		2023	277	69-66-72-70	12-T	178,350
	2018	270	68-70-64-68	5-T	259,150	Sam Ryder	2020	(147)	76-71	Cut	
	2019	(146)	75-71	Cut			2021	(146)	72-74	Cut	
	2020	(140)	69-71	Cut			2022	(142)	69-73	Cut	
Aaron Rai	2022	289	71-68-76-74	68th	17,556		2023	(144)	74-70	Cut	
	2023	277	71-68-67-71	12-T	178,350						
Chad Ramey	2022	280	70-66-69-75	27-T	56,332						
	2023	277	68-69-69-71	12-T	178,350						

INDIVIDUAL PLAYER PERFORMANCES

Name	Year	Score	Rounds	Finish	Money	Name	Year	Score	Rounds	Finish	Money
Rory Sabbatini	2000	291	68-70-79-74	70	6,600	Charl Schwartzel	2013	(140)	70-70	Cut	
	2001	(79)	79-x	wd			2016	277	71-69-65-72	25-T	53,432
Champion 2007	2002	(151)	73-78	Cut		Adam Scott	2009	279	68-71-69-71	64-T	12,958
	2003	270	64-70-67-69	5 (Tie)	175,625		2011	284	66-70-74-74	65-T	12,896
	2004	280	72-69-67-72	31 (Tie)	32,536	Champion 2014	2014	271	71-68-66-66	1	1,152,000
	2005	270	67-69-68-66	6 (Tie)	163,600		2015	274	72-66-66-70	24-T	57,200
	2006	281	72-69-70-70	64	12,720		2016	282	72-69-71-70	55-T	15,000
	2007	266	70-67-62-67	1*	1,080,000		2018	277	69-73-71-64	52-T	16,472
	2008	(144)	71-73	Cut		Charles Seiffert	2021	(146)	72-74	Cut	
	2009	274	71-69-69-65	34-T	30,646	John Senden	2003	275	71-70-68-66	21-T	48,357
	2010	279	67-70-71-70	69-T	12,462		2004	275	66-74-70-65	9-T	143,100
	2011	276	68-64-71-73	16-T	67,787		2005	277	70-68-66-73	38-T	23,520
	2012	284	71-71-71-71	47-T	16,240		2006	279	69-70-69-71	45-T	15,818
	2013	(140)	68-72	Cut			2007	(141)	68-73	Cut	
	2014	(143)	69-74	Cut			2008	(145)	72-73	Cut	
	2015	271	67-70-66-68	10-T	134,875		2009	271	68-67-67-69	18-T	83,700
	2017	(145)	76-69	Cut			2010	275	69-67-71-66	56-T	14,012
	2018	274	66-71-71-66	20-T	64,196		2011	274	65-66-70-73	8-T	186,000
	2019	274	68-66-73-67	6-T	253,675		2012	282	69-71-72-70	37-T	29,440
	2020	270	68-68-69-65	14-T	129,375		2013	(143)	73-70	Cut	
	2021	285	69-68-73-75	67-T	15,750		2014	273	71-68-66-68	5-T	216,960
	2022	284	71-69-71-73	52-T	20,008		2015	(143)	69-74	Cut	
	2023	(148)	77-71	Cut			2016	(145)	72-73	Cut	
							2018	286	72-70-71-73	77-T	13,135
							2020	(139)	69-70	Cut	
Jamie Sadlowski	2017	(150)	73-77	Cut		Shubhankar Sharma	2018	274	73-68-66-67	20-T	64,196
Doug Sanders	1957	293	72-74-77-70	18-T	315	Robby Shelton	2020	(145)	69-76	Cut	
	1960	287	69-70-76-72	11-T	845		2021	282	70-71-67-74	59-T	16,875
Champion 1961	1961	281	69-75-67-70	1	7,000		2023	280	66-67-76-71	29-T	50,104
	1962	286	71-71-72-72	9-T	1,350	Conrad Shindler	2018	275	73-68-68-66	32-T	36,068
	1963	286	67-72-72-75	4-T	2,800	Greyson Sigg	2022	(145)	72-73	Cut	
	1964	290	73-70-73-74	12-T	1,620		2023	(146)	74-72	Cut	
	1965	282	70-72-70-70	8-T	2,850	Ben Silverman	2018	272	66-69-72-65	11-T	163,300
	1966	(257)	70-71-74-x	wd			2019	282	69-71-72-70	40-T	26,280
	1967	298	73-76-74-75	52-T	150	Webb Simpson	2009	(143)	71-72	Cut	
	1968	298	77-72-73-76	43-T	350		2010	(139)	70-69	Cut	
	1969	293	71-72-73-77	53-T	200		2016	267	65-67-67-68	3-T	388,600
	1970	293	70-72-76-75	60-T	192		2017	272	68-66-67-71	5	276,000
	1971	287	72-69-73-73	12-T	1,950		2018	(143)	70-73	Cut	
	1972	(150)	74-76	Cut			2020	(142)	73-69	Cut	
	1973	296	76-71-75-74	62-T	281	Vijay Singh	2022	280	66-69-73-72	27-T	56,332
	1976	(148)	73-75	Cut			1996	283	74-70-71-68	29-T	10,200
	1977	(149)	74-75	Cut			1998	(146)	71-75	Cut	
	1978	(153)	76-77	Cut			1999	275	67-72-66-70	11-T	50,680
							2000	281	73-67-72-69	41-T	12,210
							2001	274	69-68-69-68	11-T	88,000
Sam Saunders	2015	(147)	76-71	Cut			2002	277	70-69-67-68	12-T	79,243
	2017	279	71-70-67-71	24-T	57,270		2009	266	64-64-69-69	6-T	215,450
	2018	(147)	72-75	Cut			2010	271	67-70-67-67	33-T	33,480
Xander Schauffele	2017	283	71-70-71-71	48-T	17,554		2011	(143)	70-73	Cut	
	2018	(144)	72-72	Cut			2012	284	70-69-70-75	47-T	16,240
	2019	(143)	76-67	Cut			2013	(142)	74-68	Cut	
	2020	266	65-66-66-69	3-T	366,094		2014	285	68-73-69-75	70-T	12,672
Scottie Scheffler	2020	279	68-69-69-73	55-T	17,475		2015	278	69-66-69-74	43-T	18,993
	2021	(143)	70-73	Cut			2016	279	70-71-72-66	34-T	32,411
	2022	271	66-65-68-72	2nd	915,600	Roger Sloan	2019	281	65-72-70-74	31-T	39,663
	2023	273	67-67-72-67	3-T	513,300	Heath Slocum	2002	(152)	78-74	Cut	
Adam Schenk	2018	(145)	68-77	Cut			2003	(145)	72-73	Cut	
	2019	(151)	72-79	Cut			2004	(144)	70-74	Cut	
	2020	276	66-72-72-66	43-T	24,425		2005	276	68-72-69-67	32-T	30,987
	2021	284	73-67-72-72	65-T	16,050		2006	(144)	73-71	Cut	
	2022	(142)	75-67	Cut			2007	276	70-65-72-69	46-T	16,320
	2023	272	66-67-67-72	2	948,300		2008	277	74-68-67-68	26-T	43,310
Ollie Schneiderjans	2017	280	71-69-71-69	29-T	44,850		2009	277	69-71-68-69	54-T	14,136
	2018	283	69-73-70-71	74-T	13,561		2010	274	69-69-69-67	50-T	14,839
	2019	(143)	75-68	Cut			2011	(140)	72-68	Cut	
Matthias Schwab	2022	285	69-71-70-75	57-T	18,984		2012	218	70-73-75-cut	78	11,776
	2023	290	69-72-77-72	70-T	17,748		2014	277	69-69-69-70	30-T	37,200

INDIVIDUAL PLAYER PERFORMANCES

Name	Year	Score	Rounds	Finish	Money	Name	Year	Score	Rounds	Finish	Money
Alex Smalley	2022	280	72-66-69-73	27-T	56,332	Scott Stallings	2011	(149)	76-73	Cut	
	2023	281	70-71-68-72	40-T	31,755		2012	(147)	72-75	Cut	
Cameron Smith	2017	(145)	76-69	Cut			2013	269	69-65-69-66	4-T	264,533
	2018	(153)	79-74	Cut			2014	(142)	74-68	Cut	
	2020	(142)	69-73	Cut			2016	(145)	74-71	Cut	
Austin Smotherman	2022	286	67-71-70-78	63-T	18,228		2017	287	71-73-73-70	63-T	14,559
	2023	279	67-73-70-69	21-T	82,324		2018	(143)	69-74	Cut	
Sam Snead	1946	292	71-69-72-70	4	1,000		2019	(145)	73-72	Cut	
Champion	1950	277	66-72-66-73	1	3,000		2021	285	72-68-71-74	67-T	15,750
1950	1951	292	71-71-76-74	19-T	75		2022	273	67-64-70-72	4-T	353,500
	1965	286	71-72-72-71	15-T	1,650		2023	(145)	71-74	Cut	
Brandt Snedeker	2007	274	66-70-67-71	29-T	37,329	Kyle Stanley	2010	270	68-66-66-70	27-T	43,090
	2010	276	71-66-69-70	59-T	13,392		2011	280	70-69-70-71	52-T	14,632
	2011	276	69-67-70-70	16-T	67,787		2012	(146)	72-74	Cut	
	2014	279	70-66-73-70	45-T	18,304		2013	(144)	74-70	Cut	
	2015	269	67-69-66-67	2-T	485,333		2014	284	73-68-73-70	68-T	12,992
	2016	275	68-68-69-70	17-T	93,800		2016	(142)	72-70	Cut	
	2017	283	70-71-73-69	48-T	17,554		2017	(147)	73-74	Cut	
	2018	276	70-71-68-67	42-T	21,811		2021	274	69-67-68-70	8-T	196,875
	2019	278	74-67-68-69	19-T	79,387	Brendan Steele	2011	(142)	69-73	Cut	
	2021	280	66-70-75-69	50-T	18,325		2013	(149)	77-72	Cut	
	2022	285	71-69-70-75	57-T	18,984		2019	(152)	75-77	Cut	
Mike Souchak	1954	290	72-67-72-79	15-T	475		2020	(144)	71-73	Cut	
	1955	306	75-76-74-81	41		Shawn Stefani	2013	278	69-70-68-71	42-T	23,040
Champion	1956	280	74-72-65-69	1	5,000		2015	273	67-69-69-68	19-T	78,780
1956	1957	287	70-73-72-72	4-T	1,800		2016	279	70-68-66-75	34-T	32,411
	1958	297	74-81-72-70	34-T			2018	280	66-73-70-71	66-T	14,484
	1959	296	69-78-81-68	29	100		2019	(146)	71-75	Cut	
	1960	284	74-69-71-70	5-T	1,400	Brett Stegmaier	2016	284	69-71-70-74	65-T	14,003
	1961	289	69-70-73-77	15-T	875	Henrik Stenson	2010	270	67-68-69-66	27-T	43,090
	1962	x	x	dq			2011	279	66-71-72-70	44-T	17,918
	1963	294	75-74-71-74	24-T	525		2012	(148)	72-76	Cut	
	1964	297	73-74-74-76	40-T	220		2013	277	68-70-72-67	35-T	30,217
	1965	293	69-75-76-73	36-T	538		2021	(145)	72-73	Cut	
	1966	289	74-71-72-72	25-T	838	Richard Sterne	2015	(147)	75-72	Cut	
	1967	311	80-76-80-75	69-T	150	Sam Stevens	2023	280	71-66-72-69	29-T	50,104
	1970	(155)	77-78	Cut		Dave Stockton	1967	278	65-66-74-73	1	23,000
			<i>x - disqualified after 18 holes.</i>				1968	289	70-72-71-76	13-T	2,225
J.J. Spaun	2017	(71)	71-x			Champion	1969	288	69-72-73-74	24-T	986
	2018	(146)	75-71	Cut		1967	2010	282	69-72-72-69	12-T	2,275
	2022	(78)	78-x				1971	287	69-70-71-77	12-T	1,950
	2023	286	70-69-70-77	63-T	18,705		1972	278	67-68-71-72	3	8,850
			<i>x - withdrew after 18 holes due to injury.</i>				1973	290	70-72-72-76	35-T	741
Jordan Spieth	2013	270	65-67-71-67	7-T	192,800		1974	291	70-71-75-75	48-T	641
	2014	275	67-69-70-69	14-T	102,400		1975	273	72-64-68-69	2	28,500
Champion	2015	269	64-73-67-64	2-T	485,333		1976	288	67-69-75-77	42-T	680
2016	2016	263	67-66-65-65	1	1,206,000		1977	287	72-70-74-71	40-T	800
	2017	271	70-68-68-65	2-T	515,200		1978	(147)	72-75	Cut	
	2018	275	69-68-70-68	32-T	36,068		1979	288	74-67-70-77	58-T	675
	2019	275	65-70-68-72	8-T	197,100		1980	289	67-72-71-79	63	642
	2020	269	65-65-68-71	10-T	181,875		1981	(147)	72-75	Cut	
	2021	268	63-66-66-73	2	817,500		1982	(154)	78-76	Cut	
	2022	275	69-66-70-70	7-T	246,540		1983	293	73-70-73-77	65-T	840
	2023	(144)	72-72	Cut			1984	284	71-70-69-74	40-T	1,950
Kevin Stadler	2005	(147)	77-70	Cut			1985	285	70-69-70-76	52-T	1,143
	2008	279	71-70-68-70	40-T	23,180		1987	(74)	74-x	wd	
	2010	281	69-68-70-74	74	11,904		1988	282	73-69-70-70	35-T	3,955
	2011	273	69-68-69-67	7	207,700		1989	293	71-73-75-74	68-T	2,030
	2012	(146)	74-72	Cut			1990	(152)	77-75	Cut	
	2013	(150)	74-76	Cut			1991	(143)	68-75	Cut	
	2014	(142)	74-68	Cut			1994	282	70-68-71-73	47-T	3,845
							1998	(146)	71-75	Cut	
							1999	(151)	74-77	Cut	
							2001	(149)	79-70	Cut	
									<i>x - withdrew after 18 holes.</i>		

INDIVIDUAL PLAYER PERFORMANCES

Name	Year	Score	Rounds	Finish	Money	Name	Year	Score	Rounds	Finish	Money
Tyler Strafaci	2022	(149)	76-73	Cut		Adam Svensson	2022	282	69-68-69-76	40-T	30,660
Sepp Straka	2020	(139)	66-73	Cut		Andrew Svoboda	2014	(146)	73-73	Cut	
	2021	(142)	68-74	Cut			2015	(145)	69-76	Cut	
	2023	280	69-71-70-70	29-T	50,104	Hudson Swafford	2015	(143)	73-70	Cut	
Robert Streb	2013	(143)	71-72	Cut			2016	281	71-70-72-68	47-T	17,001
	2014	278	66-68-74-70	38-T	26,240		2019	(146)	71-75	Cut	
	2015	273	71-68-68-66	19-T	78,780		2021	279	71-70-69-69	45-T	22,335
	2016	286	70-71-69-76	70	13,400	Callum Tarren	2023	(149)	69-78	Cut	
	2017	281	70-72-72-67	34-T	34,106	Ben Taylor	2023	(143)	71-72	Cut	
	2018	277	72-67-70-68	52-T	16,472	Nick Taylor	2011	(143)	72-71	Cut	
	2021	279	67-68-72-72	45-T	22,335		2015	275	68-68-68-71	27-T	45,175
	2022	(145)	73-72	Cut			2016	281	69-69-70-73	47-T	17,001
Kevin Streelman	2009	275	68-70-66-71	41-T	22,940		2017	285	70-71-79-73	61-T	14,973
	2010	(141)	72-69	Cut			2018	(150)	76-74	Cut	
	2011	275	72-67-68-68	10-T	137,433		2019	(143)	69-74	Cut	
	2012	(146)	73-73	Cut			2021	283	71-66-71-75	62-T	16,425
	2013	(140)	70-70	Cut			2022	283	66-71-72-74	48-T	22,092
	2015	280	71-69-66-74	58-T	14,365		2023	(144)	71-73	Cut	
	2016	(145)	73-72	Cut		Vaughn Taylor	2005	(72)	72-x	wd	
	2017	278	68-72-70-68	18-T	86,940		2006	274	70-67-67-70	17-T	75,900
	2018	284	69-67-72-76	76	13,348		2008	281	67-68-70-76	52-T	14,082
	2019	281	69-71-69-72	31-T	39,663		2009	(142)	71-71	Cut	
	2020	(140)	69-71	Cut			2011	(147)	73-74	Cut	
	2021	276	69-66-69-72	20-T	68,437		2012	(144)	74-70	Cut	
	2022	(145)	72-73	Cut			2013	284	71-68-71-74	70-T	12,672
	2023	276	68-69-68-71	9-T	237,075		2016	282	72-67-71-72	55-T	15,008
Steve Stricker	1994	281	71-67-67-76	42-T	4,900		2017	278	68-71-72-67	18-T	86,940
	1996	295	72-71-73-79	79	2,820		2018	274	67-70-70-67	20-T	64,196
Champion 2009	2002	(150)	75-75	Cut			2019	285	74-67-70-74	58-T	15,987
	2005	271	68-65-66-72	13-T	108,266		2020	(140)	66-74	Cut	
	2007	273	67-71-68-67	24-T	49,800				<i>x - withdrew after 18 holes.</i>		
	2008	(147)	74-73	Cut		Josh Teater	2010	(141)	75-66	Cut	
	2009	263	63-63-69-68	1	1,116,000		2011	276	68-70-68-70	16-T	67,787
	2010	272	68-67-67-70	38-T	26,040		2012	286	70-71-72-73	57-T	14,144
	2015	275	67-70-71-67	27-T	45,175		2013	270	65-67-71-67	7-T	192,800
	2016	281	72-68-70-71	47-T	17,001		2014	278	68-71-70-69	38-T	26,240
	2017	274	72-71-68-63	7-T	215,050		2019	277	68-70-71-68	17-T	113,150
	2018	275	65-72-68-70	32-T	36,068		2020	(144)	72-72	Cut	
	2020	(142)	73-69	Cut		Sahith Theegala	2021	(144)	73-71	Cut	
Chris Stroud	2010	(140)	71-69	Cut			2022	285	70-69-67-79	57-T	18,984
	2012	278	69-73-67-69	13-T	113,067	Justin Thomas	2020	269	64-68-66-71	10-T	181,875
	2013	270	67-66-67-70	7-T	192,800		2021	278	72-66-71-69	40-T	29,625
	2014	275	70-64-69-72	14-T	102,400		2022	(143)	71-72	Cut	
	2015	(143)	74-69	Cut		Michael Thompson	2012	284	69-71-71-73	47-T	16,240
	2016	273	69-69-64-71	13-T	134,000		2013	279	67-72-69-71	46-T	16,864
	2017	282	71-73-69-69	41-T	24,150		2014	274	73-66-69-66	10-T	153,600
	2018	(69)	69-x				2015	(144)	69-75	Cut	
	2019	283	72-70-71-70	48-T	18,571		2017	285	68-74-72-71	57-T	15,387
							2018	275	70-72-64-69	32-T	36,068
							2019	(146)	73-73	Cut	
							2021	(143)	72-71	Cut	
Brian Stuard	2013	274	67-70-69-68	22-T	64,000		2022	282	73-67-71-71	40-T	30,660
	2014	(142)	71-71	Cut		Nicholas Thompson	2008	281	71-69-69-72	52-T	14,082
	2015	281	71-69-70-71	62-T	13,910		2009	(141)	68-73	Cut	
	2017	279	70-73-71-65	24-T	57,270		2013	(145)	69-76	Cut	
	2018	275	70-72-68-65	32-T	36,068		2014	272	69-68-69-66	3-T	371,200
	2019	286	70-72-73-71	64-T	15,257		2015	(142)	71-71	Cut	
	2020	276	68-70-74-64	43-T	24,425	Brendon Todd	2012	216	70-70-77-cut	73-T	11,904
	2021	281	68-73-70-70	56-T	17,325		2014	273	69-69-67-68	5-T	216,960
	2022	(143)	74-69	Cut			2015	278	70-67-71-70	43-T	18,993
Justin Suh	2023	278	68-70-66-74	16-T	132,675		2016	(147)	74-73	Cut	
Daniel Summerhays	2011	(153)	72-81	Cut			2020	(142)	69-73	Cut	
	2012	(145)	67-78	Cut			2021	274	72-64-67-71	8-T	196,875
	2013	277	65-73-67-72	35-T	30,217		2022	272	68-68-65-71	3	579,600
	2014	280	69-71-73-67	51-T	15,061		2023	285	69-71-71-74	57-T	19,662
	2015	280	68-71-68-73	58-T	14,365						
	2016	281	72-68-68-73	47-T	17,001						
	2017	(150)	75-75	Cut							

INDIVIDUAL PLAYER PERFORMANCES

Name	Year	Score	Rounds	Finish	Money	Name	Year	Score	Rounds	Finish	Money	
David Toms	1998	287	71-69-76-71	72	4,508	Tyrone Van Aswegen ...	2016	280	69-72-71-68	42-T	23,450	
	1999	(147)	73-74	Cut			2017	(151)	76-75	Cut		
Champion	2000	272	67-66-72-67	4-T	145,200		2018	273	67-67-71-68	14-T	117,150	
2011	2001	273	67-70-66-70	8-T	116,000		2019	280	69-71-71-69	29-T	50,735	
	2002	272	71-71-64	2-T	378,400	Bo Van Pelt	2004	274	68-69-72-65	5-T	186,162	
	2003	x	x	wd			2005	273	70-67-68-68	17-T	81,200	
	2004	283	72-70-68-73	44-T	16,024		2006	273	67-68-67-71	12-T	117,600	
	2005	269	69-66-68-66	3-T	291,200		2007	276	68-71-67-70	46-T	16,320	
	2006	276	68-66-70-72	30-T	35,657		2008	285	72-70-71-72	70-T	12,139	
	2007	272	70-68-68-66	18-T	75,600		2009	278	71-69-69-69	59-T	13,516	
	2008	277	72-69-66-70	26-T	43,310		2010	267	67-66-65-69	10-T	155,000	
	2009	273	67-72-65-69	27-T	42,160		2011	270	68-69-68-65	3	421,600	
	2010	268	68-67-68-65	13-T	99,889		2012	279	69-64-71-75	19-T	72,229	
	2011	265	62-62-74-67	1	1,116,000		2013	276	70-68-67-71	31-T	38,800	
	2012	(145)	74-71	Cut			2014	275	67-68-70-70	14-T	102,400	
	2013	(142)	76-66	Cut			2015	(146)	75-71	Cut		
	2014	273	72-66-65-70	5-T	216,960	Erik van Rooyen	2020	(142)	72-70	Cut		
	2015	(146)	74-72	Cut			2022	(144)	71-73	Cut		
	2016	277	67-69-70-71	25-T	53,432		2023	(148)	76-72	Cut		
	2019	281	71-68-70-72	31-T	39,663	Harold Varner III	2017	(148)	73-75	Cut		
			<i>x - withdrew after 1 hole due to injury.</i>					2020	271	63-66-70-72	19-T	95,625
Martin Trainer	2022	284	68-70-74-72	52-T	20,009		2021	277	74-64-67-72	32-T	40,125	
Lee Trevino	1968	283	71-71-70-71	4-T	5,812	Jhonattan Vegas	2015	279	68-73-68-70	53-T	14,976	
	1970	274	66-70-69-69	2-T	11,575		2016	(149)	76-73	Cut		
Champion	1971	287	70-68-75-74	12-T	1,950		2017	(151)	82-69	Cut		
1976	1972	288	73-71-69-75	31-T	815		2018	282	64-77-70-71	73	13,774	
1978	1973	294	71-73-76-74	55-T	330		2019	281	74-67-73-67	31-T	39,663	
	1974	280	72-69-71-68	5	10,250		2020	281	64-74-73-70	60-T	16,650	
	1975	293	75-70-75-73	50-T	600		2021	286	73-68-74-71	69-T	15,300	
	1976	273	68-64-68-73	1	40,000	Camilo Villegas	2006	279	68-69-73-69	45-T	15,818	
	1977	281	70-67-73-71	11-T	3,800		2013	275	70-68-69-68	26-T	47,360	
	1978	268	66-68-68-66	1	40,000		2014	(143)	72-71	Cut		
	1979	283	66-73-74-70	27-T	2,042		2016	(144)	73-71	Cut		
	1980	277	66-72-69-70	9-T	7,800		2017	(75)	75-x			
	1981	289	73-71-71-74	40-T	1,140		2021	286	69-71-76-70	69-T	15,300	
	1982	281	72-74-67-68	9-T	9,800		2022	(142)	67-75			
	1983	(146)	74-72	Cut				<i>x - withdrew after 18 holes.</i>				
	1984	289	75-70-74-70	62-T	1,075	Michael Visacki	2021	(149)	77-72	Cut		
	1985	278	70-69-68-71	15-T	8,250	Lanny Wadkins	1972	292	72-73-74-73	47-T	350	
	1986	210	73-68-69	13-T	10,920		1973	288	71-73-73-71	24-T	1,215	
	1987	(142)	69-73	Cut		Champion	1974	(151)	76-75	Cut		
	1988	280	69-71-68-72	22-T	6,417	1988	1975	(75)	75-x	wd		
	1989	(147)	74-73	Cut			1976	287	72-72-71-72	35-T	944	
Cameron Tringale	2011	284	72-67-76-69	65-T	12,896		1977	291	72-71-72-76	55-T	435	
	2012	(146)	75-71	Cut			1979	286	71-72-73-70	49-T	763	
	2013	280	70-69-72-69	54-T	14,400		1981	293	73-71-75-74	55-T	687	
	2014	283	70-70-67-76	63-T	13,440		1982	293	73-70-75-75	71-T	686	
	2015	278	68-70-71-69	43-T	18,993		1984	(147)	72-75	Cut		
	2016	283	70-71-79-73	62-T	14,338		1985	(147)	73-74	Cut		
	2017	292	72-71-72-77	72	13,524		1988	270	67-68-70-65	1	135,000	
	2021	277	67-69-71-70	32-T	40,125		1989	(148)	73-75	Cut		
	2022	(144)	73-71	Cut			1990	288	72-74-68-74	57-T	2,220	
Kevin Tway	2014	(146)	75-71	Cut			1991	282	70-69-73-70	57-T	2,652	
	2017	278	68-70-72-68	18-T	86,940		1992	274	72-68-68-66	16-T	17,073	
	2018	270	66-69-68-67	5-T	259,150		1994	(146)	73-73	Cut		
	2019	278	68-70-69-71	19-T	79,387		1995	279	69-73-67-70	15-T	20,335	
	2020	(149)	73-76	Cut			1996	289	70-68-73-78	62-T	3,225	
	2022	(147)	73-74	Cut			1997	277	66-70-71-70	33-T	8,100	
	2023	(146)	74-72	Cut			1998	276	66-71-70-69	18-T	24,485	
Peter Uihlein	2012	(154)	74-80	Cut			1999	(147)	70-77	Cut		
	2019	276	67-73-67-68	13-T	136,875			<i>x - withdrew after 18 holes.</i>				
	2020	270	69-65-69-67	14-T	129,375	Tucker Wadkins	2019	(154)	76-78	Cut		
	2021	(143)	70-73	Cut								

INDIVIDUAL PLAYER PERFORMANCES

Name	Year	Score	Rounds	Finish	Money	Name	Year	Score	Rounds	Finish	Money	
Johnson Wagner	2007	(141)	69-72	Cut		Boo Weekley	2007	(143)	73-70	Cut		
	2008	280	63-71-73-73	46-T	16,592		2010	266	67-63-67-69	9	179,800	
	2009	(143)	70-73	Cut		Champion 2013	2011	281	66-70-74-71	55	14,260	
	2012	(146)	76-70	Cut			2012	281	72-71-68-70	31-T	37,120	
	2013	(140)	71-69	Cut			2013	266	67-67-66-66	1	1,152,000	
	2015	(143)	72-71	Cut			2014	288	71-69-74-74	75	12,160	
	2016	279	70-67-70-72	34-T	32,411		2015	276	64-69-71-72	33-T	31,525	
	2017	(149)	78-71	Cut			2016	(143)	73-70	Cut		
Jimmy Walker	2011	282	72-67-71-72	56-T	13,826		2017	(151)	76-75	Cut		
	2014	274	67-68-69-70	10-T	153,600		2019	(144)	70-74	Cut		
	2015	282	72-66-72-72	65-T	13,390		Mike Weir	1999	287	71-69-78-69	72-T	5,460
	2016	278	70-68-71-69	29-T	43,550			2000	274	67-68-69-70	8-T	89,100
	2018	274	68-70-70-66	20-T	64,196	2001		284	70-71-68-75	58-T	8,840	
	2019	278	67-74-70-67	19-T	79,387	2002		282	71-68-73-70	36-T	20,694	
	2020	(146)	70-76	Cut		2004		286	68-73-71-74	61-T	11,501	
	2021	(145)	72-73	Cut		2005		(147)	73-74	Cut		
2023	281	73-67-71-70	40-T	31,755	2006	278		66-73-72-67	40-T	23,400		
Matt Wallace	2020	(140)	70-70	Cut		2008		276	71-69-66-70	15-T	80,409	
	2021	281	71-70-68-72	56-T	17,325	2009		279	69-67-72-71	64-T	12,958	
	2023	(143)	71-72	Cut		2010		271	68-68-68-67	33-T	33,480	
	Nick Watney	2005	(142)	74-68	Cut		2011	(149)	72-77	Cut		
2007		(140)	71-69	Cut		2015	(147)	75-72	Cut			
2010		270	68-66-67-69	27-T	43,090	2019	285	71-71-72-71	58-T	15,987		
2012		290	71-71-72-76	72	12,544	Tom Weiskopf	1966	286	74-68-75-69	13-T	1,760	
2014		(144)	74-70	Cut			1967	286	70-65-70-81	11-T	2,369	
2017		284	67-72-73-72	53-T	15,973		Champion 1973	1969	297	71-76-68-82	68-T	200
2018		(155)	79-76	Cut				1970	284	70-74-69-71	25-T	982
2019		275	67-68-70-70	8-T	197,100			1971	289	71-72-72-74	24-T	877
2020		(145)	71-74	Cut				1972	295	76-68-74-77	60-T	250
2022		(147)	76-71	Cut				1973	276	69-68-70-69	1	30,000
Bubba Watson	2006	(142)	65-77	Cut				1974	284	70-68-72-74	11-T	5,063
	2008	286	69-73-69-75	72	11,956			1975	289	75-71-70-73	29-T	1,625
	2020	267	68-66-68-65	7-T	243,750			1976	277	68-71-67-71	3-T	11,800
	Tom Watson	1973	299	73-73-74-79	69-T	243		1977	285	72-70-72-71	26-T	1,390
1974		286	73-69-73-71	19-T	2,589	1978		276	72-68-71-65	6	7,200	
Champion 1998		1975	284	73-69-75-67	8-T	6,792	1979	285	72-69-72-72	42-T	1,050	
		1976	287	72-71-71-73	35-T	944	1980	282	69-67-70-76	31-T	1,779	
		1977	274	67-72-68-67	3	14,200	1981	285	70-72-69-74	19-T	4,050	
		1978	273	69-68-68-68	4-T	8,800	1983	295	73-66-75-81	70-T	800	
		1979	276	71-73-65-67	4-T	13,200	1984	291	71-71-74-75	68-T	1,015	
		1980	274	66-68-71-69	4-T	13,200	1986	(148)	79-69	Cut		
		1981	(145)	76-69	(Rain cut)	627	1990	(150)	74-76	Cut		
		1984	277	66-72-69-70	4-T	18,850	1992	279	72-70-69-68	49-T	3,176	
		1985	281	74-66-73-68	35-T	2,465	Richy Werenski	2018	283	68-73-68-74	74-T	13,561
		1986	207	75-68-64	3-T	31,200		2019	(144)	74-70	Cut	
1987		(143)	70-73	Cut		2020		280	72-66-70-72	58-T	17,100	
1988		(146)	78-68	Cut		2021		279	68-72-69-70	45-T	22,335	
1990		281	71-72-68-70	25-T	7,975	2023	(146)	71-75	Cut			
1991		272	68-66-69-69	7-T	36,150	Kyle Westmoreland	2023	(143)	73-70	Cut		
1992		275	72-70-66-67	25-T	10,140		Lee Westwood	2021	(144)	75-69	Cut	
1993		269	69-64-71-65	6-T	43,550	Vincent Whaley		2021	276	69-66-72-69	20-T	68,437
1995		283	68-69-70-76	41-T	5,180		2022	(143)	71-72	Cut		
1996		286	73-69-69-75	46-T	3,900	Steve Wheatcroft	2015	212	70-71-72- <i>cut</i>	74-T	12,350	
1997	(144)	72-72	Cut		Will Wilcox		2016	(144)	75-69	Cut		
1998	265	68-66-65-66	1	414,000			Tim Wilkinson	2014	280	66-71-69-74	51-T	15,061
1999	280	74-70-66-70	39-T	10,640	2016			281	71-68-77-65	47-T	17,001	
2002	275	68-72-66-69	7	144,050								

INDIVIDUAL PLAYER PERFORMANCES

Name	Year	Score	Rounds	Finish	Money	Name	Year	Score	Rounds	Finish	Money
Danny Willett	2020	(143)	71-72	Cut							
	2023	(144)	73-71	Cut							
Chris Williams	2014	(146)	75-71	Cut							
Mark Wilson	2007	280	68-71-70-71	61-T	12,960						
	2008	275	70-67-68-70	10-T	140,300						
	2009	272	67-71-66-68	22-T	59,520						
	2010	(142)	70-72	Cut							
	2011	277	65-66-71-75	31-T	33,687						
	2012	288	71-71-72-74-	66-T	13,120						
	2014	(145)	69-76	Cut							
	2015	(142)	68-74	Cut							
Aaron Wise	2018	(143)	70-73	Cut							
Matthew Wolff	2020	278	67-69-71-71	54	17,775						
Gary Woodland	2012	216	70-70-76- <i>cut</i>	73-T	12,224						
	2020	268	65-67-66-70	9	219,375						
	2021	275	70-69-69-67	14-T	125,625						
	2022	(144)	72-72	Cut							
Tiger Woods	1997	268	67-65-64-72	4-T	70,400						
Brandon Wu	2022	(148)	77-71	Cut							
Dylan Wu	2023	(145)	72-73	Cut							
Gunn Yang*	2015	282	67-70-71-74	65-T							
Y.E. Yang	2008	(146)	72-74	Cut							
	2009	(141)	74-67	Cut							
	2010	(141)	73-68	Cut							
	2012	281	73-69-66-73	31-T	37,120						
	2013	(148)	72-76	Cut							
	2014	(150)	76-74	Cut							
Carson Young	2023	279	69-66-75-69	21-T	82,324						
Will Zalatoris	2021	282	69-71-70-72	59-T	16,875						
	2022	(143)	72-71	Cut							
Xinjun Zhang	2018	(145)	71-74	Cut							
	2020	(150)	74-76	Cut							
	2021	289	71-70-71-77	73	14,925						
Fuzzy Zoeller	1975	(153)	73-80	Cut							
	1977	291	73-72-72-74	55-T	435						
Champion 1981	1978	281	66-69-72-74	16-T	2,800						
	1979	278	70-68-70-70	6-T	10,425						
	1980	278	67-72-70-69	13-T	5,800						
	1981	274	67-69-68-70	1	54,000						
	1982	287	69-72-72-74	37-T	1,575						
	1983	278	68-70-68-72	2	43,200						
	1984	281	69-73-70-69	18-T	5,485						
	1985	(148)	73-75	Cut							
	1986	214	74-68-72	37-T	2,640						
	1988	286	76-68-69-73	48-T	1,818						
	1990	287	72-73-71-71	51-T	2,353						
	1992	279	73-66-71-69	49-T	3,176						
	1993	277	69-68-70-70	33-T	6,034						
	1994	275	68-70-68-69	12-T	29,400						
	1995	283	66-72-74-71	41-T	5,180						
	1996	288	69-70-72-77	56-T	3,345						
1997	277	71-65-70-71	33-T	8,100							
1999	290	71-70-73-76	77-T	5,152							
2001	(145)	73-72	Cut								

HALL OF FAMERS AT COLONIAL

Fifty-seven World Golf Hall of Fame golfers, and an additional six members of the PGA of America Hall of Fame, played in Colonial National Invitation tournaments over the years.

Seventeen of the all-time great golfers won a total of 27 Colonial championships. The 62 Hall of Famers also have finished in the top 10 at Colonial a total of 173 other times, including 28 second place finishes and 19 third place finishes.

An additional 13 World Golf Hall of Famers competed in the '41 Open at Colonial, but not in the National Invitation. Here are all their Colonial playing records, with the 1941 U.S. Open results in italics:

Player	Year	Score	Best 18	Finish	Money
Isao Aoki	1989	278	66	8 (Tie)	28,000
Tommy Armour	<i>1941</i>	<i>(160)</i>	<i>77</i>	<i>(Did not make cut)</i>	
Seve Ballesteros	1984	281	68	18 (Tie)	5,485
Deane Beman	1961*	293	68	26 (Tie)	low am
	1967	289	68	23 (Tie)	932
	1968	301	72	53 (Tie)	200
	1969	289	70	30 (Tie)	756
	1970	<i>(148)</i>	<i>70</i>	<i>(Did not make cut)</i>	
	1971	295	70	65 (Tie)	192
	1972	285	67	17 (Tie)	1,750
	1973	287	69	23	1,500
Tommy Bolt	1951	290	70	15 (Tie)	350
	1952	285	70	3	1,875
Champion	1953	<i>(220)</i>	<i>67</i>	<i>x</i>	
1958	1954	298	73	32	
	1955	<i>(262)</i>	<i>71</i>	<i>y</i>	
	1956	281	68	2	3,000
	1957	293	72	18 (Tie)	315
	1958	282	68	1	5,000
	1959	298	72	31 (Tie)	100
	1960	286	67	9 (Tie)	1,050
	1961	294	71	28 (Tie)	315
	1962	304	72	51 (Tie)	100
	1963	303	72	56 (Tie)	150
	1964	302	73	54 (Tie)	155
	1965	288	69	22 (Tie)	894
	1966	<i>(216)</i>	<i>70</i>	<i>y</i>	
	1967	292	70	35 (Tie)	520
	1968	286	70	9 (Tie)	3,375
	1969	290	71	37 (Tie)	574
	1970	<i>(148)</i>	<i>72</i>	<i>(Did not make cut)</i>	
	1972	<i>(74)</i>	<i>74</i>	<i>(Disq. in 2nd Rd.)</i>	

x - disqualification in final 18.

y - withdrew after 63 holes.

Player	Year	Score	Best 18	Finish	Money
Julius Boros	1951	287	69	8	600
	1952	297	74	24 (Tie)	188
Champion	1955	287	69	4 (Tie)	1,430
1960	1957	298	72	33 (Tie)	
1963	1958	291	70	16 (Tie)	425
	1959	306	75	45 (Tie)	100
	1960	280	69	1	5,000
	1961	304	75	52	100
	1962	291	70	20 (Tie)	600
	1963	279	66	1	12,000
	1964	293	70	27 (Tie)	525
	1965	281	68	7	3,400
	1966	290	71	31 (Tie)	702
	1967	287	71	16 (Tie)	1,782
	1968	285	70	6 (Tie)	4,291
	1969	292	72	47 (Tie)	258
	1970	283	69	17 (Tie)	1,456
	1971	285	67	3 (Tie)	6,081
	1972	284	65	15 (Tie)	2,125
	1973	280	69	5	6,150
	1974	279	68	4	11,750
	1975	291	71	40 (Tie)	975
	1976	287	66	35 (Tie)	944
	1977	285	68	26 (Tie)	1,390
	1978	<i>(146)</i>	<i>72</i>	<i>(Did not make cut)</i>	
	1979	286	71	49 (Tie)	763
	1980	<i>(148)</i>	<i>74</i>	<i>(Did not make cut)</i>	
Billy Burke**	1941	<i>(229)</i>	<i>74</i>	<i>x</i>	
Jack Burke, Jr.**	1941*	<i>(160)</i>	<i>76</i>	<i>(Did not make cut)</i>	
	1951	283	67	2	2,000
	1952	289	71	8 (Tie)	750
	1953	293	70	14 (Tie)	475
	1954	286	68	7 (Tie)	1,400
	1955	290	69	12 (Tie)	593
	1956	293	71	20 (Tie)	308
	1957	296	72	27 (Tie)	
	1959	301	69	36 (Tie)	100
	1960	288	68	14 (Tie)	498
	1961	288	71	9 (Tie)	1,158
	1962	288	71	12 (Tie)	1,016
	1963	289	71	8 (Tie)	1,850
	1964	303	75	56 (Tie)	155
	1967	303	73	61 (Tie)	150
	1974	<i>(149)</i>	<i>73</i>	<i>(Did not make cut)</i>	
William C. Campbell*	1941	<i>(161)</i>	<i>78</i>	<i>(Did not make cut)</i>	
	1952	291	69	11 (Tie)	—
Billy Casper	1956	295	72	27 (Tie)	50
	1957	296	72	27 (Tie)	
Champion	1958	289	69	12 (Tie)	662
1964	1960	291	70	30 (Tie)	110
1968	1961	283	69	3	2,500
	1962	287	71	11	1,200
	1964	279	67	1	14,000
	1965	288	70	22 (Tie)	894
	1966	289	71	25 (Tie)	838
	1967	298	72	52 (Tie)	150
	1968	275	68	1	25,000
	1969	297	71	68 (Tie)	200
	1971	294	71	60 (Tie)	192
	1973	291	69	42 (Tie)	555
	1974	292	68	52 (Tie)	575
	1975	286	68	15 (Tie)	4,000
	1976	<i>(149)</i>	<i>74</i>	<i>(Did not make cut)</i>	

** indicates PGA of America Hall of Fame member only

* indicates amateur

HALL OF FAMERS AT COLONIAL

Player	Year	Score	Best 18	Finish	Money	Player	Year	Score	Best 18	Finish	Money
Bob Charles	1963	300	71	48 (Tie)	150	Jimmy Demaret	1941	(125)	74	x	
	1964	292	69	21 (Tie)	775		1946	290	69	17 (Tie)	200
	1965	296	72	46 (Tie)	200		1947	285	66	9 (Tie)	562
	1966	295	68	45 (Tie)	258		1948	287	70	9	575
	1967	286	71	11 (Tie)	2,369		1950	289	69	14	475
	1968	296	70	37 (Tie)	487		1951	292	69	19 (Tie)	75
	1969	282	68	4 (Tie)	5,487		1952	289	73	8 (Tie)	750
	1970	279	68	5 (Tie)	4,812		1953	(122)	79	x	
	1971	296	72	68 (Tie)	192		1956	287	69	6 (Tie)	1,187
	1972	(147)	72	(Did not make cut)			1957	298	70	7	1,400
	1973	(152)	73	(Did not make cut)			1964	(78)	78	y	
	1974	(148)	73	(Did not make cut)							
Fred Couples	1981	286	70	21 (Tie)	3,000	Roberto De Vicenzo	1952	295	71	17 (Tie)	350
	1982	288	70	42 (Tie)	1,018		1956	291	71	14 (Tie)	475
	1983	284	68	28 (Tie)	2,720	Champion	1957	284	68	1	5,000
	1985	288	69	69 (Tie)	1,010	1957	1958	290	68	14 (Tie)	525
	1986	214	68	37 (Tie)	2,640		1959	301	71	36 (Tie)	100
	1987	(142)	70	(Did not make cut)			1960	297	72	41 (Tie)	100
	1989	(147)	69	(Did not make cut)			1961	294	71	28 (Tie)	315
	1996	276	67	4	72,000		1970	283	66	17 (Tie)	1,456
	1998	276	67	18 (Tie)	24,485	Ed Dudley**	1941	295	73	10 (Tie)	125
	1999	280	68	39 (Tie)	10,640		1946	305	71	24	
	2000	277	66	24 (Tie)	26,117	Olin Dutra**	1941	(77)	x		
	2001	(143)	771	(Did not make cut)		Ernie Els	1995	(143)	71	(Did not make cut)	
	2006	275	67	25 (Tie)	46,800		1996	291	69	67 (Tie)	3,075
Ben Crenshaw	1971*	289	69	24 (Tie)	low am	Chick Evans*	1941	(168)	84	(Did not make cut)	
	1972*	284	69	15 (Tie)	low am	Nick Faldo	1989	281	68	23 (Tie)	9,600
Champion	1973*	286	67	18 (Tie)	low am		1998	277	66	29 (Tie)	15,295
1977	1974	(150)	70	(Did not make cut)		Ray Floyd	1963	302	74	54 (Tie)	150
1990	1975	294	72	55 (Tie)	538		1964	290	69	12 (Tie)	1,620
	1976	288	70	42 (Tie)	680		1965	(221)	71	x	150
	1977	272	65	1	40,000		1966	291	70	35 (Tie)	605
	1978	(148)	73	(Did not make cut)			1967	294	70	43 (Tie)	241
	1979	281	70	14 (Tie)	4,950		1968	303	75	59 (Tie)	166
	1980	272	66	2	32,400		1969	(226)	72	x	
	1981	(146)	70	(Rain cut)	591		1970	(150)	70	(Did not make cut)	
	1982	284	70	20 (Tie)	3,531		1971	301	74	75	192
	1983	291	69	58 (Tie)	884		1972	283	67	10 (Tie)	2,650
	1984	277	68	4 (Tie)	18,850		1973	286	67	18 (Tie)	1,875
	1985	(154)	75	(Did not make cut)			1974	288	69	31 (Tie)	1,418
	1986	212	70	25 (Tie)	4,387		1975	288	71	21 (Tie)	2,206
	1987	273	65	6 (Tie)	20,100		1976	284	70	21 (Tie)	2,027
	1988	271	67	2 (Tie)	56,000		1977	288	69	44 (Tie)	640
	1989	286	69	44 (Tie)	3,023		1978	282	70	21 (Tie)	2,100
	1990	272	65	1	180,000		1980	284	70	43 (Tie)	990
	1991	(145)	70	(Did not make cut)			1981	281	66	7 (Tie)	9,675
	1992	273	66	10 (Tie)	28,817		1982	(150)	73	(Did not make cut)	
	1993	277	68	33 (Tie)	6,034		1984	278	68	9 (Tie)	14,000
	1994	275	68	12 (Tie)	29,400		1985	279	66	19 (Tie)	5,643
	1995	(150)	75	(Did not make cut)			1988	286	70	48 (Tie)	1,818
	1996	278	66	6 (Tie)	48,562		1989	297	73	71	1,980
	1997	(143)	70	(Did not make cut)			1990	289	69	62 (Tie)	2,120
	1998	(146)	71	(Did not make cut)			1991	284	69	65 (Tie)	2,484
	1999	(148)	72	(Did not make cut)			1992	274	65	16 (Tie)	17,073
	2000	(150)	73	(Did not make cut)							
	2001	(147)	71	(Did not make cut)							
	2002	(146)	72	(Did not make cut)							
	2006	285	67	71 (Tie)	11,760	Johnny Farrell**	1941	(162)	81	(Did not make cut)	

x - withdrew after 27 holes.

y - withdrew after 18 holes.

** indicates PGA of America Hall of Fame member only

* indicates amateur

HALL OF FAMERS AT COLONIAL

Player	Year	Score	Best 18	Finish	Money	Player	Year	Score	Best 18	Finish	Money
Doug Ford	1951	295	72	26 (Tie)		Dutch Harrison**	1941	294	70	7 (Tie)	217
	1952	286	69	4 (Tie)	1,200		1946	290	72	17 (Tie)	200
	1953	287	71	2 (Tie)	2,500		1948	293	68	25 (Tie)	
	1954	302	72	93 (Tie)			1950	282	68	3 (Tie)	1,200
	1955	296	69	24 (Tie)	108		1951	293	71	24 (Tie)	
	1956	291	70	14 (Tie)	475		1952	300	73	31 (Tie)	
	1957	288	70	6	1,600		1953	291	70	8 (Tie)	1,000
	1960	288	70	14 (Tie)	498		1954	287	69	8 (Tie)	1,175
	1961	287	70	7 (Tie)	1,550		1957	292	71	14 (Tie)	531
	1962	285	68	7 (Tie)	1,550		1963	294	71	24 (Tie)	525
	1963	295	68	30 (Tie)	322		1964	294	72	31 (Tie)	387
	1964	305	72	61 (Tie)	155	Ben Hogan	1941	289	68	3 (Tie)	650
	1965	(237)	76	x	150		1946	279	65	1	3,000
	1967	302	70	60	150		1947	279	68	1	3,000
	1969	(148)	73	(Did not make cut)		Champion	1948	278	65	2 (Tie)	1,700
	1974	(151)	73	(Did not make cut)		1946	1950	282	68	3 (Tie)	1,200
				x - withdrew after 54 holes.		1947	1951	285	68	4 (Tie)	900
Vic Ghezzi**	1941	298	70	19	50	1952	1952	279	67	1	4,000
	1946	288	71	13 (Tie)	277	1953	1953	282	67	1	5,000
	1947	284	68	6 (Tie)	700	1959	1954	(140)	69	x	
	1948	291	72	19	200		1955	289	69	11	800
Retief Goosen	2015	(145)	73	(Did not make cut)			1956	287	70	6 (Tie)	1,187
David Graham	1972	(149)	72	(Did not make cut)			1957	291	70	11 (Tie)	800
	1973	288	70	24 (Tie)	1,215		1958	285	69	5 (Tie)	1,417
	1974	285	69	15 (Tie)	3,875		1959	285*	67	1**	5,000
	1975	297	70	67 (Tie)	407		1960	285	69	8	1,200
	1976	282	69	14 (Tie)	3,300		1961	291	68	19 (Tie)	550
	1979	285	69	42 (Tie)	1,050		1962	289	71	15 (Tie)	875
	1980	279	68	16 (Tie)	4,209		1964	287	71	4 (Tie)	3,160
	1981	288	67	34 (Tie)	1,515		1965	284	69	10 (Tie)	2,233
	1982	299	71	80	630		1966	284	69	5 (Tie)	4,455
	1983	289	69	50 (Tie)	987		1967	281	67	3 (Tie)	7,187
	1984	286	68	47 (Tie)	1,244		1970	291	69	56 (Tie)	192
	1985	285	67	52 (Tie)	1,143						
	1986	217	70	58 (Tie)	1,290						
	1987	(144)	72	(Did not make cut)		Jock Hutchison Jr.	1941	319	78	57	
	1988	275	66	6 (Tie)	25,125	Hale Irwin	1970	279	68	5 (Tie)	4,812
	1989	292	70	63 (Tie)	2,100		1971	(149)	74	(Did not make cut)	
	1990	(154)	75	(Did not make cut)			1972	291	71	43 (Tie)	469
Hubert Green	1971	287	67	12 (Tie)	1,950		1973	281	69	6 (Tie)	5,100
	1972	290	71	41 (Tie)	581		1974	286	65	19 (Tie)	2,589
	1973	(149)	72	(Did not make cut)			1975	283	67	7	8,000
	1974	286	68	19 (Tie)	2,589		1976	289	70	48 (Tie)	506
	1975	275	65	3	17,750		1977	288	70	44 (Tie)	640
	1976	279	67	8 (Tie)	5,225		1979	282	69	20 (Tie)	3,250
	1977	280	68	9 (Tie)	5,200		1981	278	68	2	32,400
	1978	282	69	21 (Tie)	2,100		1982	289	71	55 (Tie)	798
	1979	283	70	27 (Tie)	2,042		1983	281	67	12 (Tie)	7,600
	1981	(146)	72	(Raincut)	591		1985	(144)	70	(Did not make cut)	
	1982	282	66	11 (Tie)	7,700		1986	219	72	72 (Tie)	1,164
Ralph Guldahl	1941	300	72	21 (Tie)	50		1987	281	69	41 (Tie)	2,220
Chick Harbert**	1941	(156)	78	(Did not make cut)			1988	(149)	73	(Did not make cut)	
	1947	284	68	6 (Tie)	700		1989	292	71	63 (Tie)	2,100
Chandler Harper**	1948	289	68	13 (Tie)	426		1990	281	68	25 (Tie)	7,975
	1950	292	71	17	325		1992	275	65	25 (Tie)	10,140
Champion	1951	296	72	28 (Tie)			1993	271	66	11 (Tie)	26,650
1955	1953	299	71	25 (Tie)	50		1994	267	64	3	95,200
	1954	(78)	78	x			1995	(144)	72	(Did not make cut)	
	1955	276	65	1	5,000	Tony Jacklin	1968	290	69	19 (Tie)	1,550
	1956	296	71	30 (Tie)			1969	293	69	53 (Tie)	200
	1957	(133)	75	y			1975	(151)	74	(Did not make cut)	
	1958	(122)	83	z							
	1960	293	71	34 (Tie)	100						
	1970	(154)	74	(Did not make cut)							

x - illness forced withdrawal after 18 holes.
y - bad back forced withdrawal after 30 holes.
z - picked up after 27 holes.

** indicates PGA of America Hall of Fame member only

HALL OF FAMERS AT COLONIAL

Player	Year	Score	Best 18	Finish	Money	Player	Year	Score	Best 18	Finish	Money
Tom Kite	1972*	286	70	22 (Tie)		Bobby Locke	1947	283	67	3 (Tie)	1,100
	1973	289	71	31 (Tie)	952		1948	284	68	7 (Tie)	650
	1974	288	71	31 (Tie)	1,418	Davis Love III	1986	(149)	72	Cut	
	1975	291	70	40 (Tie)	975		1987	269	65	2	64,800
	1976	278	68	5 (Tie)	7,267		1988	(149)	70	Cut	
	1977	281	67	11 (Tie)	3,800		1989	280	66	17 (Tie)	13,533
	1978	279	68	8 (Tie)	5,020		1990	283	70	35 (Tie)	4,930
	1979	286	70	49 (Tie)	763		1991	280	69	44 (Tie)	3,628
	1980	277	67	9 (Tie)	7,800		1992	274	65	16 (Tie)	17,073
	1981	279	67	3 (Tie)	15,600		1993	283	69	65 (Tie)	2,678
	1982	278	68	4	16,800		1994	281	69	42 (Tie)	4,900
	1983	281	68	12 (Tie)	7,600		1995	286	68	58 (Tie)	3,108
	1984	277	67	4 (Tie)	18,850		1996	277	67	5	60,000
	1985	285	69	52 (Tie)	1,143		1997	285	70	70 (Tie)	3,184
	1986	215	71	43 (Tie)	1,788		1999	275	66	11 (Tie)	50,680
	1987	277	69	12 (Tie)	6,480		2000	270	66	2 (Tie)	290,400
	1988	282	67	35 (Tie)	3,955		2002	274	67	5 (Tie)	163,400
	1989	287	69	50 (Tie)	2,490		2004	281	67	35 (Tie)	25,572
	1990	294	70	72	1,960		2005	(142)	71	Cut	
	1991	281	69	50 (Tie)	2,853		2006	274	67	17 (Tie)	75,900
	1992	278	66	40 (Tie)	4,566		2007	278	68	58 (Tie)	13,320
	1993	280	66	58	2,912		2009	(143)	70	Cut	
	1995	280	68	23 (Tie)	12,110		2010	(144)	71	Cut	
	1996	283	68	29 (Tie)	10,200		2011	(141)	70	Cut	
	1997	279	67	48 (Tie)	4,021		2012	(146)	71	Cut	
	1998	283	69	64 (Tie)	4,830		2013	(144)	68	Cut	
	1999	281	68	47 (Tie)	7,532		2014	285	69	70 (Tie)	12,672
	2000	283	69	50 (Tie)	7,959	Sandy Lyle	1997	(149)	73	(Did not make cut)	
	2001	279	68	34 (Tie)	20,200	Meg Mallon	1991	283	67	1	110,000
	2002	(152)	74	(Did not make cut)		Champion, U.S. Open					
Bernhard Langer	1986	207	67	3 (Tie)	31,200	Lloyd Mangrum	1941	295	72	10 (Tie)	125
	2005	270	66	6 (Tie)	163,600		1946	283	68	5 (Tie)	800
	2006	(145)	71	(Did not make cut)			1967	288	71	12 (Tie)	466
	2007	268	66	2 (Tie)	528,000		1948	280	68	4 (Tie)	950
	2020	(140)	70	(Did not make cut)			1950	286	69	7 (Tie)	625
Lawson Little	1941	297	71	17 (Tie)	50		1951	284	69	3	1,400
	1946	288	70	13 (Tie)	277		1952	283	69	2	2,700
	1947	285	69	9 (Tie)	562		1953	289	71	4 (Tie)	1,600
	1948	289	71	13 (Tie)	426		1954	288	69	10 (Tie)	950
	1950	291	69	16	375		1956	293	72	20 (Tie)	308
	1951	310	76	40	—		1957	294	72	23 (Tie)	200
Gene Littler	1954	289	69	12 (Tie)	708		1958	285	68	5 (Tie)	1,417
	1955	291	70	16 (Tie)	425		1959	292	71	21 (Tie)	213
Champion	1956	290	71	13	625		1960	297	72	41 (Tie)	100
1971	1957	290	68	8 (Tie)	1,117		1961	308	74	55	100
	1958	294	70	22 (Tie)	150		1962	302	71	47 (Tie)	100
	1959	292	71	21 (Tie)	213	Phil Mickelson	1993	(150)	74	Cut	
	1960	281	69	2 (Tie)	2,500		1994	272	65	8	3,400
	1961	284	67	4 (Tie)	1,900	Champion	1995	282	69	33 (Tie)	7,087
	1962	294	70	28 (Tie)	262	2000	1997	276	64	22 (Tie)	13,047
	1963	287	69	6 (Tie)	2,200	2008	1998	(150)	72	Cut	
	1964	285	68	3	4,000		1999	275	63	11 (Tie)	50,680
	1965	282	69	8 (Tie)	2,850		2000	268	63	1	594,000
	1966	285	69	7 (Tie)	2,887		2001	269	65	2 (Tie)	352,000
	1967	283	68	5	4,945		2002	279	67	23 (Tie)	38,270
	1968	280	68	2	15,000		2003	273	67	13 (Tie)	91,000
	1969	292	68	47 (Tie)	258		2004	281	66	35 (Tie)	25,572
	1970	274	66	2 (Tie)	11,575		2005	275	67	26 (Tie)	40,600
	1971	283	68	1	25,000		2008	266	65	1	1,098,000
	1973	286	68	18 (Tie)	1,875		2010	(144)	71	Cut	
	1974	(149)	72	(Did not make cut)			2017	280	67	29 (Tie)	44,850
	1975	285	70	11 (Tie)	5,063		2020	(140)	69	(Did not make cut)	
	1976	(147)	71	(Did not make cut)							
	1977	(148)	72	(Did not make cut)							
	1978	292	71	65 (Tie)	355						
	1979	275	67	2 (Tie)	26,400						
	1980	(144)	71	(Did not make cut)							
	1981	(148)	73	(Did not make cut)							
	1982	287	70	37 (Tie)	1,575						
	1983	(146)	71	(Did not make cut)							

*indicates amateur

HALL OF FAMERS AT COLONIAL

Player	Year	Score	Best 18	Finish	Money	Player	Year	Score	Best 18	Finish	Money
Cary Middlecoff	1946*	(76)	76	x		Larry Nelson	1974	290	70	42 (Tie)	850
Champion 1951	1947	284	69	6 (Tie)	700	1975	301	73	71 (Tie)		
	1948	290	69	16 (Tie)	265	1976	288	69	42 (Tie)	680	
	1950	283	69	5 (Tie)	850	1977	(152)	74	(Did not make cut)		
	1951	282	69	1	3,000	1978	(146)	73	(Did not make cut)		
	1952	287	68	6	900	1979	(148)	72	(Did not make cut)		
	1953	287	69	2 (Tie)	2,500	1980	(146)	73	(Did not make cut)		
	1954	288	67	10 (Tie)	950	1981	(145)	68	(Rain cut)	627	
	1955	287	70	4 (Tie)	1,430	1982	288	68	42 (Tie)	1,018	
	1956	296	71	30 (Tie)		1984	283	70	33 (Tie)	2,585	
	1957	296	70	27 (Tie)		1985	278	68	15 (Tie)	8,250	
	1958	292	71	18 (Tie)	308	1987	(141)	70	(Rain cut)	1,236	
	1959	297	69	30	100	1995	(146)	72	(Did not make cut)		
	1960	(153)	75	y		1996	282	67	20 (Tie)	14,683	
	1961	300	72	44 (Tie)	100	1997	277	67	33 (Tie)	8,100	
1962	298	72	39 (Tie)	100	Jack Nicklaus	1961*	297	72	38		
1963	301	72	53	150	1962	283	69	4	2,000		
1964	301	74	50 (Tie)	155	Champion 1982	1963	284	69	3	3,500	
					1964	292	71	21 (Tie)	775		
					1967	285	70	8 (Tie)	3,258		
					1969	282	68	4 (Tie)	5,487		
					1970	283	69	17 (Tie)	1,456		
					1974	277	68	2	28,500		
					1975	287	67	18 (Tie)	3,250		
					1982	273	66	1	63,000		
					1983	284	66	28 (Tie)	2,720		
Johnny Miller	1971	(150)	73	(Did not make cut)		1984	286	68	47 (Tie)	1,244	
1972	285	69	17 (Tie)	1,750	1992	272	65	6 (Tie)	42,087		
1973	289	70	31 (Tie)	952	1993	265	64	2	140,400		
1974	(78)	78	x		1994	285	69	50 (Tie)	3,409		
1977	288	69	44 (Tie)	640	2001	(151)	75	(Did not make cut)			
1981	(148)	73	(Did not make cut)		Mark O'Meara	1980*	(145)	71	(Rain cut)		
1984	286	68	47 (Tie)	1,244	1981	287	71	27 (Tie)	2,040		
Kel Nagle	1960	281	68	2 (Tie)	2,500	1982	(154)	75	Cut		
1961	282	65	2	3,500	1983	(149)	73	Cut			
1962	289	71	15 (Tie)	875	1984	286	68	47 (Tie)	1,244		
1963	295	71	30 (Tie)	322	1985	273	66	4 (Tie)	22,000		
1964	288	68	9	2,500	1987	(80)	80	wd			
1965	287	70	17 (Tie)	1,300	1988	279	68	16 (Tie)	10,875		
1966	296	73	49 (Tie)	205	1989	283	68	31 (Tie)	5,800		
1967	291	70	30 (Tie)	649	1990	(149)	74	Cut			
1968	290	69	19 (Tie)	1,550	1991	(145)	72	Cut			
1969	(150)	73	(Did not make cut)		1993	286	69	71 (Tie)	2,561		
1970	278	68	4	5,850	1994	(145)	70	Cut			
Byron Nelson	1941	297	73	17 (Tie)	50	1995	(143)	71	Cut		
1946	285	70	9 (Tie)	520	2000	281	66	41 (Tie)	12,210		
1948	283	69	6	800	2002	(145)	72	Cut			
1950	298	72	27 (Tie)		2006	(144)	68	Cut			
1951	285	70	4 (Tie)	900							
1952	288	71	7 (Tie)	850							
1953	294	73	18	350							
1954	283	67	3 (Tie)	2,000							
1955	290	71	12 (Tie)	593							
1956	302	70	41 (Tie)								
1957	296	70	27 (Tie)								
1958	296	69	31 (Tie)								
1959	293	69	25	150							
1960	294	72	37 (Tie)	100							
1961	299	69	43	100							
1962	290	70	17 (Tie)	750							
1963	300	71	48 (Tie)	150							
1965	302	72	58	150							
1966	(75)	75	x								

x - cut hand forced withdrawal after 18 holes.

y - back injury forced withdrawal after 36 holes.

x - withdrew after 18 holes.

U.S. Open Hall of Famers

Twelve World Golf Hall of Famers and 12 PGA of America Hall of Famers played in the 1941 U.S. Open at Colonial: Tommy Armour, Billy Burke, William C. Campbell*, Jimmy Demaret, Ed Dudley, Olin Dutra, Chick Evans*, Johnny Farrell, Vic Ghezzi, Ralph Guldahl, Chick Harbert, Dutch Harrison, Ben Hogan, Lawson Little, Lloyd Mangrum, Byron Nelson, Henry Picard, Johnny Revolta, Paul Runyan, Gene Sarazen, Denny Shute, Horton Smith, Sam Snead and the champion, Craig Wood.

World Golf Hall of Famer and 1913 U. S. Open champion Francis Ouimet helped supervise the 1941 U.S. Open at Colonial, along with four-time Open winner and fellow Hall of Famer Bobby Jones.

*indicates amateur

HALL OF FAMERS AT COLONIAL

Player	Year	Score	Best 18	Finish	Money	Player	Year	Score	Best 18	Finish	Money
Arnold Palmer	1955	312	72	43		Johnny Revolta**	1941	(80)	x		
Champion 1962	1956	296	71	30 (Tie)		<i>x - withdrew after 18 holes.</i>					
	1957	298	70	33 (Tie)		Chi Chi Rodriguez	1964	(108)	75	x	
	1958	289	65	12 (Tie)	662	1965	280	68	3 (Tie)	5,100	
	1959	291	69	17 (Tie)	331	1966	286	67	13 (Tie)	1,760	
	1960	289	70	22 (Tie)	243	1967	286	71	11 (Tie)	2,369	
	1961	286	68	6 (Tie)	1,700	1969	287	71	20 (Tie)	1,325	
	1962	281*	66	1 **	7,000	1970	298	71	71 (Tie)	192	
	1963	299	74	44 (Tie)	170	1971	288	70	22 (Tie)	1,213	
	1964	287	69	4 (Tie)	3,160	1972	285	70	17 (Tie)	1,750	
	1965	287	70	17 (Tie)	1,300	1973	292	69	48 (Tie)	406	
	1967	284	67	6 (Tie)	4,140	1974	284	69	11 (Tie)	5,063	
	1969	290	68	37 (Tie)	574	1975	(156)	77	(Did not make cut)		
	1974	(147)	73	(Did not make cut)		1976	289	70	48 (Tie)	506	
	1975	(149)	71	(Did not make cut)		1977	281	66	11 (Tie)	3,800	
1982	295	68	76 (Tie)	655	1978	(146)	71	(Did not make cut)			
<i>** - 1962 Playoff: Palmer, 69; Rott, 73.</i>											
Henry Picard	1941	303	72	26 (Tie)	50	1979	290	70	63 (Tie)	642	
	1946	283	68	5 (Tie)	800	1980	281	68	26 (Tie)	2,220	
	1947	288	69	12 (Tie)	466	1981	286	69	21 (Tie)	3,000	
	1948	292	71	20 (Tie)	43	1982	292	69	66 (Tie)	714	
	1950	286	68	7 (Tie)	625	1983	(149)	73	(Did not make cut)		
Gary Player	1958	294	72	22 (Tie)	150	1984	283	68	33 (Tie)	2,585	
	1959	290	71	11 (Tie)	604	1985	286	68	61 (Tie)	1,080	
	1960	287	70	11 (Tie)	845	<i>x - withdrew after 25 holes.</i>					
	1961	288	68	9 (Tie)	1,158	Paul Runyan	1941	291	72	5 (Tie)	217
	1962	286	68	9 (Tie)	1,350	Gene Sarazen	1941	294	72	7 (Tie)	217
	1963	283	67	2	6,000	Denny Shute	1941	287	69	2	800
	1964	287	68	4 (Tie)	3,160	Charlie Sifford	1966	299	69	56 (Tie)	165
	1966	286	70	13 (Tie)	1,760	1967	291	70	30 (Tie)	649	
	1968	283	68	4 (Tie)	5,812	1968	301	71	53 (Tie)	200	
	1969	279	68	2	14,300	1969	291	69	43 (Tie)	397	
	1970	282	66	12 (Tie)	2,275	1970	(148)	72	(Did not make cut)		
	1971	286	69	7 (Tie)	3,412	1972	288	71	31 (Tie)	815	
	1974	282	68	6	9,000	1973	285	71	15 (Tie)	2,400	
	1975	288	71	21 (Tie)	2,206	1974	(150)	73	(Did not make cut)		
	1976	283	67	18 (Tie)	2,600	Vijay Singh	1996	283	68	29 (Tie)	10,200
	1977	286	71	34 (Tie)	1,010	1998	(146)	71	(Did not make cut)		
	1978	288	69	49 (Tie)	476	1999	275	66	11 (Tie)	50,680	
Nick Price	1984	291	69	68 (Tie)	1,015	2000	281	67	41 (Tie)	12,210	
Champion 1994 2002	1985	273	64	4 (Tie)	22,000	2001	274	68	11 (Tie)	88,000	
	1986	211	67	18 (Tie)	7,302	2002	277	68	12 (Tie)	79,243	
	1987	276	67	18 (Tie)	8,400	2009	266	64	6 (Tie)	215,450	
	1988	292	68	69 (Tie)	1,515	2010	271	67	33 (Tie)	33,480	
	1989	277	66	5 (Tie)	36,500	2011	(143)	70	(Did not make cut)		
	1990	275	67	2 (Tie)	74,667	2012	284	69	47 (Tie)	16,240	
	1991	282	67	57 (Tie)	2,652	Horton Smith	1941	296	73	13 (Tie)	100
	1992	280	67	55 (Tie)	2,951	Sam Snead	1941	296	70	13 (Tie)	100
	1993	278	68	45 (Tie)	3,578	1946	292	69	4	1,000	
	1994	266	64	1*	252,000	1950	277	66	1	3,000	
	1995	278	66	12 (Tie)	29,400	1951	292	71	19 (Tie)	75	
	1996	288	69	56 (Tie)	3,345	1965	286	71	15 (Tie)	1,650	
	1998	279	68	35 (Tie)	11,098						
	2001	(143)	71	(Did not make cut)							
2002	267	65	1	774,000							
2003	275	65	21 (Tie)	48,357							

*won sudden-death playoff.

*indicates amateur

** indicates PGA of America Hall of Fame member only

HALL OF FAMERS AT COLONIAL

Player	Year	Score	Best 18	Finish	Money	Player	Year	Score	Best 18	Finish	Money
Annika Sorenstam	2003	(145)	71	(Did not make cut)		Ken Venturi	1957	292	71	14 (Tie)	531
Payne Stewart	1979*	(150)	74	(Did not make cut)			1958	283	69	2	3,000
	1984	270	64	2	54,000		1959	302	72	41	100
	1985	279	66	19 (Tie)	5,643		1960	284	69	5 (Tie)	1,400
	1986	205	66	2	64,800		1961	298	71	39 (Tie)	103
	1987	(141)	70	(Rain cut)	1,236		1962	x	x	x	-
	1988	280	65	22 (Tie)	6,417		1964	296	73	36 (Tie)	262
	1989	278	68	8 (Tie)	28,000		1966	294	72	42 (Tie)	352
	1990	277	67	7 (Tie)	30,125		1967	293	72	39 (Tie)	395
	1991	(143)	71	(Did not make cut)			1974	(153)	76	(Did not make cut)	
	1992	277	68	34 (Tie)	6,565	Lanny Wadkins	1972	292	72	47 (Tie)	350
	1993	(69)		x			1973	288	71	24 (Tie)	1,215
	1995	285	66	52 (Tie)	3,248	Champion	1974	(151)	75	(Did not make cut)	
	1996	278	68	6 (Tie)	48,562	1988	1975	(75)		x	
	1997	279	66	48 (Tie)	4,021		1976	287	71	35 (Tie)	944
	1998	276	66	18 (Tie)	24,485		1977	291	71	55 (Tie)	435
				<i>x - disqualified after second round.</i>			1979	286	70	49 (Tie)	763
Curtis Strange	1978	281	67	16 (Tie)	2,800		1981	293	71	55 (Tie)	687
	1979	(149)	74	(Did not make cut)			1982	293	70	71 (Tie)	686
	1980	280	68	23 (Tie)	2,880		1984	(147)	72	(Did not make cut)	
	1981	279	67	3 (Tie)	15,600		1985	(147)	73	(Did not make cut)	
	1982	282	69	11 (Tie)	7,700		1988	270	65	1	135,000
	1983	(76)		x			1989	(148)	73	(Did not make cut)	
	1984	281	67	18 (Tie)	5,485		1990	288	68	57 (Tie)	2,220
	1985	287	69	65 (Tie)	1,045		1991	282	69	57 (Tie)	2,652
	1986	213	68	33 (Tie)	3,315		1992	274	66	16 (Tie)	17,073
	1987	272	66	4 (Tie)	26,400		1994	(146)	73	(Did not make cut)	
	1989	277	66	5 (Tie)	36,500		1995	279	67	15 (Tie)	20,335
	1990	276	68	5 (Tie)	38,000		1996	289	68	62 (Tie)	3,225
	1991	279	67	40 (Tie)	4,800		1997	277	66	33 (Tie)	8,100
	1994	(143)	70	(Did not make cut)			1998	276	66	18 (Tie)	24,485
	1995	286	66	58 (Tie)	3,108		1999	(147)	70	(Did not make cut)	
	1996	283	67	29 (Tie)	10,200					<i>x - withdrew after 18 holes.</i>	
				<i>x - withdrew after 18 holes.</i>		Tom Watson	1973	299	73	69 (Tie)	243
Peter Thomson	1953	297	72	21 (Tie)	225		1974	286	69	19 (Tie)	2,589
	1954	287	66	8 (Tie)	1,175	Champion	1975	284	67	8 (Tie)	6,792
	1955	290	70	12 (Tie)	593	1988	1976	287	71	35 (Tie)	944
	1956	287	69	6 (Tie)	1,187		1977	274	67	3	14,200
	1957	290	68	8 (Tie)	1,117		1978	273	68	4 (Tie)	8,800
	1959	289	70	10	900		1979	276	65	4 (Tie)	13,200
	1960	298	70	44 (Tie)	100		1980	274	66	4 (Tie)	13,200
	1961	295	70	32 (Tie)	225		1981	(145)	69	(Rain cut)	627
	1966	285	68	7 (Tie)	2,887		1984	277	66	4 (Tie)	18,850
Lee Trevino	1968	283	70	4 (Tie)	5,812		1985	281	66	35 (Tie)	2,465
	1970	274	66	2 (Tie)	11,575		1986	207	64	3 (Tie)	31,200
Champion	1971	287	68	12 (Tie)	1,950		1987	(143)	70	(Did not make cut)	
1976	1972	288	69	31 (Tie)	815		1988	(146)	68	(Did not make cut)	
1978	1973	294	71	55 (Tie)	330		1990	281	68	25 (Tie)	7,975
	1974	280	68	5	10,250		1991	272	66	7 (Tie)	36,150
	1975	293	70	50 (Tie)	600		1992	275	66	25 (Tie)	10,140
	1976	273	64	1	40,000		1993	269	64	6 (Tie)	43,550
	1977	281	67	11 (Tie)	3,800		1995	283	68	41 (Tie)	5,180
	1978	268	66	1	40,000		1996	286	69	46 (Tie)	3,900
	1979	283	66	27 (Tie)	2,042		1997	(144)	72	(Did not make cut)	
	1980	277	66	9 (Tie)	7,800		1998	265	65	1	414,000
	1981	289	71	40 (Tie)	1,140		1999	280	66	39 (Tie)	10,640
	1982	281	67	9 (Tie)	9,800		2002	275	66	7	144,050
	1983	(146)	72	(Did not make cut)		Craig Wood	1941	284	70	1	1,000
	1984	289	70	62 (Tie)	1,075	Champion, U.S. Open					
	1985	278	68	15 (Tie)	8,250	Tiger Woods	1997	268	64	4 (Tie)	70,400
	1986	210	68	13 (Tie)	10,920						
	1987	(142)	69	(Did not make cut)							
	1988	280	68	22 (Tie)	6,417						
	1989	(147)	73	(Did not make cut)							

HISTORY OF COLONIAL COUNTRY CLUB

Marvin Leonard was the "father" of Colonial Country Club. An ardent golfer who shot in the 70s, Mr. Leonard decided in 1935 that Fort Worth and Texas should have a championship course with bentgrass greens. Unable to encourage any of the clubs to which he belonged to take steps in this direction, he purchased some brush-covered Trinity River land and called in the best golf course architects in the nation.

Legendary architect John Bredemus built the course, with Ralph Plummer as his construction foreman. At Leonard's request, Perry Maxwell later redesigned holes three, four and five especially for the 1941 U.S. Open.

Colonial was opened in 1936 and operated as a private venture for seven years. On Jan. 1, 1943, ownership passed to stockholding members and became a club operation.

The idea for the Colonial National Invitation Golf Tournament was conceived in 1941 after the USGA National Open championship was held here. The Open was so well received by fans and players alike that Colonial's officials resolved immediately thereafter that the club should have an annual tournament of its own.

Birth of the Colonial event, however, was delayed five years due to World War II. In the meantime, members planned to emulate the very best, the Masters Tournament, which had begun in 1934. Colonial even adopted part of that tournament's original name, the "Invitation Tournament."

The first Colonial National Invitation Tournament was held in 1946, and has been an annual event ever since (the 1949 tournament was cancelled because of the Fort Worth flood of May 17).

The present clubhouse was opened in September of 1955 after a fire destroyed the original clubhouse on April 16, 1953.



Marvin Leonard with permanent Leonard Trophy


COLONIAL'S WALL OF CHAMPIONS

Representing seven decades of golf's greatest players, Colonial Country Club's Wall of Champions on the first tee is a permanent tribute to the winners of one of the oldest and most prestigious golf tournaments, not only on the PGA Tour, but in the entire world. The biggest names in the game have convened each year at Colonial since the '40s, starting with the 1941 U.S. Open and then the Colonial National Invitation in 1946.

It is fitting that the great Ben Hogan, a Fort Worth native, won the National Invitation five times, including the inaugural event in 1946 and his final career victory in 1959. His five plaques

dominate the Wall. Only eleven other men: Lee Trevino, Al Geiberger, Julius Boros, Ben Crenshaw, Billy Casper, Bruce Lietzke, Corey Pavin, Nick Price, Phil Mickelson, Kenny Perry and Zach Johnson were able to win more than once against Colonial's premiere fields.

The memorial is a virtual golf Hall of Fame. Erected in 1975 prior to the Tournament Players Championship held here that year, the original Wall was built to accommodate 50 plaques. In 1994, after Nick Price's first victory took the 50th plaque, a new memorial was built to accommodate another 50 years of champions.



WHO'S THE BEST

Colonial provides the pros with a superb test of skill, thus only the top golfers consistently score well here. The charts below show lifetime scoring averages at Colonial, ranked according to how many years the players have appeared here.

FOR 2-5 YEARS

Player	Years	Rounds	Strokes	Average
Brooks Koepka	2	8	537	67.13
Bernhard Langer	5	15	1,028	68.53
Nick O'Hern	5	18	1,235	68.61
Corey Connors	4	16	1,099	68.69
Nathan Green	5	20	1,374	68.70
Jason Day	5	16	1,101	68.81
Collin Morikawa	4	16	1,102	68.88
Jon Rahm	4	12	827	68.92

FOR 6-10 YEARS

Player	Years	Rounds	Strokes	Average
Paul Casey	6	19	1,298	68.32
Tim Clark	10	38	2,597	68.34
Steve Marino	6	20	1,369	68.45
Justin Rose	10	38	2,611	68.71
Tony Finau	8	30	2,066	68.87
Harris English	8	28	1,932	69.00
Ted Purdy	6	20	1,380	69.00

FOR 11-20 YEARS

Player	Years	Rounds	Strokes	Average
Jordan Spieth	11	42	2,854	67.95
Kevin Na	16	56	3,836	68.50
Matt Kuchar	13	48	3,304	68.83
Bo Van Pelt	12	46	3,172	68.96
Zach Johnson	18	66	4,558	69.06
Stewart Cink	19	70	4,836	69.09
David Toms	20	68	4,698	69.09
Stephen Ames	11	40	2,767	69.18
Brian Harman	19	60	2,770	69.25

OVER 20 YEARS

Player	Years	Rounds	Strokes	Average
Jim Furyk	23	82	5,665	69.09
David Toms	20	68	4,698	69.09
Kenny Perry	24	83	5,752	69.30
Corey Pavin	32	113	7,839	69.37
Justin Leonard	22	79	5,492	69.52
Rory Sabbatini	23	77	5,379	69.86
Tom Watson	24	87	6,082	69.91
Billy Mayfair*	26	90	6,299	69.98
Scott Verplank	21	71	4,974	70.06
Bob Tway	22	73	5,119	70.12
Tim Herron	23	78	5,480	70.26
Davis Love III	26	86	6,048	70.33
Bruce Lietzke	27	97	6,826	70.37

* includes amateur appearance(s)

Champions in bold.

TOP 50 MONEY WINNERS

Jordan Spieth overtook two-time champion Zach Johnson as Colonial's all-time money leader in 2021, and also became the second player to crack the \$3 million barrier at Colonial. Johnson was the first to top \$3 million here, in 2013. Spieth will likely become the first \$4 million player at Colonial in 2023. In 1978, Lee Trevino became the first golfer to top \$100,000 in earnings here.

Ben Hogan was Colonial's top money man for 23 years, from 1946-68, and only dropped out of the top 50 in 1989 (with \$47,857). In 2023 purse dollars, Ben Hogan's career winnings at Colonial would be more than \$11 million.

Rank	Player	Tourna-ments	Average	In Money*	Total
1	Jordan Spieth	11	\$361,892	10	\$3,980,816
2	Zach Johnson	18	202,916	15	3,652,495
3	Kenny Perry	24	113,889	19	2,733,347
4	David Toms	20	133,700	16	2,674,003
5	Kevin Na	16	170,467	13	2,727,475
6	Emiliano Grillo	8	301,946	7	2,415,568
7	Phil Mickelson	17	141,089	12	2,398,506
8	Rory Sabbatini	23	100,068	16	2,301,570
9	Justin Rose	10	207,375	9	2,073,750
10	Chris Kirk	13	158,291	12	2,057,777
11	Jim Furyk	23	86,334	18	1,985,689
12	Jason Kokrak	8	233,912	6	1,871,294
13	Sam Burns	4	461,322	3	1,845,288
14	Kevin Kisner	10	172,732	6	1,727,322
15	Jason Dufner	14	121,917	9	1,706,840
16	Tim Herron	23	72,617	16	1,670,183
17	Tim Clark	10	166,457	9	1,664,567
18	Steve Stricker	13	124,702	10	1,621,120
19	Corey Pavin	32	48,123	25	1,539,924
20	Daniel Berger	5	302,591	4	1,512,956
21	Steve Flesch	19	76,611	15	1,455,617
22	Ryan Palmer	20	72,698	14	1,453,969
23	Scottie Scheffler	4	361,594	3	1,446,375
24	Tony Finau	8	178,954	7	1,431,628
25	Boo Weekley	10	142,687	6	1,426,865
26	Matt Kuchar	13	109,572	11	1,424,430
27	Rod Pampling	15	93,152	8	1,397,282
28	Ben Crane	13	103,719	10	1,348,350
29	Justin Leonard	21	62,912	17	1,321,162
30	Nick Price	17	75,222	16	1,278,780
31	Adam Scott	6	211,089	6	1,266,534
32	Harris English	8	158,144	6	1,265,155
33	Stewart Cink	19	65,666	16	1,247,653
34	Bo Van Pelt	12	101,414	11	1,216,966
35	Pat Perez	17	69,266	12	1,177,520
36	Sergio Garcia	10	112,596	6	1,125,963
37	Jeff Sluman	20	55,438	15	1,108,762
38	Brendon Todd	9	130,499	7	1,043,994
39	Charley Hoffman	14	73,638	13	1,030,928
40	Brian Gay	19	53,914	14	1,024,362
41	Collin Morikawa	4	255,972	4	1,023,889
42	Stephen Ames	11	90,689	9	997,578
43	Adam Schenk	6	164,796	3	988,775
44	Billy Mayfair	24**	40,522	18	972,527
45	Ian Poulter	9	107,475	8	967,271
46	Chad Campbell	18	53,649	10	965,684
47	Charlie Wi	6	151,659	6	909,957
48	Brian Harman	11	82,6919	8	909,599
49	Brandt Snedeker	11	79,273	11	872,006
50	Brian Davis	8	104,811	5	838,484

**Does not count amateur appearances.

Champions in bold.

PERFECT EARNINGS RECORDS

These are players, appearing here more than once, who have perfect earnings records - that is they have won a prize* on every visit as a professional.

It should be noted that Ben Hogan played in only one Colonial tournament that had a cut, in 1970, and made it. Though illness forced him to withdraw prior to the third round of the 1954 event, he was in third place at the time.

Rank	Player	Earnings*	In the	
			Money	Years
1	Ben Hogan	47,857	21 of 21	1946-48, 1950-62, 1964-67, 1970
2	Gary Player	56,118	17 of 17	1958-64,66, 68-71,74-78
3	Brandt Snedeker	872,006	11 of 11	'07,10-11,14-19,21-22
4	Jack Nicklaus	113,946	10 of 10	1962-64,67,69-70, 74-75, 82-83
5	Ted Kroll	8,219	9 of 9	1953,55-56,58-63
6	Roberto De Vicenzo	8,321	8 of 8	1952,56-61,70
7T	Joe Ogilvie	159,488	7 of 7	2001,04-06, 08-09,11
9T	Mark Pfeil	34,544	7 of 7	1978,80-81,83-86
	Adam Scott	1,266,534	6 of 6	2009,11,14-16,18
	Luke Donald	206,774	6 of 6	2002-04,09,22-23
	Ben Martin	307,995	6 of 6	2014-18,23
	Adam Hadwin	543,775	6 of 6	2015-18,20-21
	Charlie Wi	797,117	6 of 6	2008-13
	Pat McGowan	6,388	6 of 6	1979,83-87
15T	Mark Hubbard	311,056	5 of 5	2016,2020-23
	Nathan Green	468,199	5 of 5	2006-08,10-11
	Ken Green	47,633	5 of 5	1986,88,91-92,94
	Jack McGowan	6,846	5 of 5	1965-66,68-70
	Bert Weaver	3,888	5 of 5	1959-60,63,65-66
	Tony Penna	3,478	5 of 5	1946-51
21T	Collin Morikawa	1,023,889	4 of 4	2020-23
	Byeong-Hun An	132,191	4 of 4	2019-21,23
	Joaquin Niemann	305,763	4 of 4	2018-21
	Corey Conners	409,625	4 of 4	2018-21
	Derek Fathauer	66,227	4 of 4	2009,16-18
	Brian Bateman	128,363	4 of 4	2004-06,08
	Patrick Sheehan	66,532	4 of 4	2003-05,08
	Brett Ogle	36,213	4 of 4	1993-96
	Robert Wrenn	13,091	4 of 4	1988-91
	John Fought	6,170	4 of 4	1978,80-81,83
	Sam Snead	5,724	4 of 4	1946,50-51,63
	Artie McNickle	3,156	4 of 4	1974,79-81
	Henry Picard	1,934	4 of 4	1946-48,50
	Jeff Mitchell	24,050	4 of 4	1978,80-82
	Tony Sills	28,898	4 of 4	1984-87
36T	Viktor Hovland	296,625	3 of 3	2020,22-23
	Ted Potter Jr.	124,198	3 of 3	2013,18-19
	Blake Adams	127,117	3 of 3	2010-12
	Kris Blanks	251,466	3 of 3	2010-12
	Jose Coceres	52,625	3 of 3	2001-02,08
	Stephen Leaney	80,213	3 of 3	2004-05,07
	Nick Faldo	31,594	3 of 3	1994,98,2000
	Mike Brisky	52,122	3 of 3	1997-99
	Doug Martin	31,969	3 of 3	1996-98
	Brad Fabel	11,717	3 of 3	1987,93,98
	Bill Sander	6,665	3 of 3	1987-88,90
47T	Lee Hodges	91,934	2 of 2	2022-23
	Kurt Kitayama	80,7642	2 of 2	2022-23
	David Lipsky	154,767	2 of 2	2022-23
	Alex Noren	66,754	2 of 2	2020,23
	Aaron Rai	195,906	2 of 2	2022-23
	Chad Ramey	234,682	2 of 2	2022-23
	Matthias Schwab	36,732	2 of 2	2022-23
	Alex Smalley	88,087	2 of 2	2022-23
	Austin Smotherman	100,552	2 of 2	2022-23
	Brooks Koepka	808,675	2 of 2	2018,2020
	Matthew Fitzpatrick	57,132	2 of 2	2019-20
	Rafa Cabrera Bello	105,375	2 of 2	2020-21

(Only active players who are 2 of 2 are listed.)

*The tournament's "guarantee money," which was given all contestants who completed the tourney but finished out of the money during 1959 through 1972, is not counted as prize money in these compilations.

TOP 10 FINISHES

Player	Years in Top 10	Years Played	Wins
Ben Hogan*	15	21	5
Gene Littler	12	29	1
Tom Watson	11	24	1
Julius Boros	9	27	2
Gardner Dickinson	9	18	1
Jordan Spieth	8	11	1
Corey Pavin	8	32	2
Ben Crenshaw	8	33	2
Lloyd Mangrum*	8	15	-
Gary Player	8	17	-
Lee Trevino	7	21	2
Cary Middlecoff	7	18	1
Jim Furyk	7	23	-
Don January	7	27	-
Jack Nicklaus	6	11	1
Bruce Crampton	6	16	1
Kevin Na	6	16	1
Ted Kroll	6	6	9
Jeff Sluman	6	20	-
Tom Kite	6	30	-
Zach Johnson	5	18	2
Nick Price	5	17	2
Rory Sabbatini	5	23	1
Johnny Palmer	5	18	1
David Toms	5	20	1
Tommy Bolt	5	21	1
Ed Oliver	5	8	-
Peter Thomson	5	9	-
Jimmy Demaret	5	10	-
Ben Crane	5	12	-
Dow Finsterwald	5	13	-
Payne Stewart	5	14	-
Jack Burke, Jr.	5	15	-
Doug Ford	5	16	-
Mark Calcavecchia	5	18	-
Bob Murphy	5	18	-
Byron Nelson	5	18	-
Justin Leonard	5	21	-
Hale Irwin	5	22	-
John Mahaffey	5	23	-
Kenny Perry	4	23	2
Al Geiberger	4	26	2
Jerry Heard	4	10	1
Arnold Palmer	4	16	1
Doug Sanders	4	18	1
David Frost	4	26	1
Pat Perez	4	15	-
Kel Nagle	4	11	-
Rod Pampling	4	15	-
Paul Goydos	4	12	-
Mason Rudolph	4	13	-
Bo Wininger	4	14	-
Ryan Palmer	4	20	-
Scott Simpson	4	16	-
Curtis Strange	4	16	-
John Cook	4	17	-
Scott Hoch	4	17	-
Rocco Mediate	4	20	-
David Edwards	4	20	-
Davis Love III	4	25	-
Phil Mickelson	3	17	2
Billy Casper	3	17	2
Bruce Lietzke	3	27	2
Clayton Heafner	3	4	1
Emiliano Grillo	3	8	1
Kevin Kisner	3	10	1
Mike Souchak	3	15	1
Steve Flesch	3	16	1
Tom Lehman	3	17	1
Tom Weiskopf	3	20	1
Fuzzy Zoeller	3	21	1
Tom Purtzer	3	26	1
Dave Stockton	3	27	1
Keith Clearwater	3	34	1
Brendon Todd	3	8	-
Brian Harman	3	10	-
Matt Kuchar	3	13	-

Inactive non-champions with three top 10s here are not listed. Colonial champs whose victory is their only top 10 finish are Harper ('55), De Vicenzo ('57), Wadkins ('88) Browne ('99) Garcia ('01), Stricker ('09), Scott ('14), Berger ('20) and Burns ('22). Winners with two top 10s, including their win, are Kokrak ('21), Kirk ('15), Herron ('06), Baker-Finch ('89), Pohl ('86), Curl ('74), Colbert ('83), Blancas ('70), Jacobsen ('84), Snead ('50), Devlin ('66), Weekley ('13) and Rose ('18).

*Also finished in the top 10 in the 1941 U.S. Open at Colonial.

BEATING PAR AT COLONIAL

Year	Sub-Par	Even Par	Over Par (80 or Over)	Total	
1946	17	10	86	(6)	113
1947	16	17	75	(1)	108
1948	19	17	92	(1)	128
1950	16	14	110	(2)	140
1951	18	8	142	(6)	168
1952	14	7	147	(11)	168
1953	10	6	169	(13)	185
1954	24	9	150	(5)	183
1955	14	11	156	(9)	181
1956	13	10	192	(10)	215
1957	8	15	163	(2)	186
1958	18	15	153	(7)	186
1959	21*	10	163	(8)	**194
1960	23	23	168	(2)	214
1961	22	15	186	(4)	223
1962	18*	18	185	(6)	**221
1963	19	10	231	(12)	260
1964	16	19	227	(18)	262
1965	29	32	213	(13)	274
1966	31	24	225	(7)	280
1967	27	21	240	(13)	288
1968	23	21	242	(12)	286
1969	44	26	278	(12)	348
1970	72	30	248	(7)	350
1971	31	34	287	(4)	352
1972	49	31	262	(8)	342
1973	39	38	279	(10)	356
1974	49	28	359	(15)	436
1975	44	26	349	(13)	419
1976	65	37	247	(1)	349
1977	56	43	243	(2)	342
1978	85	37	234	(4)	356
1979	76	50	219	(3)	345
1980	90	53	189	(1)	332
1981	52	37	232	(0)	321
1982	63	43	260	(3)	366
1983	71	42	235	(5)	348
1984	93	48	212	(4)	353
1985	119	45	184	(1)	348
1986	61	34	180	(4)	275
1987	134	54	145	(2)	333
1988	103	37	212	(2)	352
1989	83	49	207	(5)	339
1990	94	45	226	(4)	365
1991	149	60	159	(1)	368
1992	161	54	161	(2)	376
1993	182	45	148	(1)	375
1994	138	50	170	(0)	358
1995	116	48	207	(3)	371
1996	94	57	223	(4)	374
1997	169	57	130	(1)	356
1998	171	43	155	(0)	369
1999	141	46	193	(2)	380
2000	130	54	171	(1)	355
2001	133	54	177	(5)	364
2002	118	45	222	(2)	385
2003	171	57	148	(0)	376
2004	114	55	201	(1)	370
2005	179	46	145	(2)	370
2006	169	61	147	(2)	377
2007	200	51	112	(1)	363
2008	148	71	181	(1)	400
2009	221	52	124	(0)	397
2010	257	50	85	(0)	392
2011	168	53	171	(1)	393
2012	104	61	231	(3)	396
2013	201	62	157	(2)	420
2014	166	65	165	(1)	396
2015	192	53	150	(0)	395
2016	165	50	166	(0)	381
2017	113	45	225	(2)	383
2018	191	52	152	(3)	395
2019	128	44	213	(2)	385
2020	223	65	142	(0)	430
2021	161	50	178	(2)	389
2022	126	45	206	(2)	377
2023	132	61	191	(1)	384
Totals	7,220	2,961	14,618	(326)	24,799

SUB-PAR SCORES BY ROUNDS

Year	1R	2R	3R	4R	Total
1946	1	4	3	9	17
1947	2	4	6	4	16
1948	6	6	6	1	19
1950	5	3	6	2	16
1951	4	5	5	4	18
1952	3	5	2	4	14
1953	1	3	3	3	10
1954	3	4	14	3	24
1955	1	6	5	2	14
1956	3	1	5	4	13
1957	4	0	3	1	8
1958	8	2	4	4	18
1959	6	7	2	5	21*
1960	9	4	3	7	23
1961	7	0	10	5	22
1962	9	0	5	3	18**
1963	4	7	5	3	19
1964	2	6	6	2	16
1965	6	5	5	13	29
1966	7	8	10	6	31
1967	5	15	6	1	27
1968	7	1	13	2	23
1969	8	20	2	14	44
1970	27	11	18	16	72
1971	10	11	3	7	31
1972	17	14	16	2	49
1973	8	13	5	13	39
1974	13	22	3	11	49
1975	13	14	10	7	44
1976	16	20	21	8	65
1977	23	7	12	14	56
1978	26	28	10	21	85
1979	23	16	20	17	76
1980	21	26	23	20	90
1981	21	17	9	5	52
1982	25	8	14	16	63
1983	28	28	11	4	71
1984	35	26	18	14	93
1985	30	41	26	22	119
1986	16	30	15	0	61
1987	49	46	21	18	134
1988	15	36	34	18	103
1989	13	19	27	24	83
1990	18	18	21	37	94
1991	44	50	37	18	149
1992	29	57	35	40	161
1993	40	56	41	45	182
1994	43	41	33	21	138
1995	54	24	13	25	116
1996	23	38	19	14	94
1997	52	58	42	17	169
1998	49	60	33	29	171
1999	15	51	37	38	141
2000	25	41	30	34	130
2001	28	46	43	16	133
2002	30	36	25	27	118
2003	53	44	29	45	171
2004	34	30	27	23	114
2005	44	58	37	40	179
2006	47	58	30	34	169
2007	63	64	32	41	200
2008	33	48	46	21	148
2009	61	67	56	37	221
2010	75	79	57	46	257
2011	58	61	26	23	168
2012	30	34	26	14	104
2013	71	65	34	31	201
2014	41	50	45	30	166
2015	55	48	50	39	192
2016	44	54	36	31	165
2017	33	27	20	33	113
2018	60	35	48	48	191
2019	37	44	22	25	128
2020	77	67	44	35	223
2021	40	60	35	26	161
2022	42	51	20	13	126
2023	50	48	18	16	132
Totals	2,038	2,217	1,592	1,371	7,220

*Includes Hogan's 69 in the 1959 playoff; Palmer's 69 in the 1962 playoff.
 **Includes two playoff rounds in 1959 and 1962.

*Includes Hogan's 69 in 1959 playoff.
 **Includes Palmer's 69 in 1962 playoff.

HOW THE HOLES RANK

Colonial's two toughest holes to par are, first, No. 5 and second, No. 3. The easiest for the pros to par is No. 1, with about one out of six making birdie.

On the back side, the toughest are Nos. 12 and 14, and the easiest is No. 11.

All but four holes at Colonial (Nos. 1, 2, 6 and 11) have over-par totals in all-time Colonial competition.

The rankings:

Rank	Hole	Par and Yards	Net Over Par
1st	5	4 - 481	8,244
2nd	3	4 - 483	5,586
3rd	4	3 - 247	4,737
4th	12	4 - 445	3,311
5th	14	4 - 464	3,046
6th	15	4 - 430	3,047
7th	9	4 - 407	2,965
8th	10	4 - 408	2,868
9th	8	3 - 199	2,475
10th	13	3 - 190	2,272
11th	16	3 - 192	1,987
12th	18	4 - 441	1,813
13th	7	4 - 440	1,784
14th	17	4 - 387	1,017
15th	6	4 - 406	-56
16th	2	4 - 389	-738
17th	11	5 - 635	-2,811
18th	1	5 - 565	-6,468

When broken down as to the front side and the back side, here is what the above chart adds up to:

	Net Over Par
First Nine Holes	18,529
Last Nine Holes	16,550
Total Strokes Over Par	35,079

BEST HOLES IN AMERICA

Colonial's famous fifth hole was named in 1965 by Sports Illustrated as the very best fifth hole in the United States. Thus Colonial's No. 5 is part of a "dream course" chosen by the magazine after consultation with USGA executive Joseph Dey, professional Byron Nelson and amateur Charlie Coe.

Colonial's contribution to "The Best 18 in America" is a par four hole, 466 yards in length. It is known as "Death Valley," and in 1982 was named the most difficult par four on the entire pro circuit by the touring professionals.

Sports Illustrated also included the fifth hole in its 1998 feature, "The 9 Best Holes in America," along with holes from Pebble Beach, Pine Valley, Augusta National, Winged Foot, Cypress Point and others.

Close in notoriety is Colonial's hole No. 3, which was named the most difficult third hole in America by the PGA of America in 1986. One of "America's 18 Toughest Holes," Colonial's No. 3 is a 470-yard, dogleg left, par four.

Also in 1986, Colonial's fifth and 18th holes were included in Golf Magazine's "The 100 Greatest Holes in America."

LEADER MARGINS

Biggest lead after 18 holes:

4 strokes - Tommy Bolt	1953
George Schneider	1946
3 strokes - Arnold Palmer	1958
Kel Nagle	1961
Hale Irwin	1974

Biggest lead after 36 holes:

7 strokes -Chandler Harper	1955*
David Toms	2011*
4 strokes -John Schroeder	1977
Corey Pavin	1985*
3 strokes -Clayton Heafner	1948*
Raymond Gafford	1952
Clayton Heafner	1953
Bruce Devlin	1966*
Leonard Thompson	1979
Kenny Perry	2005*

Biggest lead after 54 holes:

8 strokes -Kenny Perry	2003*
7 strokes -Kenny Perry	2005*
6 strokes -Chandler Harper	1955*
5 strokes -Raymond Gafford	1952
Sam Snead	1950*
Corey Pavin	1985*

Widest margin of victory:

8 strokes -Chandler Harper	1955
7 strokes -Kenny Perry	2005
6 strokes -Clayton Heafner	1948
Kenny Perry	2003
5 strokes -Ben Hogan	1953
Billy Casper	1968
Nick Price	2002

*Went on to win tournament that year.

SURMOUNTABLE LEADS

This table shows the greatest gaps former Colonial champs have overcome during their climb to the title.

After 18	Shots Back	Position
Rory Sabbatini, 2007	7	64T
Olin Browne, 1999	7	63T
Adam Scott, 2014	6	64T
Kevin Na, 2019	6	38T
Ben Hogan, 1946	6	12T
Ben Hogan, 1952	6	21T
Ben Hogan, 1953	6	9T

After 36

Sam Burns, 2022	8	40T
Rory Sabbatini, 2007	8	40T
Olin Browne, 1999	7	30T
Chris Kirk, 2015	7	15T
Adam Scott, 2014	6	36T
Sergio Garcia, 2001	6	16T
Roberto De Vicenzo, 1957	6	17T
Ben Hogan, 1946	5	14T
Johnny Palmer, 1954	5	7T
Mike Souchak, 1956	5	15T
Doug Sanders, 1961	5	9T
Keith Clearwater, 1987	5	25T
Tom Purtzer, 1991	5	20T
Bruce Lietzke, 1992	5	17T

After 54

Sam Burns, 2022	7	17T
Nick Price, 1994	7	4T
Ben Hogan, 1952	6	3
Phil Mickelson, 2000	6	8T
Sergio Garcia, 2001	5	7T
Gene Littler, 1971	5	12T

COLONIAL'S ACES

Only 34 holes-in-one have been scored during official tournament play in 77 years at Colonial:

Kel Nagle	No. 13	1961
Kermit Zarley	No. 16	1968
Rod Funseth	No. 13	1969
Kermit Zarley	No. 8	1972
Peter Oosterhuis	No. 13	1976
Orville Moody	No. 16	1979
Bruce Lietzke	No. 16	1980
Larry Mize	No. 8	1984
Jim Thorpe	No. 16	1984
George Archer	No. 8	1985
Chris Perry	No. 16	1989
Chip Beck	No. 8	1989
Loren Roberts	No. 16	1993
Jeff Maggert	No. 8	1995
Jim Gallagher Jr.	No. 13	1996
Brad Faxon	No. 8	1996
Stuart Appleby	No. 13	2000
Corey Pavin	No. 13	2002
Hal Sutton	No. 16	2003
Shigeki Maruyama	No. 8	2003
Brian Gay	No. 8	2007
Rod Pampling	No. 16	2007
Dustin Johnson	No. 13	2008
Dean Wilson	No. 13	2009
Ben Crane	No. 13	2010
Paul Goydos	No. 13	2010
Jim Furyk	No. 8	2011
Harrison Frazar	No. 16	2012
Bobby Gates	No. 13	2013
Scott Brown	No. 13	2014
Brian Stuard	No. 16	2017
Sung Kang	No. 13	2020
Harris English	No. 8	2023
Scottie Scheffler	No. 8	2023

Nagle became the first to score an ace at Colonial, using a 2-iron on the 195-yard 13th hole during the opening round of the 1961 tournament. It was a low flying shot, landing about 40 feet from the pin and hopping in the cup on the fourth or fifth bounce.

Zarley's 1968 hole-in-one came on the 197-yard 16th hole. He used a 5-iron for the first round ace. He scored his second ace in 1972's first round, using a 4-iron on the 209-yard 8th hole.

Funseth used a 3-iron in recording his ace during the final round of the 1969 event. Course changes prior to the '69 event made the 13th hole very different from the one which Nagle recorded his 1961 ace - it had been completely rebuilt.

Oosterhuis' ace in 1976 came with a 3-iron into the cup during the third round. Moody used a 5-iron to ace the 183-yard 16th hole in the 1979 final round.

Lietzke's 5-iron shot on #16 hit seven feet in front of the cup and lazily rolled in. The ace helped him tie the course record of 63 in the first round of the 1980 tournament, which he won.

Mize scored his ace on the 192-yard eighth hole in the first round of the 1984 tournament. Thorpe aced the 16th hole during 1984's final round. Archer scored his ace on the eighth hole during the 1985 event. Beck and Perry made their 1989 aces within minutes of each other during the final round.

Roberts aced the 16th hole in 1993, as did Maggert on the 8th in 1995. Jim Gallagher Jr. and Brad Faxon used a 5-iron and 4-iron, respectively, for their aces on 13 and 8 in 1996.

Appleby aced 13 on Saturday afternoon. Pavin made his Colonial ace on #13 in the first round with a 5-iron.

Sutton and Maruyama both used six irons for their 2003 aces. Brian Gay used a 7-iron in 2007 at No. 8, while Pampling used a 6-iron on No. 16 for his ace that same year.

Dustin Johnson used a 8-iron for his ace at #13 in 2008, while Dean Wilson hit a 7-iron there in 2009.

2010 was the first year a par three was aced twice during the same tournament: Ben Crane used on Friday and Paul Goydos on Saturday. In 2011 Jim Furyk used a 3-iron to ace a back pin on No. 8. Bobby Gates aced #13 in 2013. Scott Brown used a 7-iron for his 2014 ace on #13. Stuard used a 5-iron in 2017's final round at #16. Kang used 9-iron at #13 in 2020.

In 2023 Scottie Scheffler and Harris English aced No. 8, with a 9-iron and 7-iron, respectively, on different days.

EAGLES

639 eagles have been scored in the previous 77 Colonial tournaments - an average of eight per year. But 22 of those came in 1978, 24 in 2010, and 27 in 1999. Also in 1978, Fuzzy Zoeller became the first to score three eagles in a single tournament and George Burns hit the first double-eagle. In the record birdie barrage of 1999, champion Olin Browne scored three eagles, including two in his final-round charge to victory. That year, four players scored two eagles each: Stuart Appleby, David Frost, Tom Lehman and Scott Verplank. In 2010, Ben Crane scored three eagles during the event.

By holes, the eagles break down as follows:

No. 1	354	No. 7	8	No. 13	13
No. 2	20	No. 8	11	No. 14	9
No. 3	5	No. 9	13	No. 15	7
No. 4	0	No. 10	8	No. 16	10
No. 5	8	No. 11	124	No. 17	10
No. 6	17	No. 12	4	No. 18	18

By years, the eagle count has been:

1946	0	1972	3	1998	17
1947	1	1973	4	1999	27
1948	1	1974	12	2000	10
1950	1	1975	4	2001	10
1951	2	1976	7	2002	10
1952	1	1977	3	2003	12
1953	5	1978	22	2004	23
1954	0	1979	8	2005	21
1955	3	1980	3	2006	18
1956	1	1981	1	2007	6
1958	0	1982	5	2008	17
1957	0	1983	3	2009	11
1959	2	1984	4	2010	24
1960	3	1985	8	2011	14
1961	3	1986	6	2012	21
1962	1	1987	3	2013	10
1963	3	1988	10	2014	13
1964	1	1989	19	2015	12
1965	3	1990	6	2016	13
1966	4	1991	7	2017	5
1967	6	1992	7	2018	12
1968	2	1993	15	2019	12
1969	5	1994	3	2020	20
1970	3	1995	11	2021	14
1971	6	1996	18	2022	19
		1997	7	2023	12

DOUBLE EAGLE

It took 30 years for the pros to card a double-eagle at Colonial. It came in 1978. George Burns achieved the feat when he hit a 1-iron approximately 200 yards to get Colonial's first double-eagle on the 572-yard, par-five first hole. Then it took 40 years to do it again - Satoshi Kodaira - on the first in 2018. He hit a 3-iron 234 yards in the first round for his two.

MULTIPLE WINNERS

Ben Hogan won five Colonial championships, but no other golfer has won more than two. Two-time winners here are Billy Casper, Julius Boros, Al Geiberger, Ben Crenshaw, Bruce Lietzke, Lee Trevino, Corey Pavin, Nick Price, Kenny Perry, Phil Mickelson and Zach Johnson.

WIRE-TO-WIRE WINNERS

Nine Colonial champs led, or tied for the lead, after each round of play:

Clayton Hearner	1948	Al Geiberger	1975(TPC)
Sam Snead	1950	Bruce Lietzke	1980
Chandler Harper	1955	Corey Pavin	1985
Bruce Devlin	1966	Ian Baker-Finch	1989
Dave Stockton	1967		

2024 PRIZE MONEY DISTRIBUTION

\$9.1 MILLION PURSE

Place	Money	Place	Money
1	\$1,638,000	36	47,320
2	991,900	37	45,045
3	627,900	38	43,225
4	445,900	39	41,405
5	373,100	40	39,585
6	329,875	41	37,765
7	307,125	42	35,945
8	284,375	43	34,125
9	266,175	44	32,305
10	247,975	45	30,485
11	229,775	46	28,665
12	211,575	47	26,845
13	193,375	48	25,239
14	175,175	49	24,115
15	166,075	50	23,387
16	156,975	51	22,841
17	147,875	52	22,295
18	138,775	53	21,931
19	129,675	54	21,567
20	120,575	55	21,385
21	111,475	56	21,203
22	102,375	57	21,021
23	95,095	58	20,839
24	87,815	59	20,657
25	80,535	60	20,475
26	73,255	61	20,293
27	70,525	62	20,111
28	67,795	63	19,929
29	65,065	64	19,747
30	62,335	65	19,565
31	59,605	66	19,383
32	56,875	67	19,201
33	54,145	68	18,019
34	51,870	69	18,837
35	49,595	70	18,655
		71	18,473

BIG MONEY

Total prize money in the first 43 Colonial golf tournaments (1946-89) did not equal the \$9,100,000 to be awarded in the 2024 event.

Including this year's purse, prize money awarded at Colonial will total \$182,017,300.

Colonial surpassed the \$1 million mark in 1969, \$2 million in 1975, \$3 million in 1979, \$5 million in 1985, and \$10 million in 1991. The \$20 million mark was surpassed in 1998. The \$80 million mark was reached in 2010; \$100 million in 2014.

The first place prize money being offered this year, \$1,638,000, is roughly the same as the *combined* prize money paid *all* the competitors in the first 27 Colonial tournaments (1946-73).

First Place Money

1946-51	\$3,000	1984-85	90,000	2005	1,008,000
1952	4,000	1986-87	108,000	2006-07	1,080,000
1953-60	5,000	1988	135,000	2008	1,098,000
1961-62	7,000	1989-90	180,000	2009-11	1,116,000
1963	12,000	1991	216,000	2012-14	1,152,000
1964	14,000	1992-93	234,000	2015	1,170,000
1965	20,000	1994-95	252,000	2016	1,206,000
1966	22,000	1996	270,000	2017	1,242,000
1967	23,000	1997	288,000	2018	1,278,000
1968-72	25,000	1998	414,000	2019	1,314,000
1973	30,000	1999	504,000	2020-21	1,350,000
1974-75	50,000	2000	594,000	2022	1,512,000
1976-78	40,000	2001	720,000	2023	1,566,000
1979-81	54,000	2002	774,000	2024	1,638,000
1982	63,000	2003	900,000		
1983	72,000	2004	954,000		

PRIZE MONEY HISTORY

Through the years, this has been Colonial's purse position*:

Year	Colonial Purse	Tournaments Bigger	Tournaments as Big
1946	\$ 15,000	2	3
1947	15,000	2	3
1948	15,000	3	7
1950	15,000	2	14
1951	15,000	3	16
1952	20,000	3	1
1953	25,000	3	4
1954	25,000	5	4
1955	25,000	7	3
1956	25,000	11	3
1957	25,000	10	3
1958	25,000	14	7
1959	27,300	10	0
1960	30,000	11	3
1961	40,000	11	1
1962	40,000	15	2
1963	60,000	7	1
1964	75,000	7	0
1965	100,000	6	6
1966	110,000	4	3
1967	115,000	8	3
1968	125,000	9	4
1969	125,000	14	7
1970	125,000	18	4
1971	125,000	27	7
1972	125,000	30	9
1973	150,000	21	12
1974	250,000	2	4
1975	250,000	1	2
1976	200,000	12	15
1977	200,000	17	15
1978	200,000	21	10
1979	300,000	5	14
1980	300,000	11	16
1981	300,000	13	17
1982	350,000	11	8
1983	400,000	4	11
1984	500,000	5	9
1985	500,000	13	15
1986	600,000	10	7
1987	600,000	14	21
1988	750,000	16	4
1989	1,000,000	5	12
1990	1,000,000	10	21
1991	1,200,000	7	2
1992	1,300,000	7	2
1993	1,300,000	9	2
1994	1,400,000	8	2
1995	1,400,000	11	3
1996	1,500,000	11	4
1997	1,600,000	12	1
1998	2,300,000	8	2
1999	2,800,000	9	2
2000	3,300,000	8	0
2001	4,000,000	9	4
2002	4,300,000	10	1
2003	5,000,000	7	10
2004	5,300,000	7	2
2005	5,600,000	8	0
2006	6,000,000	6	1
2007	6,000,000	8	4
2008	6,100,000	9	0
2009	6,200,000	9	1
2010	6,200,000	9	2
2011	6,200,000	10	3
2012	6,400,000	9	2
2013	6,400,000	11	-
2014	6,400,000	11	-
2015	6,500,000	14	-
2016	6,700,000	14	-
2017	6,900,000	17	-
2018	7,100,000	12	2
2019	7,300,000	12	2
2020	7,500,000	12	3
2021	7,500,000	12	3
2022	8,400,000	11	2
2023	8,700,000	17	1
2024	9,100,000	13	-

*table includes official full-field events -- majors and regular Tour events.

Does not include FedExCup playoff events or restricted/elevated events.

PLAYER SUB-PAR ROUNDS

Players who have the most consecutive sub-par rounds at Colonial:

Rank	Player	Consec. Rounds Under 70	Years
1	Zach Johnson	15	2009-12
2	Bo Van Pelt	13	2009-12
3T	Kevin Na	10	2009-11
	Jeff Overton	10	2009-11
5T	Tony Finau	8	2019-21
	Ian Poulter	8	2008-10
	Steve Flesch	8	2003-04
	David Frost	8	1997-98
	Kenny Perry	8	2002-04
	Tim Clark	8	2007-09
	Vijay Singh	8	2002, 09-10
	Stewart Cink	8	2009-11
	Tim Clark	8	2012-14
12T	Brooks Koepka	7*	2018, 2020
	Justin Rose	7	2020-21
	Rory Sabbatini	7	2019-21
	Scott Verplank	7	2009-10
	Corey Pavin	7	2009-10
	Pat Perez	7	2009-10
	Tom Gillis	7	2010, 12
	Phil Mickelson	7	2005, 08
	Jim Furyk	7	2004-05
	Davis Love III	7	1999-2000
	Ben Crenshaw	7	1993-94
	Greg Norman	7	1992-93
	Dan Pohl	7	1986-87
	Fred Funk	7	1998-99

*streak is active coming into this year.

THE CUT

The 36-hole cut was instituted at Colonial in 1969, when the field was expanded to 100 players. For 18 years, the lowest cut had been 143, three over par (143 made it; 144 did not), happening in 1980 and 1985.

Then in 1987, a frenzy of sub-par rounds and a rain delay yanked the cut down to even-par 140. Even without the rain, the cut would have been just one stroke higher. Then in 2007, rain-softened greens gave up a record 139 cut, the first ever below par. In 2010, four windless days dropped the record to 138. Here is the breakdown by year:

1969-70	147	1987	140	2005-06	141
1971	148	1988	145	2007	139
1972	146	1989	146	2008	142
1973	148	1990	147	2009	140
1974	145	1991-94	142	2010	138
1975	147	1995	142	2011	139
1976-77	146	1996	144	2012	143
1978-79	145	1997	140	2013	139
1980	143	1998	141	2014-15-16	141
1981	144	1999	144	2017	144
1982	147	2000	143	2018-19	142
1983-84	145	2001	142	2020	139
1985	143	2002	143	2021-22-23	141
1986	146	2003	141		
		2004	143		

CONSECUTIVE TOP TENS

These are the players who have recorded the most consecutive top ten finishes in Colonial history.

Rank	Player	Cons. Top Tens	Years
1	Ben Hogan	7	1946-53
2T	Zach Johnson	6	2008-13
	Gene Littler	6	1963-68
	Cary Middlecoff	6	1950-55
	Lloyd Mangrum	6	1948-54
6T	Ben Hogan	4	1964-67
	Tom Watson	4	1977-80
	Gary Player	4	1961-64
	Johnny Palmer	4	1947-51

TOTAL CONTESTANTS BY YEARS

Year	Number	Year	Number
1946	29	1992	111
1947	27	1993	113
1948	32	1994	107
1950	35	1995	116
1951-52	42	1996	112
1953	48	1997	105
1954-55	47	1998	111
1956	54	1999	112
1957-59	48	2000	110
1960	54	2001	115
1962	58	2002	124
1961	57	2003-07	114
1963	66	2008	125
1964-67	72	2009	124
1968	73	2010	121
1969-70	100	2011	126
1971	101	2012	123
1972	102	2013	136
1973	105	2014	123
1974	150	2015	122
1975	144	2016-18	121
1976-86	102	2019	122
1987	105	2020	148
1988-89	103	2021	121
1990	107	2022-23	120
1991	109	2024	132

CONSECUTIVE SUB-PAR ROUNDS

25 Colonial champs scored four sub-par rounds en route to their victories:

Clayton Heafner	1948	(67-68-68-69)
Homero Blancas	1970	(69-68-69-67)
Al Geiberger	1975 (TPC)	(66-68-67-69)
Lee Trevino	1978	(66-68-68-66)
Corey Pavin	1985	(66-64-68-68)
Bruce Lietzke	1992	(69-68-64-66)
Fulton Allem	1993	(66-63-68-67)
Tom Lehman	1995	(67-68-68-68)
Corey Pavin	1996	(69-67-67-69)
David Frost	1997	(66-63-69-67)
Tom Watson	1998	(68-66-65-66)
Sergio Garcia	2001	(69-69-66-63)
Nick Price	2002	(69-65-66-67)
Kenny Perry	2003	(68-64-61-68)
Steve Flesch	2004	(66-69-67-67)
Kenny Perry	2005	(65-63-64-69)
Tim Herron	2006	(67-65-68-68)
Phil Mickelson	2008	(65-68-65-68)
Steve Stricker	2009	(63-63-69-68)
Zach Johnson	2010	(65-66-64-64)
Boo Weekley	2013	(67-67-64-64)
Chris Kirk	2015	(68-69-65-66)
Jordan Spieth	2016	(67-66-65-65)
Justin Rose	2018	(66-64-66-64)
Daniel Berger	2020	(65-67-67-66)

Until 1978, no player had posted four sub-par rounds without winning the tournament. Since then, it has been done 130 times - including Jim Furyk **four** times and Jeff Sluman, Ben Crane and Pat Perez **three** times. Tom Watson, Ben Crenshaw, Zach Johnson, Davis Love III, Bernhard Langer, Harrison Frazar, Bob Tway, Mark Calcavecchia, Tom Lehman, Vijay Singh, David Toms, Brian Gay, Kevin Na, Jeff Overton, Zach Johnson, Bo Van Pelt, Rod Pampling, Boo Weekley, Rory Sabbatini, Justin Rose and Ryan Palmer have done it **twice**.

Jim Furyk's 267 was two shots back in 1998 and his 270 was nine shots back in 2003. His 266 in 2007 got into a sudden-death playoff, lost to Rory Sabbatini, but his 269 in 2009 was six shots back. Jeff Sluman's 273 finished seven shots back in 1987; his 269 was four back in 1998; and his 268 in 2003 was seven back. 75 players have accomplished this feat once in their Colonial careers.

Across four windless days in the record-breaking year of 2010, 26 players broke par all four days, including two players who nonetheless finished 15 strokes off the 21-under par winning score.

COLONIAL'S DIFFICULTY STANDS TEST OF TIME

Tournament Records

Using the tournament scoring record of each 72-hole event's current courses on the PGA Tour, as well as majors, Colonial's historic and challenging layout ranks it among the top 12 toughest of the year against par, and the 8th toughest of full field Tour FedExCup events.

Record	Tournament	Course/Par
-14 (266)	Honda Classic*	PGA National(70)
-16 (268)	U.S. Open	Winged Foot GC; Torrey Pines Memorial Park(70)
-16 (264)	Houston Open*	Westin Innisbrook Resort (71)
-18 (266)	Valspar Championship	TPC San Antonio (72)
-18 (270)	Valero Texas Open*	TPC Harding Park, Kiawah Isl.
-20 (268)	PGA Championship	Country Club of Jackson (72)
-20 (268)	Sanderson Farms Classic*	Riviera Country Club (71)
-20 (264)	Genesis Invitational	Muirfield Village Golf Club (72)
-20 (268)	Memorial Tournament	Royal St. Georges, St. Andrews
-20 (264)	British Open	Augusta National Golf Club (72)
-20 (268)	Masters	Colonial Country Club (70)
-21 (259)	Charles Schwab Challenge	Quail Hollow Club (72)
-21 (267)	Wells Fargo Championship	various courses
-21 (267)	RBC Canadian Open*	Silverado Resort (72)
-21 (267)	Fortinet Championship	Harbour Town Golf Links (71)
-22 (262)	RBC Heritage Classic	(three courses) (72)
-22 (265)	AT&T Pebble Beach Pro-Am*	Torrey Pines Golf Club (72)
-22 (266)	Farmers Insurance Open	Sedgefield Country Club (70)
-22 (258)	Wyndham Championship*	Sea Island GC ; two courses
-22 (260)	RSM Classic	TPC River Highlands (70)
-23 (257)	Travelers Championship*	El Camaleon (71)
-23 (261)	Worldwide Tech. Champ.	East Lake Golf Club (70)
-23 (257)	TOUR Championship	Bay Hill Club (72)
-24 (264)	Arnold Palmer Invitational	TPC Sawgrass (72)
-24 (264)	PLAYERS Championship	TPC Twin Cities (71)
-24 (260)	3M Open	TPC Summerlin (72)
-25 (263)	Shriners Hospital Open	TPC Deere Run (71)
-26 (258)	John Deere Classic	Golf Club of Detroit (72)
-26 (262)	Rocket Mortgage Classic	TPC Craig Ranch (72)
-26 (262)	AT&T Byron Nelson Classic	various courses
-27 (261)	BMW Championship	Waialae Country Club (70)
-27 (253)	Sony Open	(three courses) (72)
-28 (260)	The American Express	TPC Scottsdale (71)
-28 (256)	Waste Mngt. Phoenix Open	Kapalua Planation Course (73)
-34 (258)	Sentry Trnmt. of Champions	

*event's official tournament scoring record is even lower, but at a different golf course.

Champion Scoring

Using the champion's winning score versus par, Colonial's challenging layout again shows its toughness. The course is in the top 10 overall, and the 7th hardest of full-field Tour FedExCup events. In 2023, Colonial ranked 8th hardest of all Tour events and majors, in relation to par. Here are the 72-hole PGA Tour event winners' average number of strokes under par per round, beginning with 1990.

Champ avg. since '90	Tournament	Course/Par
-1.29	U.S. Open	various courses
-2.64	British Open	various courses
-2.66	PGA Championship	various courses
-2.84	Masters	Augusta National G. C. (72)
-2.89	Honda Classic	PGA National(70)
-2.90	Valspar Championship	Westin Innisbrook Resort (71)
-3.09	Wells Fargo Championship	Quail Hollow Club (72)
-3.23	PLAYERS Championship	TPC Sawgrass (72)
-3.23	Arnold Palmer Invitational	Bay Hill Club (72)
-3.32	Charles Schwab Challenge	Colonial Country Club (70)
-3.35	Genesis Invitational	Riviera Country Club (71)
-3.40	RBC Heritage Classic	Harbour Town Golf Links (71)
-3.55	Memorial Tournament	Muirfield Village G. C. (72)
-3.62	RBC Canadian Open	various courses
-3.67	Travelers Championship	TPC River Highlands (70)
-3.68	Houston Open	Memorial Park (70)
-3.69	Farmers Insurance Open	Torrey Pines Golf Club (72)
-3.79	AT&T Byron Nelson Classic	TPC Craig Ranch (72)
-3.90	AT&T Pebble Beach Pro-Am	(three courses) (72)
-4.05	Valero Texas Open	TPC San Antonio (72)
-4.18	Fortinet Championship	Silverado Resort (72)
-4.19	RSM Classic	Sea Island Seaside (70)
-4.30	Waste Mngt. Phoenix Open	TPC Scottsdale (71)
-4.37	Wyndham Championship	Sedgefield Country Club (72)
-4.40	Sony Open	Waialae Country Club (72)
-4.67	John Deere Classic	TPC Deere Run (71)
-4.74	Sanderson Farms Classic	Annandale Golf Club (72)
-4.75	Worldwide Tech Championship	El Camaleon (71)
-4.81	3M Open	TPC Twin Cities (71)
-4.96	Sentry Trnmt. of Champions	Kapalua Planation Course (73)
-5.64	Shriners Hospitals Open	TPC Summerlin (71)
-5.80	Rocket Mortgage Classic	Detroit Golf Club (72)
-5.86	The American Express	(four courses) (72)

Average 36-Hole Cut Line

Another measure of course difficulty is the 36-hole cut mark. Here are PGA Tour FedExCup events' average cut vs. par, beginning in 1995. Colonial ranks in the top 7 hardest of all events, including majors, and 3rd hardest among regular Tour events.

Avg. cut	Tournament	Avg. cut	Tournament
5.97	U.S. Open	1.00	RBC Heritage Classic
3.41	Masters	0.86	Valspar Championship
3.32	British Open	0.86	Wells Fargo Championship
3.14	PGA Championship	0.33	RBC Canadian Open
2.14	Memorial Tournament	0.14	Valero Texas Open
1.66	Arnold Palmer Invitational	-0.28	Houston Open
1.28	Charles Schwab Challenge	-0.36	AT&T Byron Nelson Classic
1.11	PLAYERS Championship	-0.66	Travelers Championship
1.07	Genesis Invitational	-0.66	RSM Classic*
1.07	Honda Classic	-0.79	Fortinet Championship*
		-0.90	Sony Open
		-0.90	Waste Management Phoenix Open
		-1.00	3M Open*
		-1.34	AT&T Pebble Beach Pro-Am
		-1.41	Farmers Insurance Open
		-1.83	Sanderson Farms Classic
		-1.93	Wyndham Championship
		-2.18	John Deere Classic
		-2.40	Rocket Mortgage Classic*

*event began in 2007 or later

CHAMPIONS' CHOICES

A Colonial tradition has all living champions collectively choose two promising newcomers who have never been invited here as professionals. Colonial's champs have proven they know how to pick future stars. Just two months after he was a Champions' Choice at Colonial, Jack Fleck won the 1955 U.S. Open. Dave Stockton won here as a Champions' Choice in 1967. Here are all the picks:

1953 - Milon Marusic, Fred Wampler	1954 - Bob Inman, Mike Souchak
1955 - Jack Fleck, Dow Finsterwald	1956 - Walker Inman Jr., Don January
1957 - Bill Trombley, Don Whitt	1958 - J. C. Goosie, Dave Ragan
1959 - Johnny Pott, Bert Weaver	1960 - Al Geiberger , Dick Knight
1961 - Gay Brewer, Jacky Cupit	1962 - Tommy Aaron, Jerry Steelsmith
1963 - Miller Barber, Jerry Pittman	1964 - Chuck Courtney, Rod Funseth
1965 - Billy Martindale, Bert Yancey	1966 - Dick Crawford, Tom Weiskopf
1967 - Dave Stockton* , Lou Graham	1968 - Bob Dickson, DeWitt Weaver
1969 - Orville Moody, Grier Jones	1970 - Hale Irwin, Bobby Greenwood
1971 - Hubert Green, Hal Underwood	1972 - Steve Melnyk, L. Thompson
1973 - Tom Jenkins, Jim Simons	1976 - Andy Bean, Ed Dougherty
1977 - Jay Haas, Craig Stadler	1978 - Curtis Strange, Jack Renner
1979 - Jim Thorpe, Lindy Miller	1980 - Dan Pohl , Dan Halldorson and John Cook
1981 - Bobby Clampett, Mark O'Meara**	
1982 - Jim Booros, Denis Watson	1983 - Jodie Mudd, Larry Rinker
1984 - Russ Cochran, Tony Sills	1985 - Paul Azinger, Dan Forsman
1986 - Davis Love III, Tom Byrum	1987 - Scott Verplank, Curt Byrum
1988 - John Huston, Richard Zokol	1989 - Billy Mayfair, Ted Schulz
1990 - Bob Estes, Duffy Waldorf	1991 - Jeff Maggert, Jerry Haas
1992 - Ed Humenik, Bruce Zabriski	1993 - Tad Rhyan, Kelly Gibson
1994 - Guy Boros, Dave Stockton Jr.	1995 - Robin Freeman, Michael Bradley
1996 - Franklin Langham, H. Royer III	1997 - Brent Geiberger, Stewart Cink
1998 - Olin Browne , Brett Quigley	1999 - Notah Begay III, Robert Allenby
2000 - Greg Chalmers, Casey Martin	2001 - Briny Baird, Joe Ogilvie
2002 - Bob Burns, Mathew Goggins	2003 - Pat Bates, John Senden
2004 - M. Gronberg, Trip Isenhour	2005 - Kevin Stadler, Jason Allred
2006 - Bill Haas, James Driscoll	2007 - Kyle Reifers, Andrew Buckle
2008 - Jason Day, Charlie Wi	2009 - Matt Weibring, Derek Fathauer
2010 - Josh Teator, Chris Tidland	2011 - Jarrod Lyle, D. Summerhays
2012 - Erik Compton, Billy Hurley III	2013 - Jordan Spieth , F. Corpening
2014 - Jeff Curl, Kevin Tway	2015 - Sam Saunders, Cody Gribble
2016 - B. DeChambeau, K. Hickok	2017 - Beau Hossler, J. Sadlowski
2018 - J. Neimann, Sam Burns	2019 - Dru Love, Tucker Wadkins
2020 - Tyler McCumber, Tom Lewis	2021 - John Augenstein, Will Gordon
2022 - Stephan Jaeger, Min Woo Lee	2023 - Cole Hammer, Pierceson Coody

*Stockton did the impossible - he won the 1967 NIT, setting one all-time record and tying another. (His opening round 65 and his 36-hole total of 131 went into the record book.)

**Clampett was low amateur in '79; O'Meara played here as amateur in '80.

Note - Eight Champions' Choices have later become Colonial champions - Mike Souchak, Al Geiberger, Tom Weiskopf, Dave Stockton, Dan Pohl, Olin Browne, Jordan Spieth and Sam Burns.

76 of Colonial's 139 Champions' Choices have become PGA Tour tournament winners, racking up a total of 428 victories, including 29 major championships. 1970 choice Hale Irwin tops the list with 20 career victories, including three U.S. Open titles. 1986 Choice Davis Love III has 22 victories, including a PGA Championship. 1978 choice Curtis Strange claimed 17 victories, with two U.S. Open wins. Three players have 16 Tour wins: Mike Souchak (1954), Hubert Green (1971) & Mark O'Meara (1981). Other choices who have gone on to double-digit career wins are: Tom Weiskopf (15), Dow Finsterwald (12), Craig Stadler (13), Paul Azinger (12), Jason Day (12), Jordan Spieth (11), Al Geiberger (11), Gay Brewer (11), Miller Barber (11), Dave Stockton (11), Andy Bean (11), Don January (10) & John Cook (10). Other tournament winners include: Jay Haas (9), Bert Yancey (7), John Huston (7), Bill Haas (6), Lou Graham (6), Johnny Pott (5), Billy Mayfair (5), Dan Forsman (5), Jodie Mudd (4), Duffy Waldorf (4), Notah Begay III (4), Bob Estes (4), Robert Allenby (4), Michael Bradley (4) & Sam Burns (4). Champions' Choices who have won major championships include: U.S. OPEN - Hale Irwin (3), Curtis Strange (2), Jack Fleck, Lou Graham, Hubert Green, Orville Moody, Jordan Spieth, Bryson DeChambeau; PGA - Dow Finsterwald, Al Geiberger, Don January, Dave Stockton (2), Davis Love III, Hubert Green, Paul Azinger; MASTERS - Gay Brewer, Tommy Aaron, Craig Stadler, Mark O'Meara, Jordan Spieth; BRITISH OPEN - Tom Weiskopf; Mark O'Meara, Stewart Cink, Jordan Spieth. Champions' Choices who went on to become Rookie of the Year after playing here: Jacky Cupit, 1961; Grier Jones, 1969; Hubert Green, 1971; Mark O'Meara, 1981; Stewart Cink, 1997; and Jordan Spieth, 2013.

THE 20-YEAR CLUB

Forty-eight golfers have played in 20 or more of the Colonial tournaments. These men have won a total of 34 championships at Colonial and have taken home more than \$26 million in Colonial prize money.

Player	Years	Wins	Scoring Avg.	Money
Ben Crenshaw	33	2	70.86	\$490,507
Keith Clearwater	33	1	72.73	245,916
Corey Pavin	32	2	69.37	1,539,924
Rod Curl	31	1	74.70	65,314
Tom Kite	30	-	70.68	181,835
Gene Littler	29	1	71.76	111,883
Dave Stockton	28	1	71.94	85,728
Mark Brooks	28	-	70.70	366,052
Bruce Lietzke	27	2	70.37	452,388
David Frost	27	1	70.62	590,256
Julius Boros	27	2	72.13	63,035
Don January	27	-	72.23	81,189
Al Geiberger	26	2	71.72	137,000
Billy Mayfair	26	-	69.98	972,527
Davis Love III	26	-	70.10	809,779
Ray Floyd	26	-	72.23	71,823
Tom Watson	24	1	69.91	788,695
Tom Purtzer	25	1	71.08	365,607
Charles Coody	25	-	72.33	43,560
Peter Jacobsen	24	1	70.90	228,049
Kenny Perry	23	2	69.17	2,733,347
Fulton Allem	23	1	71.61	351,683
Dan Pohl	23	1	71.59	207,501
Jim Furyk	23	-	69.09	1,985,689
Joey Sindelar	23	-	70.84	185,772
Tim Herron	22	1	70.12	1,655,875
Lanny Wadkins	22	1	71.59	218,170
Rory Sabbatini	22	1	69.75	2,301,570
Bob Tway	22	-	70.12	396,495
Gil Morgan	22	-	70.82	145,670
Hale Irwin	22	-	70.86	211,613
John Mahaffey	22	-	71.09	156,325
Mike Reid	22	-	71.01	106,386
Ben Hogan	21	5	71.11	47,857
Lee Trevino	21	2	70.69	162,576
Fuzzy Zoeller	21	1	70.78	190,918
Tommy Bolt	21	1	73.04	17,773
Justin Leonard	21	-	69.52	1,321,162
Scott Verplank	21	-	70.06	698,860
Steve Elkington	21	-	70.51	159,802
Bob Estes	21	-	70.65	369,008
D.A. Weibring	21	-	70.74	205,801
Chi Chi Rodriguez	21	-	72.00	33,725
David Toms	20	1	69.09	2,674,003
Tom Weiskopf	20	1	71.56	75,386
Ryan Palmer	20	-	69.84	1,453,969
Jeff Sluman	20	-	69.63	1,108,762
Rocco Mediate	20	-	70.09	524,643
David Edwards	20	-	70.53	341,604
Miller Barber	20	-	72.54	23,872
Lionel Hebert	20	-	73.72	12,185

"FIRST" WINS

Champions whose first PGA Tour win came at Colonial:

1957 - Roberto De Vicenzo	1987 - Keith Clearwater
1967 - Dave Stockton	1989 - Ian Baker-Finch
1974 - Rod Curl	2001 - Sergio Garcia
1986 - Dan Pohl	

Champions who won their very first Colonial:

1946 - Ben Hogan*	1987 - Keith Clearwater
1948 - Clayton Heafner	2001 - Sergio Garcia
1967 - Dave Stockton	

* first year event was conducted

COLONIAL'S AMATEURS

Colonial has invited amateurs to its select field since its inception in 1946, and now invites one or two amateurs each year. The reigning Ben Hogan Award winner and U.S. Amateur champ always receives the earliest invites.

Colonial's tradition of inviting the SWC champion every year began in 1979, when co-champions Fred Couples and Payne Stewart had a playoff to see who would receive the bid. With the end of the SWC, the tournament reserved any second invitation for a

top national amateur, such as the Hogan Award winner.

Four of Colonial's amateurs over the years returned later to win the tournament: Cary Middlecoff, Homero Blancas, Ben Crenshaw and Jack Nicklaus.

1946	Wilford Wehrle	294	22T	1963	Charles Coody	297	36T	1987	Tray Tyner	282**	46T
	Royal Hogan	309	25		Kermit Zarley Jr.	297	36T		Billy Mayfair	(cut)	
	Reynolds Smith	310	26		Labron Harris Jr.*	298	41T	1988	Billy Mayfair*	286	48T
	Cary Middlecoff	76	wd		Fred Marti	299	44T		Chip Carter	(cut)	
1947	Wilford Wehrle	302	24		Homero Blancas	306	59T	1989	Ralph Howe III	(cut)	
	Royal Hogan	303	25	1971	Ben Crenshaw	289	24T		Mark Pflugston	dq	
	Bob Willits	306	26	1972	Ben Crenshaw	284	15T	1990	Chris Patton*	(cut)	
1948	Charles Coe	292	20T		Tom Kite	286	22T		Bobby Gee	(cut)	
	Wilford Wehrle	303	31	1973	Ben Crenshaw	286	18T	1992	Mitch Voges*	(cut)	
	Tommy Barnes	306	32		John Granger	296	62T	1993	Justin Leonard*	286	71T
1950	Charles Coe*	288	10T		Vinnie Giles	(cut)		1994	John Harris*	283	50T
1951	Juan Segura	320	42	1974	Randy Simmons	(cut)		1995	Trip Kuehne	(cut)	
1952	William Campbell	291	11T	1976	Keith Fergus	(cut)			Anthony Rodriguez	(cut)	
	Joe Conrad****	295	17T		John Grace	(cut)		1997	Alberto Ochoa	(cut)	
	Charles Coe	296	21T	1977	Lindy Miller	289	48T	2000	Hunter Haas	(cut)	
	L. M. Crannell Jr.	317	42		Bill Sander*	(cut)		2006	Edoardo Molinari*	(cut)	
1953	Joe Conrad	302	31T	1978	Lindy Miller	288	49T	2007	Richie Ramsay*	(cut)	
	Don Cherry	305	33		Gary Hallberg	(cut)		2008	Jamie Lovemark	(cut)	
	Charles Coe	307	36T	1979	Bobby Clampett	282**	20T	2010	Byeong-Hun An*	(cut)	
	Billy Erfuth	308	39T		Payne Stewart	(cut)		2013	Steven Fox*	(cut)	
1954	Harvie Ward Jr.	283	3T***	1980	Mark O'Meara*	(cut)		2014	Julien Brun	(cut)	
	Ernie Vossler	293	23T		Ray Barr	(cut)		2015	Gunn Yang*	282**	65T
	Don Cherry	297	28T	1981	Ray Barr	(cut)			Thomas Lim	(cut)	
	Charles Coe	300	35T		Hal Sutton*	(cut)		2020	Andy Ogletree*	(cut)	
	Rex Baxter Jr.	309	44	1982	Willie Wood	(cut)		2022	James Piot*	(cut)	
1955	Charles Coe	303	37T		Danny Briggs	(cut)					
1956	Joe Conrad	291	14T	1983	Brandel Chamblee	288	42T				
	Hillman Robbins Jr.	292	19		Mark Brooks	(cut)					
	Ed Hopkins	310	50T	1984	Steve Elkington	288	59T				
1957	Harvie Ward Jr.*	287	4T		Danny Mijovic	(cut)					
1958	Rex Baxter Jr.	302	43T	1985	Steve Elkington	286	61T				
	Hillman Robbins Jr.*	307	45T		Scott Verplank*	(cut)					
1961	Deane Beman*	293	26T	1986	Jack Kay Jr.	(cut)					
	Charles Coe	293	26T		Jim Sorenson	(cut)					
	Jack Nicklaus	297	38								

**Then reigning U.S. Amateur Champ.
**Amateur scoring record for the tournament (tie).
***Highest/best finish by amateur in tournament.
****With an opening 68, Joe Conrad is the only amateur to hold or share the lead at Colonial, 1952.*

Note: Reigning U.S. Amateur champs who played the next year at Colonial as pros were: Tiger Woods ('97), Colt Knost ('08), Danny Lee ('09), Kelly Kraft ('12), Bryson DeChambeau ('16) and Curtis Luck ('17).

COLONIAL'S PLAYOFFS

Colonial has needed only 13 playoffs in its 76-year history to determine a champion. The first two playoffs were 18-hole Monday rounds following Sunday's tie. The sudden-death playoff format has been used ever since, beginning in 1983. Eight of the last nine playoffs have been won with a birdie. Two of the last five involved three players.

- 1959 - Ben Hogan defeated Fred Hawkins, 69-73. (18 holes)
- 1962 - Arnold Palmer defeated Johnny Pott, 69-73. (18 holes)
- 1983 - Jim Colbert defeated Fuzzy Zoeller in sudden death with par on sixth playoff hole (#18). Playoff held on holes 16, 17 & 18, each played twice.
- 1984 - Peter Jacobsen defeated Payne Stewart with a birdie on the first extra hole (#15).
- 1986 - Dan Pohl defeated Payne Stewart in this rain-shortened event with a birdie on the first extra hole (#16).

- 1992 - Bruce Lietzke beat Corey Pavin with birdie on the first extra hole (#17).
- 1994 - Nick Price beat Scott Simpson with birdie on the first extra hole (#18).
- 2006 - Tim Herron defeated Richard S. Johnson with a birdie on the second extra hole (#17).
- 2007 - Rory Sabbatini defeated Jim Furyk and Bernhard Langer with a birdie on the first extra hole (#18).
- 2009 - Steve Stricker defeated Tim Clark and Steve Marino with birdie on second extra hole (#17). (Marino exited after first playoff hole.)
- 2014 - Adam Scott defeated Jason Dufner with birdie on third extra hole (#18).
- 2020 - Daniel Berger beat Collin Morikawa with par on first extra hole (#17).
- 2022 - Sam Burns beat Scottie Scheffler with birdie on first extra hole (#18).
- 2023 - Emiliano Grillo beat Adam Schenk with birdie on 2nd extra hole (#16).

LONGEST RUNNING TOURNAMENT

The Charles Schwab Challenge carries the distinction of being the PGA Tour's longest-running co-sponsored event still held at the original venue - 77 years and counting at Colonial Country Club. Here are the longest running such TOUR events:

Colonial CC	Charles Schwab Challenge	1946
Waialae CC	Sony Hawaiian Open	1965
Harbor Town GL	RBC Heritage	1969
Muirfield Village GC	Memorial	1976
Innisbrook Resort	Valspar Championship	2000

BRIEFLY SPEAKING

Triple Crown

Colonial is the only club in America to host the U.S. Open (1941), the Players Championship (1975), and an annual PGA Tour event (since 1946). In 1991, it added the U.S. Women's Open to its unique repertoire of championships.

Colonial Sixth To Achieve \$100,000 Gate

When Colonial National Invitation ticket sales totaled \$111,613 in 1961, Colonial thereby became but the sixth tournament in all of golf to achieve a \$100,000 gate. Others previously having done so included: the U.S. Open, the PGA Championship, the Masters, the Houston Open and the Bing Crosby. Today, the annual gate is about \$11 million.

Highest Scores On Par Fours

Six players have cracked double figures - 10 - on a par four hole during the tournament. Tommy Armour III did it first on No. 9 in the 1990 event. Lee Rinker also made a 10 on the ninth hole, in the 1996 tournament. Also in 1996, Mark Calcavecchia made a 10 on No. 17. In 2018 Nick Taylor made a 10 on #9, as did Erik Compton in 2023. But in 2001, Dennis Paulson made a 12 on the 9th hole, to set the current high water mark - no pun intended.

The only other 10 ever recorded came in 1990, by David Ogrin, but on the par five first hole.

Twenty-one players have fired nines on par-fours at Colonial: Dick Mayer on No. 7 in 1951; Fred Hawkins on No. 18 in 1952; Al Besselink on No. 15 in 1955; Jack Harden on No. 15 in 1955; Don January on No. 18 in 1957; Chandler Harper on No. 17 in 1958; Gene Littler on No. 14 in 1959; Lloyd Mangrum on No. 10 in 1961; Tommy Bolt on No. 9 in 1964; John Schlee on No. 10 in 1967; Tommy Aaron and Bunky Henry on No. 12 in 1970; Barry Jaeckel on No. 5 in 1983 and 1984; Gary Hallberg on No. 9 in 1984; Ben Crenshaw on No. 9 in 1985; Larry Rinker on No. 9 in 1986; Mark Wiebe on No. 9 in 1989; Tommy Armour III on No. 9 in 1991; Kevin Na on No. 3 in 2004; Mike Weir on No. 9 in 2005; and Jason Kokrak on No. 18 in 2016.

Way Over Par

Several golfers have scored nines on par four holes, but only Fred Hawkins has carded a nine on a par three. The unfortunate incident occurred in 1965 when Hawkins went six over par on the 16th hole.

Million Milestones

Following a record-breaking Friday crowd of 35,313 during the 1982 tournament, officials announced that Colonial achieved its first \$1 million gate. This was but one of several "million" milestones Colonial has reached:

- The official one millionth visitor passed through the gates at Colonial during the third round of the 1969 tournament;
- Colonial first surpassed the \$1 million mark in total prize money distributed in 1969;
- Colonial offered its first million-dollar purse in 1989;
- Phil Mickelson became the first player to surpass \$1 million in lifetime earnings at Colonial in 2001;
- The first million-dollar first place check was awarded in 2005, to Kenny Perry.

Estimated attendance at the first tournament in 1946 was 16,600. Lowest attendance ever was 1947, an estimated 12,800 after a round was rained out. Paid revenue for the tournament in 1948 (earlier figures are not available) was \$22,696. In 1961, the tournament passed the \$100,000 mark. Then in 1967 the paid attendance soared beyond \$200,000.

Attendance steadily increased until the million dollar mark was cracked in 1982. Sherman Wallace of Fort Worth, designated the millionth visitor in 1969, was given a lifetime pass to Colonial and a new car.

Phil Mickelson became the first player to win \$1 million in his Colonial career with a second place finish in 2001. Nick Price joined him with his second victory in 2002. Now 38 players carry that distinction.

Course Record

Keith Clearwater set the Colonial course record of 61 during the second round in 1993. Then in the fourth round Lee Janzen tied it. The marks broke the eight-year-old record of 62 set by Joey Sindelar in 1985. (Strangely, neither player birdied either one of the par fives during his record round.)

Then in 1999 Greg Kraft tied the record with a 61 in the third round. In the record breaking year of 2003, Kenny Perry and Justin Leonard tied the mark with 61s of their own. Leonard's was under "lift, clean and place" rules, however. Both players shot 29 on the front side on the weekend. Leonard had a shot at 59, but bogeyed the 18th hole. Chad Campbell joined the 61 crowd in 2004 with a round that included two bogeys!

Clearwater began his phenomenal run with a non-descript 33 on the front nine, birdieing holes 6 and 7. Then he blistered the back nine with a record seven- under 28, using seven consecutive birdies from holes 12-18. The final birdie putt, on 18, was a 60-foot, double-break stunner from the back of the green. All but two of the back nine birdie putts were from 12 feet or farther.

Janzen did his most damage on the front nine with a five-under 30, birdieing holes 2, 3, 6, 7 and 8. He then closed with a 31 on the back, with birdies on 10, 12, 15 and 18. Kraft fired a 32 on the front and a 29 on the back, including birdies on the last four holes - with a chip-in on #18. His round included a bogey, too.

Sindelar's 62 had been tied twice, by Gene Sauers in 1990 and Steve Elkington in 1991. Ironically, each player started his magical round on the 10th hole. (If not for a bogey on No. 5, Sindelar would have had Colonial's first 61 instead of Clearwater.)

Sindelar cracked the record of 63 held by Dale Douglass and Bruce Lietzke. Douglass claimed the record in 1970 by breaking the oldest mark in the book - Ben Hogan's 65 from the first tournament in 1946. Lietzke carded his 63 in the first round in 1980, with an ace on the 16th hole. Lietzke went on to win the event.

61 is the lowest round ever shot by a champion (Perry), with two others shooting 62 - Sabbatini in 2007 and Toms in 2011 (twice!).

Consecutive Tournaments

Cary Middlecoff was the only golfer to play in each of the first 18 Colonial tournaments. Middlecoff, who won the tournament in 1951, competed here from 1946 through 1964. Ben Hogan competed in the first 16 tournaments before missing the 1963 NIT.

Ben Crenshaw shares the longest consecutive streak record at Colonial. He played in 32 straight from 1971-2002, including two victories. He is tied with Corey Pavin, whose streak of 32 ran from 1984-2015, and has also won twice.

Bruce Lietzke played in 27 consecutive tournaments, and won two of them. Billy Mayfair played in 26 straight from 1987-2012. Mark Brooks played in 26 consecutive tournaments, 1986-2011. 1987 champion Keith Clearwater had a streak of 23 straight, from 1987-2009.

Tom Kite played in 22 straight tournaments from 1972-93 and amazingly made the cut in every one of them, including his first appearance, as an amateur. Bob Tway also played in 22 straight, from 1986-2007. Justin Leonard played in 21 straight, from 1995-2015. Tim Herron played in 21 in a row, including one victory - from 1999-2019. Lee Trevino played in 20 consecutive events, and won two of them. Ryan Palmer has the current best active streak with 20 consecutive, dating back to 2004. Dave Stockton played in 19 consecutive tournaments beginning in 1967, the year he won it.

Gene Littler played in 18 straight tournaments, 1954-71, before missing the 1972 event. Al Geiberger also played in 18 consecutive tournaments, beginning in 1970, and won two of them.

Tournament Chairmen

F. M. (Max) Highfill, 1946-51	M.C. Hamilton Jr., 1992-93
S. M. (Bing) Bingham, 1952-63	Floyd Wade, 1994-96
Frank D. Rogers, 1964-66 and 1969-70	Sam Day, 1997
Foist Motheral, 1967-68	Phil Thomas, 1998-2001
Byron L. (Pete) Davis, 1971-73	Dee Finley, 2002-04
Joe Cauker, 1974-76	Elliott S. Garsek, 2005-07
William W. Spears, 1977-79	Harold Muckleroy Jr., 2008-09
Rodney Johnston, 1980-82	Chuck Scherer, 2010-12
Paul D. Cato Jr., 1983-85	Bobby Patton, 2013-16
Dr. H. Wallace Schmuck, 1986-88	Rob Hood, 2017-2020
Bill Bowers, 1989-91	Jim Whitten, 2021-2024

COLONIAL RECORDS

THE BEST

For 72 Holes

259-	Zach Johnson*	2010
260-	Justin Rose*	2018
261-	Kenny Perry*	2003, 2005
262-	Brian Davis	2010
263-	Ben Crane	2010
	Jeff Overton	2010
	Steve Stricker*	2009
	Steve Marino	2009
	Tim Clark	2009
	Jordan Spieth*	2016
	Brooks Koepka	2018

For 54 Holes

192-	Kenny Perry*	2005
193-	Tim Clark	2009
	Kenny Perry*	2003
194-	Brian Davis	2010
	Bryce Molder	2010
195-	Jason Dufner	2012
	Zach Johnson*	2010
	Steve Stricker*	2009
	Steve Marino	2009
	Jason Day	2009
	Scott Simpson	1994
	David Ogrin	1997

For 36 Holes

124-	David Toms*	2011
126-	Steve Stricker*	2009
127-	Bryce Molder	2010
	Tim Clark	2009
128-	Jason Bohn	2010
	Vijay Singh	2009
	Kenny Perry*	2005
129-	Jordan Spieth	2021
	Justin Rose	2020
	Harold Varner III	2020
	Jason Dufner	2012
	Brian Davis	2010
	Kris Blanks	2010
	Sean O'Hair	2009
	Tim Clark	2007
	Fulton Allem*	1993
	David Frost*	1997
	Brad Faxon	1997
	Paul Goydos	1997

For 18 Holes

61-	Keith Clearwater	1993
	Lee Janzen	1993
	Greg Kraft	1999
	Kenny Perry*	2003
	Justin Leonard	2003
	Chad Campbell	2004
	Kevin Na	2018
62-	Joey Sindelar	1985
	Gene Sauers	1990
	Steve Elkington	1991
	Patrick Sheehan	2005
	Rory Sabbatini*	2007
	David Toms*	2011
	Chez Reavie	2011
	Ryan Palmer	2013
	Franklin Corpening	2013
	Kevin Na	2018
	Kevin Na*	2019
	Harry Hall	2023

First Round

62-	Patrick Sheehan	2005
	David Toms*	2011
	Chez Reavie	2011
	Ryan Palmer	2013
	Kevin Na	2018
	Harry Hall	2023
63-	Jason Bohn	2010
	Jeff Overton	2010
	Blake Adams	2010
	Steve Stricker	2009
	Tim Clark	2009
	Woody Austin	2009
	Bruce Lietzke*	1980
	Brad Faxon	1997
	Anthony Kim	2007
	Kevin Na	2007
	Rickie Fowler	2011
	John Rollins	2013
	Charley Hoffman	2018
	Justin Rose	2020
	Harold Varner III	2020
	Jordan Spieth	2021
	Sergio Garcia	2021

Second Round

61-	Keith Clearwater	1993
62-	Bryce Molder	2010
	Rocco Mediate	2001
	Fredrik Jacobson	2006
	David Toms*	2011
	Kevin Na*	2019
	Charley Hoffman	2021

Third Round

61-	Greg Kraft	1999
	Kenny Perry*	2003
	Chad Campbell	2004
62-	Steve Marino	2009
	Joey Sindelar	1985
	Steve Elkington	1991
	David Ogrin	1997
	Rory Sabbatini*	2007

Final Round

61-	Lee Janzen	1993
	Justin Leonard	2003
	Kevin Na	2018
62-	Gene Sauers	1990
	Franklin Corpening	2013
63-	Mike Hulbert	1990, 1993
	Wayne Levi	1993
	Phil Mickelson*	2000
	Sergio Garcia*	2001
	Stephen Ames	2006
	K.J. Choi	2006
	Jason Bohn	2015
	Chad Campbell	2016

*won the tournament that year.

Front Nine

28-	Wayne Levi	1993
29-	Jerry Kelly	2010
	Tom Watson	1985
	Scott Hoch	1987
	Keith Clearwater	1991
	Sergio Garcia*	2001
	Kenny Perry*	2003
	Justin Leonard	2003
	Rickie Fowler	2011
	Kevin Chappell	2014
	Jason Bohn	2015
	Matt Kuchar	2016
	Bryce Molder	2016

Back Nine

28-	Keith Clearwater	1993
29-	Jeff Overton	2010
	Lee Trevino*	1976
	George Burns	1984
	Mike Hulbert	1990
	Guy Boros	1994
	Greg Kraft	1999

THE WORST

For 72 Holes

331-	Johnny Palmer	1964
------	---------------	------

For 54 Holes

250-	Johnny Palmer	1964
------	---------------	------

For 36 Holes

168-	Johnny Palmer	1964
------	---------------	------

For 18 Holes

87-	Johnny Palmer	1964
-----	---------------	------

Front Nine

46-	Cesar Sanudo	1972
-----	--------------	------

Back Nine

45-	Rives McBee	1969
	Phil Rodgers	1975

First Round

87-	Johnny Palmer	1964
-----	---------------	------

Second Round

86-	<i>Ralph Howe III</i>	1989
85-	Joe Collins	1974

Third Round

84-	Marty Fleckman	1973
-----	----------------	------

Final Round

84-	Dale Douglass	1967
-----	---------------	------

Name in italics designate amateur.

Colonial's "Best Ball" Scorecard

Hole	Par	Distance	Best Ball*
#1	5	565	2
#2	4	387	2
#3	4	467	2
#4	3	252	2
#5	4	472	2
#6	4	404	2
#7	4	462	2
#8	3	153	1
#9	4	413	2
Out	35	3,575	17
#10	4	407	2
#11	5	611	3
#12	4	437	2
#13	3	196	1
#14	4	468	2
#15	4	448	2
#16	3	188	1
#17	4	392	2
#18	4	438	2
In	35	3,585	17
Total	70	7,160	34

*Best score ever made during the tournament.

THE PLAYERS' VIEW OF COLONIAL

"A straight ball will get you in more trouble at Colonial than any course I know."

..... **Ben Hogan**

"This is the best, most traditional course without an ocean we play every year."

..... **Davis Love III**

"I love this golf course. This is a standard by which all golf courses should be built."

..... **Payne Stewart**

"This tournament has been around for so many years. So many of the great players have played here, and won here. To be a part of that is beyond what I can expound on. It's very humbling, and very cool."

..... **Steve Stricker**

"I know this: Whenever I step out here, I feel his (Hogan's) presence."

..... **Ben Crenshaw**

"Colonial has the most class of all the long-running golf tournaments we have on Tour."

..... **Peter Jacobsen**

"This golf course is one of the best tests that we have in the game of golf. To have won this tournament is an amazing feeling. I can't explain how good it feels to have won this championship."

..... **Phil Mickelson**

"I have a special feeling for Colonial. The strength of the field and the golf course make a win there that much sweeter. The great championships, the great finishes and the great champions make the tournament, and Colonial is no different from the Masters in that respect."

..... **Tom Watson**

"Just playing here makes you feel good. There's such a great tradition here. No tournament outside the majors has the prestige this one has. This would be a beautiful U.S. Open course. If this course had thick rough, the scores would be unbelievable. Something like four or five over would be leading. No kidding. That's how good a golf course this is."

..... **Corey Pavin**

"This golf course, you really have to move the ball around. It plays fast. It brings all sorts of elements into play, and usually the wind blows. You need to hit the ball down low in some areas, and you just have to create shots. I really enjoy that, and I don't think we get to play enough courses like this."

..... **Justin Leonard**

"It's a pure ball-striker's golf course. It's one of the finest classic courses we'll ever get to play."

..... **Lanny Wadkins**

"It's one of the great golf courses of the world. Why can't they build them like this today? This is one of those tournaments that, to me, is in the upper echelon. I could play this course every day for the rest of my life."

..... **Curtis Strange**

"Most golf courses dictate what you'll hit. On this course, *you* have to decide."

..... **Fuzzy Zoeller**

"They may have the Masters in Georgia, but Colonial has the Masters in Texas. This is definitely it. It's very, very special."

..... **Dave Stockton**

"I respect the Colonial tournament as in the class with the U.S. Open and the Masters, because it tests a golfer's ability as well as any tournament."

..... **Harvey Penick**

"This is my idea of what a golf course should be. I don't know of a finer course anywhere. This course has everything."

..... **Gary Player**

charles 
SCHWAB
CHALLENGE

3735 Country Club Circle
Fort Worth, TX 76109

Jim Whitten, Tournament Chairman
John Scott, Media Committee Chairman

Phone: (817) 927-4280

charlesschwabchallenge.com

